



Questionnaire #3: General Plan Policy Ideas

Summary of Results

4/3/2025



This page intentionally left blank.

Summary of Questionnaire #3

Introduction and Background

The City of Marina hosted their third online questionnaire (survey) to solicit input on draft policy ideas for the General Plan Update. Survey #3 was made up of eight separate topical surveys, each survey covering one policy topic. The results of this survey will be used in conjunction with results from other community engagement efforts, including Workshop #5, input from the General Plan Advisory Committee, and decision maker direction to prepare the draft goals, policies, and actions for each General Plan Element. The community will have an opportunity to review and provide input on the proposed goals, policies, and actions during the Public Draft review phase.

Each of the eight separate topical surveys were available in English, Spanish, and Korean on the project website—Marina2045.org—from February 11 to March 17, 2025. The surveys had a total of 188 responses – 187 in English, and one in Korean, with no responses in Spanish.

Below is an overview of the survey design, limitations, and outreach, followed by a summary of key findings by question. Detailed responses can be found in Attachment A.

Survey Overview

Survey Design

The surveys were designed and conducted using SurveyMonkey, a large and reputable web-based survey platform. The survey settings were configured to only allow one survey to be completed from a single device (i.e., laptop, smartphone, tablet).

Survey Type

The surveys were conducted with a non-randomized sample—often called a convenience sample—of people who live, work, or spend time in Marina. The convenience sample method—as opposed to a random, “statistically valid” survey—was intentionally used for multiple reasons.

First, using a non-random sample for a survey is commonly used to understand the perspectives and preferences of a group of people (“population”), especially related to topics that are time-sensitive and/or not gathered through existing population surveys. Data from non-random samples can show the range of views and preferences within a population and be used as a reference point for decision making.

Second, the General Plan Team (Raimi + Associates and City staff) wanted to make sure that the entire population (and not just a sub-group of residents) had the opportunity to participate in providing comments on the vision, values, and priorities and concerns for the future of Marina. Using a statistically valid survey would leave out many residents who have expressed a desire to be engaged in the process. The General Plan Team wanted to make sure that all interested residents, business owners, and property owners could participate in the surveys.

Finally, the survey provides information that will help with the direction of the plan and inform decision-makers, but does not represent the final “vote” or final decision.

Limitations

The primary limitation of data gathered through a non-randomized sample is that the findings cannot be assumed to reflect the opinions of the entire population. While the data from non-random samples is often considered “non-generalizable” the following factors indicate that the data from this land use alternatives survey is reliable and provides an accurate “temperature” of current public opinion in the Marina community.

Despite the confidence, random samples (like all data) also have limitations. The primary limitation of statistically valid surveys is that participants who opt-in may not reflect the general population because certain types of people are more likely to not respond. Considering this, the overall high sample size mitigates the limitations presented by the non-random sample survey.

Survey Outreach

The General Plan Team utilized multiple outreach methods to raise awareness around questionnaire #3. These methods and events are listed below.

- Two email blasts were sent to the General Plan database with over 1,300 email addresses.
- Announced at one in-person GPAC meeting.
- Announced/marketed at one in-person pop-up workshop.
- Direct emails sent to the General Plan Advisory Committee, City Council and Planning Commissioners requesting distribution of the survey with their networks.

Findings

The section below provides an overview of the responses to all questions presented in the eight separate surveys. Each survey included questions that asked respondents for their level of agreement with policy ideas related to each Element, questions that asked for open-ended comments, and the remaining 6 questions asked for respondents’ demographics through multiple-choice response.

Demographics

Five of the survey questions related to demographics, asking respondents for their age category, race, if you live and/or work in Marina, tenure in city, and lastly, whether you own or rent your housing unit. Below are key findings from the demographic multiple-choice questions.

- There were 187 respondents that reported their background for the English survey, and one for the Korean survey. Of those 188 respondents, 63% identified as White/Caucasian, 21% identified as two or more races, 6% identified as Native American/Alaska Native, 4% identified as Black/African American, 4% identified as another race not listed, and 2% identified as Asian/Asian American. This differs slightly from the City’s overall demographic breakdown, as is typical in most communities (certain groups tend to prefer in-person rather than online engagement).

- The majority of respondents are Marina residents (approximately 62%), and 36% of all respondents both live and work in Marina. Approximately 3% of respondents work in Marina but live elsewhere.
- Responses heavily lean towards more tenured residents, though representation for newer residents is also strong. Approximately 20% of respondents have lived in Marina for 5 or less years, while 60% have lived in Marina for more than 10 years. The remaining respondents have resided in Marina for 5-10 years (approximately 20%).
- The vast majority of respondents own their home (approximately 84%) while the remaining 16% rent.
- Responses lean towards middle-aged and senior residents, with low response rate for residents under 35 years old. About 2% of respondents were between ages 18-34, and 39% were 35-44. Almost 39% were between 45 and 64, and the remaining 20% were aged 65 and older.

Overview of the Topic Areas

The draft General Plan policy ideas, and this summary, focuses on eight (8) topics corresponding to each Element of the General Plan Update and organized into one survey each. These survey topics are:

- Parks, Recreation, Open Space, Trails, and Public Facilities
- Land Use
- Economic Development
- Transportation
- Conservation
- Safety, Hazards and Climate Change
- Public Utilities, Infrastructure, and Water
- Environmental Justice

Survey 3A: Parks, Recreation, Open Space, Trails, and Public Facilities Policy Ideas

The first survey presented policy ideas related to parks, open space, trails, recreation, and public facilities in Marina. Each question asked respondents to rate their level of agreement with each policy (strongly agree, agree, neutral, disagree, strongly disagree). Below are the total responses along with the weighted average for each topic. The higher the number, the more residents agreed with the policy idea. Please note that not everyone rated each policy.

The most popular policies were related to park maintenance funding, recreational facilities and programming, multi-use trails and greenbelts, open space, and public gathering spaces. Less popular policies were related to micro-grid development, zero-emissions vehicle infrastructure, private open space dedication, and a land trade to acquire Los Arboles Sports Center (partnerships were supported).

Question #1: Please rate your level of agreement with the following ideas related to parks in Marina.

Proposed Policy Ideas	Strongly Disagree	Disagree	Neutral	Agree	Strongly Agree	Total Responses	Weighted Average
PR-8: Prioritize park maintenance funding.	0.00% 0	0.00% 0	8.70% 2	43.48% 10	47.83% 11	23	4.39
PR-2: Expand passive and active recreation amenities at parks.	0.00% 0	8.70% 2	13.04% 3	17.39% 4	60.87% 14	23	4.30
PR-6: Facilitate needed improvements to existing parks, such as signage and playground updates.	0.00% 0	4.35% 1	4.35% 1	47.83% 11	43.48% 10	23	4.30
PR-10: Pursue grant funding, park fees, and other financing options.	8.70% 2	0.00% 0	8.70% 2	17.39% 4	65.22% 15	23	4.30
PR-1: Prioritize parks in underserved areas including central Marina.	4.35% 1	4.35% 1	8.70% 2	34.78% 8	47.83% 11	23	4.17
PR-9: Prioritize funding for new parks to keep pace with population growth.	4.35% 1	8.70% 2	0.00% 0	39.13% 9	47.83% 11	23	4.17
PR-3: Increase park accessibility to a 10 minute walk or ½ mile of every Marina residence (park, beach, or open space).	8.70% 2	4.35% 1	4.35% 1	43.48% 10	39.13% 9	23	4.00
PR-13: Pursue a more effective partnership with MPUSD to increase public access to Los Arboles Sports Center	0.00% 0	8.70% 2	21.74% 5	43.48% 10	26.09% 6	23	3.87

Marina General Plan Update

Proposed Policy Ideas	Strongly Disagree	Disagree	Neutral	Agree	Strongly Agree	Total Responses	Weighted Average
PR-5: Ensure all parks and playgrounds are accessible to children and seniors with different or special abilities.	4.55% 1	9.09% 2	22.73% 5	31.82% 7	31.82% 7	22	3.77
PR-12: Encourage privately owned parks to be open to the public for regular hours	8.70% 2	4.35% 1	26.09% 6	34.78% 8	26.09% 6	23	3.65
PR-11: Install more informative and uniform signage to City Parks displaying the hours and rules at all entrances	4.35% 1	13.04% 3	30.43% 7	21.74% 5	30.43% 7	23	3.61
PR-7: Adopt the City's Parks Master Plan Update.	4.55% 1	9.09% 2	31.82% 7	31.82% 7	22.73% 5	22	3.59
PR-4: Create "destination parks" that create a regional draw (i.e., Pump Track, Equestrian Center, campgrounds/RV park).	8.70% 2	8.70% 2	26.09% 6	30.43% 7	26.09% 6	23	3.57
PR-14: Consider a land trade between MPUSD and the City to acquire Los Arboles Sports Center	9.09% 2	0.00% 0	45.45% 10	22.73% 5	22.73% 5	22	3.50

Question #2: Please rate your level of agreement with the following ideas related to open space in Marina.

Proposed Policy Ideas	Strongly Disagree	Disagree	Neutral	Agree	Strongly Agree	Total Responses	Weighted Average
PR-15: Improve access to public open space for recreation.	0.00% 0	0.00% 0	17.39% 4	39.13% 9	43.48% 10	23	4.26
PR-20: Increase greenbelts across the city.	4.35% 1	0.00% 0	17.39% 4	30.43% 7	47.83% 11	23	4.17
PR-19: Increase open space funding.	4.55% 1	0.00% 0	27.27% 6	31.82% 7	36.36% 8	22	3.95
PR-18: Increase open space linkages.	4.35% 1	0.00% 0	26.09% 6	43.48% 10	26.09% 6	23	3.87
PR-16: Expand public access to the beach and coastline, including more accessible and gradually descending pathways	13.04% 3	8.70% 2	13.04% 3	34.78% 8	30.43% 7	23	3.61
PR-17: Incentivize open space dedication by private property owners.	13.04% 3	4.35% 1	21.74% 5	39.13% 9	21.74% 5	23	3.52

Question #3: Please rate your level of agreement with the following ideas related to trails in Marina.

Proposed Policy Ideas	Strongly Disagree	Disagree	Neutral	Agree	Strongly Agree	Total Responses	Weighted Average
PR-21: Incentivize new interconnected trails to access open space, parks, and the coastline.	0.00% 0	0.00% 0	17.39% 4	43.48% 10	39.13% 9	23	4.22
PR-22: Encourage new multi-use trails and complete the planned FORTAG network (Fort Ord Regional Trail and Greenway).	0.00% 0	4.35% 1	13.04% 3	39.13% 9	43.48% 10	23	4.22
PR-23: Expand trail network and accessibility.	0.00% 0	4.35% 1	17.39% 4	47.83% 11	30.43% 7	23	4.04
PR-24: Increase trail funding.	4.35% 1	4.35% 1	13.04% 3	43.48% 10	34.78% 8	23	4.00
PR-25: Conduct more deliberate outreach regarding local trails (such as an online registry of the FORTAG network)	0.00% 0	13.04% 3	30.43% 7	39.13% 9	17.39% 4	23	3.61

Question #4: Please rate your level of agreement with the following ideas related to recreation in Marina.

Proposed Policy Ideas	Strongly Disagree	Disagree	Neutral	Agree	Strongly Agree	Total Responses	Weighted Average
PR-30: Partner with private and non-profit entities for recreation programming and events (such as Friends of the Marina Library).	0.00% 0	4.17% 1	8.33% 2	45.83% 11	41.67% 10	24	4.25
PR-28: Increase arts and culture programming.	4.17% 1	0.00% 0	20.83% 5	33.33% 8	41.67% 10	24	4.08
PR-26: Increase recreation programming for all ages.	0.00% 0	8.33% 2	20.83% 5	33.33% 8	37.50% 9	24	4.00
PR-31: Organize and promote regular visitor events, such as an annual 5k run, a seasonal surfing competition, or an annual visitor tour of the Fort Ord Park's bunkers and dunes	8.33% 2	4.17% 1	12.50% 3	37.50% 9	37.50% 9	24	3.92
PR-27: Increase recreation education.	0.00% 0	8.70% 2	34.78% 8	26.09% 6	30.43% 7	23	3.78
PR-29: Create an “art in the parks” program.	4.17% 1	8.33% 2	33.33% 8	20.83% 5	33.33% 8	24	3.71

Question #5: Please rate your level of agreement with the following ideas related to public facilities in Marina.

Proposed Policy Ideas	Strongly Disagree	Disagree	Neutral	Agree	Strongly Agree	Total Responses	Weighted Average
PR-34: Expand public gathering spaces, particularly outdoors.	0.00% 0	8.33% 2	8.33% 2	37.50% 9	45.83% 11	24	4.21
PR-33: Expand recreation offerings at public facilities.	8.33% 2	0.00% 0	16.67% 4	41.67% 10	33.33% 8	24	3.92
PR-38: Provide backup power for critical facilities in response to hazardous events.	0.00% 0	4.17% 1	25.00% 6	50.00% 12	20.83% 5	24	3.88
PR-35: Increase public building energy efficiency.	4.17% 1	8.33% 2	4.17% 1	62.50% 15	20.83% 5	24	3.88
PR-32: Facilitate new civic center that serves as a “community hub”.	13.04% 3	4.35% 1	17.39% 4	30.43% 7	34.78% 8	23	3.70
PR-37: Investigate opportunities to support micro-grid development near the airport.	0.00% 0	8.33% 2	54.17% 13	29.17% 7	8.33% 2	24	3.38
PR-36: Support zero-emission vehicle (ZEV) adoption and infrastructure.	12.50% 3	8.33% 2	45.83% 11	16.67% 4	16.67% 4	24	3.17

Additional Comments

24 respondents provided additional, open-ended comments. Major themes are summarized below.

- Connectivity:** Several respondents expressed enthusiasm for parks, trails, and open space that connects the community. There is support for the FORTAG trail network, wildlife corridors, and new greenways. Respondents desire increased connectivity between new developments and “old Marina” and safe options for walking, biking, and alternative transportation.
- Public Programming:** Multiple respondents suggested ideas for public programming to help Marina feel like a community. Ideas included a Farmer’s Market, recreational programs, increased library safety, public art, and a stage or venue for the performing arts.
- Maintenance:** Some respondents cited concerns over a need for sufficient park maintenance to improve the quality of existing parks. Respondents suggested increased trash pick-up and vegetation in City-owned parks, while allowing the State and TAMC to focus on maintenance of their land. One respondent suggested fixing the Los Arboles land ownership problem to encourage owner maintenance on their property.
- Increased Parkland:** Several respondents encouraged prioritizing the development of new parks and trails, particularly increasing the number of and access to parks in underserved areas. Several respondents cited concerns over implementation, stressing that the City should have a clear path forward for developing and maintaining new parks and requiring developers to fulfill open space commitments.

Survey 3B: Land Use Policy Ideas

The second survey presented policy ideas related to balanced growth, new and existing neighborhoods, community gathering places, the public realm, housing, Downtown, gateways, and sustainable development in Marina. Each question asked respondents to rate their level of agreement with each policy (strongly agree, agree, neutral, disagree, strongly disagree). Below are the total responses along with the weighted average for each topic. The higher the number, the more residents agreed with the policy idea. Please note that not everyone rated each policy.

The most popular policies were related to requiring developers to pay for parks and public services, preserving views of the coastline, pedestrian and bicycle connectivity, expanding the urban tree canopy, streetscape improvements, and prioritizing dining and entertainment businesses. Less popular policies were related to prohibiting drive throughs on Del Monte and Reservation Road, promoting Accessory Dwelling Units (ADUs), Military memorials, reducing driveways and curb cuts in Downtown, and separating major new developments from existing neighborhoods with open space.

Question #1: Please rate your level of agreement with the following ideas related to focused and balanced growth in Marina.

Proposed Policy Ideas	Strongly Disagree	Disagree	Neutral	Agree	Strongly Agree	Total Responses	Weighted Average
LU-3: Prohibit or restrict new development where natural conditions present a serious threat to life	5.97% 4	5.97% 4	17.91% 12	22.39% 15	47.76% 32	67	4.00
LU-2: Mitigate impacts of development within the UGB on biological resources, balancing growth with habitat conservation	8.82% 6	4.41% 3	14.71% 10	27.94% 19	44.12% 30	68	3.94
LU-1: Focus all new growth as infill within the Urban Growth Boundary through 2040	7.35% 5	8.82% 6	27.94% 19	19.12% 13	36.76% 25	68	3.69
LU-4: Separate major new developments from existing neighborhoods with open space	11.76% 8	10.29% 7	30.88% 21	22.06% 15	25.00% 17	68	3.38

Question #2: Please rate your level of agreement with the following ideas related to new neighborhoods in Marina.

Proposed Policy Ideas	Strongly Disagree	Disagree	Neutral	Agree	Strongly Agree	Total Responses	Weighted Average
LU-12: Ensure new developments pay their fair share of additional public service costs	2.90% 2	0.00% 0	2.90% 2	17.39% 12	76.81% 53	69	4.65
LU-9: Require new parks, indoor/outdoor recreation, open space, greenway, and/or FORTAG multiuse trails	1.47% 1	2.94% 2	5.88% 4	32.35% 22	57.35% 39	68	4.41
LU-11: Provide setbacks or open spaces between existing neighborhoods and new higher-density developments	2.94% 2	7.35% 5	23.53% 16	29.41% 20	36.76% 25	68	3.90
LU-10: Require construction of new “missing middle” housing	7.46% 5	2.99% 2	19.40% 13	34.33% 23	35.82% 24	67	3.88
LU-6: Prohibit or limit gated communities	11.59% 8	10.14% 7	11.59% 8	23.19% 16	43.48% 30	69	3.77
LU-5: Integrate new housing developments into the City	4.35% 3	13.04% 9	15.94% 11	42.03% 29	24.64% 17	69	3.70
LU-7: Limit block lengths or use mid-block alleys to break up long blocks	2.94% 2	8.82% 6	29.41% 20	35.29% 24	23.53% 16	68	3.68
LU-8: Require connecting pedestrian and bicyclist paths at all cul-de-sacs	11.59% 8	10.14% 7	21.74% 15	20.29% 14	36.23% 25	69	3.59

Question #3: Please rate your level of agreement with the following ideas related to community gathering places in Marina.

Proposed Policy Ideas	Strongly Disagree	Disagree	Neutral	Agree	Strongly Agree	Total Responses	Weighted Average
LU-14: Attract sit-down dining and entertainment uses	1.56% 1	1.56% 1	14.06% 9	43.75% 28	39.06% 25	64	4.17
LU-18: Avoid “strip” commercial; promote “park once” design where multiple activities can be accessed without driving	3.23% 2	8.06% 5	8.06% 5	37.10% 23	43.55% 27	62	4.10
LU-19: In gathering places, require pedestrians to be prioritized in site design	4.69% 3	3.13% 2	10.94% 7	43.75% 28	37.50% 24	64	4.06
LU-17: Include public gathering places, civic services, active & passive recreation as part of the City's Civic Center	3.17% 2	7.94% 5	11.11% 7	39.68% 25	38.10% 24	63	4.02
LU-13: Create activity centers/destinations at the following locations:- a destination district in Downtown or a destination street off of Reservation Road,- a future Arts & Civic Village in University Village,- the retail and restaurant “Promenade” within University Village,- a future public and civic gathering place in the heart of Cypress Knolls,- the Civic Center (expanded at its current location),- the future Dunes City Park & Sports/Aquatic Center,- the Marina Equestrian Center,- a future ballfield/sports complex within Preston Park.	8.06% 5	4.84% 3	6.45% 4	41.94% 26	38.71% 24	62	3.98
LU-16: Enforce standards that prioritize pedestrians for retail and active uses in gathering places	3.13% 2	6.25% 4	17.19% 11	35.94% 23	37.50% 24	64	3.98
LU-15: Allow vertical mixed-use buildings in multiple land use designations	7.94% 5	17.46% 11	11.11% 7	34.92% 22	28.57% 18	63	3.59

Question #4: Please rate your level of agreement with the following ideas related to an attractive public realm in Marina.

Proposed Policy Ideas	Strongly Disagree	Disagree	Neutral	Agree	Strongly Agree	Total Responses	Weighted Average
LU-22: Highlight and preserve public views of the coastline	1.56% 1	1.56% 1	7.81% 5	26.56% 17	62.50% 40	64	4.47
LU-24: Expand the urban tree canopy along major corridors and in public gathering places	1.59% 1	3.17% 2	12.70% 8	31.75% 20	50.79% 32	63	4.27
LU-25: Require new developments to follow walkable design practices	3.13% 2	1.56% 1	10.94% 7	35.94% 23	48.44% 31	64	4.25
LU-20: Enhance public spaces and major streets throughout Marina through branding, public landscaping, and façade revitalization	1.56% 1	1.56% 1	18.75% 12	42.19% 27	35.94% 23	64	4.09
LU-21: Design the City's major corridors with a consistent streetscape appearance and prioritize the public realm improvements, mobility enhancements, and pedestrian amenities on these same corridors	1.56% 1	4.69% 3	18.75% 12	42.19% 27	32.81% 21	64	4.00
LU-23: Construct memorials that pay homage to the Military past	4.69% 3	9.38% 6	34.38% 22	28.13% 18	23.44% 15	64	3.56

Question #5: Please rate your level of agreement with the following ideas related to existing neighborhoods in Marina.

Proposed Policy Ideas	Strongly Disagree	Disagree	Neutral	Agree	Strongly Agree	Total Responses	Weighted Average
LU-30: Maintain attractive buffers between residential and non-residential uses	1.56% 1	6.25% 4	17.19% 11	42.19% 27	32.81% 21	64	3.98
LU-29: Ensure appropriate setbacks, landscaping, and transitions between single-family neighborhoods and high-density infill housing	1.56% 1	7.81% 5	23.44% 15	37.50% 24	29.69% 19	64	3.86
LU-26: Establish a distinctive identity for each neighborhood in Central & North Marina by adding more	7.81% 5	7.81% 5	18.75% 12	32.81% 21	32.81% 21	64	3.75

Marina General Plan Update

Proposed Policy Ideas	Strongly Disagree	Disagree	Neutral	Agree	Strongly Agree	Total Responses	Weighted Average
traffic calming and widening or completing sidewalks, and by building more mini-parks							
LU-28: Streamline approval of “missing middle” infill that meets objective design standards	6.35% 4	6.35% 4	26.98% 17	42.86% 27	17.46% 11	63	3.59
LU-27: Promote the development of Accessory Dwelling Units (ADUs) by providing pre-approved ADU plans and by allowing ADUs to be sold separately from the primary residence	16.13% 10	9.68% 6	35.48% 22	22.58% 14	16.13% 10	62	3.13

Question #6: Please rate your level of agreement with the following ideas related to high quality and affordable housing in Marina.

Proposed Policy Ideas	Strongly Disagree	Disagree	Neutral	Agree	Strongly Agree	Total Responses	Weighted Average
LU-34: Ensure pedestrian/bicycle connections to new and planned parks, open space, and trails	3.13% 2	0.00% 0	14.06% 9	35.94% 23	46.88% 30	64	4.23
LU-32: Support infill in Central Marina	7.94% 5	3.17% 2	17.46% 11	42.86% 27	28.57% 18	63	3.81
LU-31: Expand where missing-middle housing can be built, especially as part of future development in Cypress Knolls, near 8th Street/Imjin Road area, and in Preston Park	4.69% 3	7.81% 5	18.75% 12	40.63% 26	28.13% 18	64	3.80
LU-33: Encourage and attract housing geared towards veterans, seniors, and low income-households	4.69% 3	7.81% 5	18.75% 12	40.63% 26	28.13% 18	64	3.80

Question #7: Please rate your level of agreement with the following ideas related to a safe, walkable, thriving Downtown in Marina.

Proposed Policy Ideas	Strongly Disagree	Disagree	Neutral	Agree	Strongly Agree	Total Responses	Weighted Average
LU-41: Upgrade Del Monte Boulevard’s streetscape condition and overall visual appearance	1.61% 1	0.00% 0	22.58% 14	30.65% 19	45.16% 28	62	4.18
LU-42: Encourage outdoor public spaces and plazas in new developments	4.84% 3	3.23% 2	12.90% 8	33.87% 21	45.16% 28	62	4.11
LU-40: Build neighborhood-serving mini-parks and plazas	6.45% 4	3.23% 2	12.90% 8	43.55% 27	33.87% 21	62	3.95
LU-36: Attract entertainment, indoor recreation, live-work units, and additional retail uses	0.00% 0	8.20% 5	21.31% 13	44.26% 27	26.23% 16	61	3.89
LU-35: Create a destination in Downtown through a catalytic project or ongoing programming	4.92% 3	6.56% 4	31.15% 19	36.07% 22	21.31% 13	61	3.62
LU-37: Concentrate retail, personal service, and business service uses along Del Monte and Reservation Road	4.84% 3	11.29% 7	27.42% 17	35.48% 22	20.97% 13	62	3.56
LU-39: Transform Downtown into a pedestrian-oriented shopping by reducing the number of driveways and curb cuts	13.11% 8	14.75% 9	18.03% 11	31.15% 19	22.95% 14	61	3.36
LU-38: Prohibit drive-through uses along Del Monte and Reservation Road	16.13% 10	16.13% 10	29.03% 18	17.74% 11	20.97% 13	62	3.11

Question #8: Please rate your level of agreement with the following ideas related to key gateways in Marina.

Proposed Policy Ideas	Strongly Disagree	Disagree	Neutral	Agree	Strongly Agree	Total Responses	Weighted Average
LU-44: Reflect the historical significance of Fort Ord in development near entrances to the State Park	1.61% 1	4.84% 3	24.19% 15	37.10% 23	32.26% 20	62	3.94
LU-43: Design major entry points with subdued commercial signage, clear wayfinding, special design treatments, complete sidewalks, landscaping, mini-parks or plazas	3.23% 2	8.06% 5	14.52% 9	41.94% 26	32.26% 20	62	3.92

Question #9: Please rate your level of agreement with the following ideas related to sustainable and well-designed development in Marina.

Proposed Policy Ideas	Strongly Disagree	Disagree	Neutral	Agree	Strongly Agree	Total Responses	Weighted Average
LU-47: Support and facilitate green building practices	8.06% 5	4.84% 3	8.06% 5	45.16% 28	33.87% 21	62	3.92
LU-46: Promote a diversity of architectural styles across the City	3.28% 2	6.56% 4	27.87% 17	44.26% 27	18.03% 11	61	3.67
LU-45: Adhere to new Objective Design Standards	5.00% 3	5.00% 3	40.00% 24	31.67% 19	18.33% 11	60	3.53

Additional Comments

79 respondents provided additional, open-ended comments. Major themes are summarized below.

- Housing:** Multiple respondents emphasized a need for affordable, “missing middle” housing, including transition and senior housing. Respondents emphasized a need for promoting affordable housing for Marina’s middle and working class while preserving the natural environment, prioritizing infill development. Several respondents also cited concerns over divisions between new development and old Marina, and emphasized the need for facilitated access and connections between the community.
- Parks and Open Space:** Multiple respondents expressed enthusiasm for the preservation of existing open space and building new parks and recreational opportunities. Respondents cited the large natural areas and native landscaping as an important asset to the city, and cited concern that new development could impact these areas and particularly the endangered Sand Gilia. Several

respondents suggested ideas for new parks, improved maintenance of parks and landscaping, and additional recreational programs and facilities. One respondent stated that the celebration of Fort Ord's heritage should be focused on its indigenous history and open spaces. Several respondents cited a need for improved beach access.

- **Multi-Modal Transportation:** Multiple respondents emphasized a need for expanded pedestrian and bicycle infrastructure throughout Marina that would improve traffic safety, connectivity between segmented neighborhoods, and access to transit. Respondents cited a need for improved safety for children, seniors, and disabled residents while providing a variety of accessibility options. Several respondents were supportive of a trail network like FORTAG.
- **Economic Vitality:** Multiple respondents suggested ideas to improve Marina's economic vitality through new businesses and land uses. Several respondents expressed enthusiasm about reenergizing the Downtown area through dining and entertainment businesses, bicycle and pedestrian infrastructure, and maintained landscaping. One respondent suggested creating a plaza for food trucks and vendors to congregate, while another suggested renovating the shopping center at Beach Road and Reservation Road to create a vibrant walkable tourist destination. Several respondents expressed a need for businesses that would generate tax revenue, citing concerns over big box stores and large parking lots, strip malls, and underutilized hotels.

Survey 3C: Economic Development Policy Ideas

The third survey presented policy ideas related to business growth, fiscal stability, placemaking and community development, education and workforce, and regulatory streamlining in Marina. Each question asked respondents to rate their level of agreement with each policy (strongly agree, agree, neutral, disagree, strongly disagree). Below are the total of responses along with the weighted average for each topic. The higher the number, the more residents agreed with the policy idea. Please note that not everyone rated each policy.

The most popular policies were related to leveraging state and federal grants, promoting businesses that offer high wages and generate tax revenue, supporting educational institutions, fully staffing City departments, and ensuring that development pays for its fair share of public facilities. Less popular policies were related to establishing a City brand and marketing tourism in Marina, requiring proper signage for all businesses, and using funding approaches for transportation and parks that limit fiscal burdens on the City.

Question #1: Please rate your level of agreement with the following ideas related to business stability and growth in Marina.

Proposed Policy Ideas	Strongly Disagree	Disagree	Neutral	Agree	Strongly Agree	Total Responses	Weighted Average
ED-4: Encourage and attract businesses in key industries (especially medical and aviation) that build on Marina’s competitive advantages and offer high-wage jobs	0.00% 0	0.00% 0	6.25% 1	56.25% 9	37.50% 6	16	4.31
ED-2: Pursue specific initiatives to promote local investment such as facilitating creation of a Downtown Business Improvement District	0.00% 0	0.00% 0	6.67% 1	60.00% 9	33.33% 5	15	4.27
ED-6: Support placemaking, transportation, and recreation improvements that promote economic development	0.00% 0	0.00% 0	13.33% 2	60.00% 9	26.67% 4	15	4.13
ED-3: Attract new (diversify) and grow existing (expand) employment-generating businesses	0.00% 0	0.00% 0	13.33% 2	66.67% 10	20.00% 3	15	4.07
ED-1: Maintain conditions that support local business growth and the local economy, through adopting a more flexible zoning code, offering short-term incentives, and protecting businesses who choose to invest in Marina	6.25% 1	0.00% 0	0.00% 0	68.75% 11	25.00% 4	16	4.06

Marina General Plan Update

Proposed Policy Ideas	Strongly Disagree	Disagree	Neutral	Agree	Strongly Agree	Total Responses	Weighted Average
ED-5: Diversify the built environment in addition to hotels with a museum, convention center, arts district, etc.	6.67% 1	6.67% 1	0.00% 0	53.33% 8	33.33% 5	15	4.00
ED-8: Coordinate with regional agencies and business organizations to sponsor Marina-oriented events	0.00% 0	0.00% 0	25.00% 4	50.00% 8	25.00% 4	16	4.00
ED-7: Establish a City brand and better market the City	0.00% 0	13.33% 2	46.67% 7	26.67% 4	13.33% 2	15	3.40

Question #2: Please rate your level of agreement with the following ideas related to fiscal stability in Marina.

Proposed Policy Ideas	Strongly Disagree	Disagree	Neutral	Agree	Strongly Agree	Total Responses	Weighted Average
ED-14: Consistently leverage grants and programs available through the State of California and federal government	0.00% 0	0.00% 0	6.25% 1	18.75% 3	75.00% 12	16	4.69
ED-9: Promote businesses that create stable, long-term revenue to fund city services	0.00% 0	0.00% 0	0.00% 0	50.00% 8	50.00% 8	16	4.50
ED-15: Ensure that new development pays for and/or builds its fair share of new public facilities (such as parks, fields, schools, and community centers)	6.25% 1	0.00% 0	6.25% 1	18.75% 3	68.75% 11	16	4.44
ED-10: Promote tax-generating establishments that benefit the City's fiscal condition	0.00% 0	0.00% 0	0.00% 0	68.75% 11	31.25% 5	16	4.31
ED-11: Encourage fiscally beneficial use of vacant and underutilized parcels	0.00% 0	0.00% 0	12.50% 2	50.00% 8	37.50% 6	16	4.25
ED-13: Strategically provide public services within the limitations of the City budget	0.00% 0	0.00% 0	18.75% 3	62.50% 10	18.75% 3	16	4.00
ED-12: Pursue desired investments in parks and transportation with funding and financing approaches that limit fiscal burdens on the City	0.00% 0	6.25% 1	25.00% 4	56.25% 9	12.50% 2	16	3.75

Question #3: Please rate your level of agreement with the following ideas related to placemaking and community development in Marina.

Proposed Policy Ideas	Strongly Disagree	Disagree	Neutral	Agree	Strongly Agree	Total Responses	Weighted Average
ED-20: Strive to operate and maintain City facilities to a high standard	0.00% 0	0.00% 0	12.50% 2	50.00% 8	37.50% 6	16	4.25
ED-18: Identify an outdoor location for concerts and farmers markets that is easily accessible to people of all ages	0.00% 0	6.25% 1	6.25% 1	50.00% 8	37.50% 6	16	4.19
ED-22: Consider a redesign of Vista del Camino between Reservation Road to allow weekend events that are pedestrian-friendly	0.00% 0	0.00% 0	26.67% 4	40.00% 6	33.33% 5	15	4.07
ED-16: Implement new and existing plans that connect and enhance the city's urban fabric	0.00% 0	0.00% 0	33.33% 5	46.67% 7	20.00% 3	15	3.87
ED-17: Organize cultural events that attract visitors and increase business activity	0.00% 0	12.50% 2	25.00% 4	31.25% 5	31.25% 5	16	3.81
ED-19: Partner with the local Chamber of Commerce to better market Marina for ecotourism and recreational tourism	6.67% 1	0.00% 0	33.33% 5	33.33% 5	26.67% 4	15	3.73
ED-21: Require proper signage for all businesses	6.25% 1	0.00% 0	31.25% 5	50.00% 8	12.50% 2	16	3.63

Question #4: Please rate your level of agreement with the following ideas related to education and workforce in Marina.

Proposed Policy Ideas	Strongly Disagree	Disagree	Neutral	Agree	Strongly Agree	Total Responses	Weighted Average
ED-23: Support Marina’s educational institutions in advancing local economic opportunity, especially CSUMB, Monterey Peninsula College (MPC), and Marina High School	0.00% 0	0.00% 0	0.00% 0	37.50% 6	62.50% 10	16	4.63
ED-27: Identify, attract, and retain employers who create full-time positions within the city limits for employees to work, live, shop and recreate in Marina	0.00% 0	0.00% 0	0.00% 0	68.75% 11	31.25% 5	16	4.31
ED-26: Promote creation of new job opportunities, including those with family-supporting wages, such as light industrial and blue-collar service industries	0.00% 0	0.00% 0	13.33% 2	53.33% 8	33.33% 5	15	4.20
ED-24: Cooperate with partners to promote available workforce training programs	0.00% 0	0.00% 0	12.50% 2	56.25% 9	31.25% 5	16	4.19
ED-25: Facilitate housing growth to meet the needs of a growing workforce	6.25% 1	6.25% 1	12.50% 2	50.00% 8	25.00% 4	16	3.81

Question #5: Please rate your level of agreement with the following ideas related to regulatory streamlining in Marina.

Proposed Policy Ideas	Strongly Disagree	Disagree	Neutral	Agree	Strongly Agree	Total Responses	Weighted Average
ED-28: Promote efficient permitting of land use projects by ensuring that City departments are fully staffed with qualified personnel	0.00% 0	0.00% 0	0.00% 0	56.25% 9	43.75% 7	16	4.44
ED-29: Coordinate with governmental partners to improve development potential	6.25% 1	0.00% 0	6.25% 1	50.00% 8	37.50% 6	16	4.13

Additional Comments

13 respondents provided additional, open-ended comments. Major themes are summarized below.

- **Development Fees:** Several respondents expressed a need for developers to contribute fairly to community development. One respondent emphasized that developers should be held accountable for what is best for Marina, rather than their political preferences. Another respondent suggested renegotiating with developers at the Dunes and Sea Haven neighborhoods.
- **Diverse Businesses:** Several respondents emphasized a need to retain and support existing small businesses while focusing efforts on attracting new businesses capable of providing high salaries. Respondents noted that prestige companies and light industrial businesses would be a good fit for Marina, generate tax revenue, and support workers and visitors, while big box retailers and strip malls do not support the local economy.
- **Public Services:** Several respondents noted a need for increased tax revenue to support expanded public services, such as providing spaces for public events and fixing the roads around the fire station. Respondents emphasized using government funds wisely.

Survey 3D: Transportation Policy Ideas

The fourth survey presented policy ideas related to safety, roadway connectivity, future mobility, transit and multimodal hubs, and active transportation in Marina. Each question asked respondents to rate their level of agreement with each policy (strongly agree, agree, neutral, disagree, strongly disagree). Below are the total of responses along with the weighted average for each topic. The higher the number, the more residents agreed with the policy idea. Please note that not everyone rated each policy.

The most popular policies were related to enforcing speed limits, preserving beach access, implementing transit and multi-modal improvements, and improving safety and accessibility for pedestrians and bicyclists. Less popular policies were related to the proposed SURF bus line, ride hailing services like Uber and Lyft, autonomous vehicles, and e-scooters.

Question #1: Please rate your level of agreement with the following ideas related to safety in Marina.

Proposed Policy Ideas	Strongly Disagree	Disagree	Neutral	Agree	Strongly Agree	Total Responses	Weighted Average
T-3: Establish and enforce safe speed limits, particularly on streets with high pedestrian and cyclist activity	0.00% 0	0.00% 0	4.55% 1	45.45% 10	50.00% 11	22	4.45
T-10: Ensure that pedestrian safety is a key consideration in the design of future roundabouts	0.00% 0	0.00% 0	14.29% 3	38.10% 8	47.62% 10	21	4.33
T-5: Implement a Safe Routes to School (SRTS) program	0.00% 0	0.00% 0	23.81% 5	38.10% 8	38.10% 8	21	4.14
T-4: Improve street lighting and pedestrian signage, particularly near schools, parks, and commercial areas	0.00% 0	9.09% 2	18.18% 4	31.82% 7	40.91% 9	22	4.05
T-2: Integrate the Local Roadway Safety Plan (LRSP) into the Capital Improvements Plan to guide prioritization of traffic safety improvements	0.00% 0	0.00% 0	20.00% 4	60.00% 12	20.00% 4	20	4.00
T-1: Adopt a Complete Streets Policy to ensure appropriate design standards for each roadway type in the City	0.00% 0	0.00% 0	27.27% 6	59.09% 13	13.64% 3	22	3.86
T-7: Explore installing lighted stop signs and/or traffic mirrors at intersections with known collision problems	4.55% 1	13.64% 3	9.09% 2	50.00% 11	22.73% 5	22	3.73
T-6: Introduce traffic calming measures such as speed humps, narrowing lanes, and	9.52% 2	0.00% 0	38.10% 8	19.05% 4	33.33% 7	21	3.67

Marina General Plan Update

Proposed Policy Ideas	Strongly Disagree	Disagree	Neutral	Agree	Strongly Agree	Total Responses	Weighted Average
road diets on residential streets (such as DeForest, Crescent, and Cardoza)							
T-9: Adopt a Roundabout First Program, requiring roundabouts to be considered as the primary option for intersections	19.05% 4	4.76% 1	23.81% 5	19.05% 4	33.33% 7	21	3.43
T-11: Prioritize the 2nd Avenue corridor for future mobility safety improvements as the Dunes is developed	9.52% 2	0.00% 0	42.86% 9	19.05% 4	28.57% 6	21	3.57
T-8: Consider installing radar speed signs (that instantly display the speed of a moving vehicle) on corridors with known speeding issues	9.09% 2	18.18% 4	45.45% 10	9.09% 2	18.18% 4	22	3.09

Question #2: Please rate your level of agreement with the following ideas related to Roadway Connectivity in Marina.

Proposed Policy Ideas	Strongly Disagree	Disagree	Neutral	Agree	Strongly Agree	Total Responses	Weighted Average
T-16: Continue to address cut-through traffic (Salinas to Monterey)	4.55% 1	0.00% 0	13.64% 3	40.91% 9	40.91% 9	22	4.14
T-12: Improve north-south and east-west connections by extending the following roadways:- Cypress Knolls future road network and connections- Patton Parkway connection from High School to Del Monte- Completion of 8th Street along north side of CSUMB- 2nd Avenue Extension from Imjin Pkwy to Del Monte Boulevard- DeForest Road north of Beach Road through Marina Station (connecting to Del Monte)- Walmart area development and new roadway connections	5.26% 1	0.00% 0	36.84% 7	15.79% 3	42.11% 8	19	3.89
T-15: Address roadway congestion on Reservation	9.52% 2	0.00% 0	19.05% 4	38.10% 8	33.33% 7	21	3.86

Marina General Plan Update

Proposed Policy Ideas	Strongly Disagree	Disagree	Neutral	Agree	Strongly Agree	Total Responses	Weighted Average
Road, Imjin Parkway, Del Monte Boulevard, and 2nd Avenue							
T-14: Improve access to Highway 1	0.00% 0	20.00% 4	25.00% 5	25.00% 5	30.00% 6	20	3.65
T-13: Explore additional connections within Central Marina such as extending Crescent Street southward as Cypress Knolls is redeveloped	5.00% 1	5.00% 1	35.00% 7	45.00% 9	10.00% 2	20	3.50

Question #3: Please rate your level of agreement with the following ideas related to future mobility in Marina.

Proposed Policy Ideas	Strongly Disagree	Disagree	Neutral	Agree	Strongly Agree	Total Responses	Weighted Average
T-19: Promote e-bikes by creating a supportive regulatory environment	19.05% 4	4.76% 1	23.81% 5	33.33% 7	19.05% 4	21	3.29
T-21: Provide charging stations for EVs and e-bikes	23.81% 5	9.52% 2	19.05% 4	33.33% 7	14.29% 3	21	3.05
T-18: Integrate Transportation Network Companies (TNCs), such as Uber, Lyft, and other ride-hailing services, into the city's transportation ecosystem	14.29% 3	19.05% 4	42.86% 9	19.05% 4	4.76% 1	21	2.81
T-17: Develop regulations and infrastructure to safely accommodate AVs on city streets, including pilot programs and real-time data sharing.	20.00% 4	10.00% 2	45.00% 9	20.00% 4	5.00% 1	20	2.80
T-20: Consider allowing e-scooters in Marina if they are regulated and geofenced appropriately	19.05% 4	23.81% 5	38.10% 8	14.29% 3	4.76% 1	21	2.62

Question #4: Please rate your level of agreement with the following ideas related to transit and multimodal hubs in Marina.

Proposed Policy Ideas	Strongly Disagree	Disagree	Neutral	Agree	Strongly Agree	Total Responses	Weighted Average
T-30: Avoid degrading beach access through future transportation improvements	0.00% 0	0.00% 0	9.52% 2	23.81% 5	66.67% 14	21	4.57
T-24: Implement transit-oriented improvements in Downtown	0.00% 0	4.76% 1	14.29% 3	42.86% 9	38.10% 8	21	4.14
T-23: Design multimodal hubs with all users in mind, including those with disabilities, the elderly, and families with children	0.00% 0	0.00% 0	19.05% 4	47.62% 10	33.33% 7	21	4.14
T-29: Consider the needs of bus transit when planning new neighborhoods	9.52% 2	4.76% 1	4.76% 1	47.62% 10	33.33% 7	21	3.90
T-22: Coordinate with Monterey-Salinas Transit (MST) to develop multimodal hubs that provide user-friendly connections between all transportation modes	0.00% 0	4.76% 1	23.81% 5	52.38% 11	19.05% 4	21	3.86
T-28: Encourage MST to deploy smaller, on-demand buses that circulate within marina's neighborhoods	4.76% 1	4.76% 1	19.05% 4	52.38% 11	19.05% 4	21	3.76
T-25: Work with MST to implement and improve bus rapid transit (BRT) to future mobility hubs, Salinas, Monterey, Downtown Marina, and other major regional destinations	9.52% 2	9.52% 2	14.29% 3	38.10% 8	28.57% 6	21	3.67
T-27: Seek funding for a free North to South circulator within town that is accessible to all residents and students	25.00% 5	5.00% 1	10.00% 2	35.00% 7	25.00% 5	20	3.30
T-26: Support new BRT (Surf Line) with a new mobility hub at 1st Ave and 5th St	52.38% 11	4.76% 1	9.52% 2	9.52% 2	23.81% 5	21	2.48

Question #5: Please rate your level of agreement with the following ideas related to active transportation in Marina.

Proposed Policy Ideas	Strongly Disagree	Disagree	Neutral	Agree	Strongly Agree	Total Responses	Weighted Average
T-34: Close known sidewalk gaps such as along Carmel, Beach, and Reindollar Ave	0.00% 0	0.00% 0	9.52% 2	33.33% 7	57.14% 12	21	4.48
T-32: Install or upgrade crosswalks at key intersections with high-visibility markings, pedestrian signals, and bulb-outs	5.00% 1	0.00% 0	20.00% 4	20.00% 4	55.00% 11	20	4.20
T-31: Create a pedestrian-friendly Downtown through traffic calming, protected bicycle lanes, enhanced pedestrian amenities, and improved transit facilities	5.26% 1	5.26% 1	10.53% 2	42.11% 8	36.84% 7	19	4.00
T-36: Pursue major pedestrian and bicycle Improvements, including:- Ped/Bike Bridge from DiMaggio Park to Library- Bike Lanes in University Village and Marina Station- FORTAG Trail Improvements- Safe Walk and Bike to School Program- Enhanced Connections to CSUMB- CSUMB Master Plan Bike Improvements- Multiuse path as part of 2nd Avenue extension	0.00% 0	5.00% 1	35.00% 7	25.00% 5	35.00% 7	20	3.90
T-35: Explore repurposing unneeded percolation ponds for enhanced pedestrian and bicycle connectivity	4.76% 1	4.76% 1	19.05% 4	42.86% 9	28.57% 6	21	3.86
T-33: Establish a bike-share program in collaboration with neighboring cities, CSUMB and other institutions	20.00% 4	5.00% 1	35.00% 7	20.00% 4	20.00% 4	20	3.15

Additional Comments

25 respondents provided additional, open-ended comments. Major themes are summarized below.

- **Bicycle and Pedestrian Infrastructure:** The majority of respondents supported expanding and improving bicycle and pedestrian infrastructure to increase safety and accessibility around Marina. Respondents suggested improving existing bike paths and expanding infrastructure to support last-mile transit connections, connectivity between new and existing neighborhoods, incorporating percolation plans into infrastructure, and a Safe Routes to Schools program.
- **Transit and SURF:** Several respondents expressed a desire for improvements to transit to alleviate traffic congestion, including incorporating multi-modal transportation planning into all new development, supporting last-mile bicycle and pedestrian connections to transit, and updating Complete Streets policies to address safe public transit bus travel and turning movements. However, several respondents cited concerns over the proposed SURF line, noting that it could degrade the coastal environment of the dunes and is insufficient until public transit can reliably connect Seaside with Carmel and Pebble Beach.
- **Traffic:** Multiple respondents cited concern over traffic safety and congestion, and suggested a need for traffic calming measures (including along collector roads), fixing the roads in Central Marina, and better enforcement of traffic laws. Two respondents expressed concern over reducing the traffic capacity of Del Monte and Reservation Roads, and suggested incorporating traffic calming improvements before narrowing these roads. Two respondents opposed the widening of Imjin Parkway, citing concerns over increased traffic from Salinas and safety, and one suggested making Imjin a toll road for non-residents.

Survey 3E: Conservation Policy Ideas

The fifth survey presented policy ideas related to habitat and species, groundwater, air quality, cultural and tribal resources, and scenic resources in Marina. Each question asked respondents to rate their level of agreement with each policy (strongly agree, agree, neutral, disagree, strongly disagree). Below are the total of responses along with the weighted average for each topic. The higher the number, the more residents agreed with the policy idea. Please note that not everyone rated each policy.

The most popular policies were related to protecting groundwater quality by minimizing urban and agricultural runoff, protecting public views of Highway 1 and the dunes, implementing a tree preservation standard, preserving and expanding woodlands and the urban forest, and infill development to protect open space in Marina. Less popular policies were related to collaborating with the Monterey Bay Air Resources district and encouraging active transportation to reduce air pollution, and mitigating and monitoring sand gilia to minimize the loss of habitat, though these policies were generally supported.

Question #1: Please rate your level of agreement with the following ideas related to habitat and species in Marina.

Proposed Policy Ideas	Strongly Disagree	Disagree	Neutral	Agree	Strongly Agree	Total Responses	Weighted Average
C-7: Preserve and expand Marina’s natural woodlands, riparian areas, and urban forest	6.25% 1	6.25% 1	6.25% 1	12.50% 2	68.75% 11	16	4.31
C-2: Support infill development to protect natural open space	6.25% 1	0.00% 0	12.50% 2	18.75% 3	62.50% 10	16	4.31
C-1: Balance habitat protection with conscientious development	12.50% 2	0.00% 0	12.50% 2	18.75% 3	56.25% 9	16	4.06
C-6: Work with the City’s Tree Committee to establish list of protected trees	6.25% 1	12.50% 2	0.00% 0	50.00% 8	31.25% 5	16	3.88
C-5: Establish a Residential Tree Preservation ordinance and implement a program to financially support its implementation	6.25% 1	25.00% 4	0.00% 0	31.25% 5	37.50% 6	16	3.69
C-3: Inventory and monitor Monterey sand gilia within the city	25.00% 4	0.00% 0	6.25% 1	25.00% 4	43.75% 7	16	3.63
C-4: Establish standards for development to mitigate the loss of sand gilia habitat	25.00% 4	0.00% 0	6.25% 1	25.00% 4	43.75% 7	16	3.63

Question #2: Please rate your level of agreement with the following ideas related to groundwater in Marina.

Proposed Policy Ideas	Strongly Disagree	Disagree	Neutral	Agree	Strongly Agree	Total Responses	Weighted Average
C-9: Minimize contamination from urban and agricultural runoff	0.00% 0	6.25% 1	6.25% 1	12.50% 2	75.00% 12	16	4.56
C-8: Protect groundwater quality	0.00% 0	6.25% 1	0.00% 0	31.25% 5	62.50% 10	16	4.50
C-10: Maximize groundwater recharge	0.00% 0	12.50% 2	6.25% 1	25.00% 4	56.25% 9	16	4.25
C-11: Coordinate with MCWD and the County Water Resources Agency to manage groundwater sustainably	0.00% 0	18.75% 3	0.00% 0	31.25% 5	50.00% 8	16	4.13

Question #3: Please rate your level of agreement with the following ideas related to air quality in Marina.

Proposed Policy Ideas	Strongly Disagree	Disagree	Neutral	Agree	Strongly Agree	Total Responses	Weighted Average
C-15: Minimize dust and construction debris	0.00% 0	6.25% 1	18.75% 3	31.25% 5	43.75% 7	16	4.13
C-14: Enforce performance standards and/or buffers for heavy polluting uses	6.25% 1	6.25% 1	6.25% 1	37.50% 6	43.75% 7	16	4.06
C-12: Encourage alternative transportation modes and transit to reduce air pollution	12.50% 2	18.75% 3	6.25% 1	31.25% 5	31.25% 5	16	3.50
C-13: Collaborate with the Monterey Bay Air Resources District	12.50% 2	18.75% 3	0.00% 0	43.75% 7	25.00% 4	16	3.50

Question #4: Please rate your level of agreement with the following ideas related to cultural and tribal resources in Marina.

Proposed Policy Ideas	Strongly Disagree	Disagree	Neutral	Agree	Strongly Agree	Total Responses	Weighted Average
C-16: Preserve historic and archaeological resources	6.25% 1	18.75% 3	6.25% 1	25.00% 4	43.75% 7	16	3.81
C-18: Celebrate local history and diversity	12.50% 2	12.50% 2	6.25% 1	18.75% 3	50.00% 8	16	3.81
C-17: Mark and identify cultural sites for public knowledge	12.50% 2	12.50% 2	6.25% 1	25.00% 4	43.75% 7	16	3.75
C-19: Collaborate closely with local Tribal organizations to manage natural and cultural resources	18.75% 3	12.50% 2	6.25% 1	12.50% 2	50.00% 8	16	3.63

Question #5: Please rate your level of agreement with the following ideas related to scenic resources in Marina.

Proposed Policy Ideas	Strongly Disagree	Disagree	Neutral	Agree	Strongly Agree	Total Responses	Weighted Average
C-20: Protect public views from Highway 1 to the west to the greatest extent possible	0.00% 0	0.00% 0	12.50% 2	18.75% 3	68.75% 11	16	4.56
C-21: Protect public views of the dunes ridgelines to the greatest extent possible	0.00% 0	0.00% 0	12.50% 2	31.25% 5	56.25% 9	16	4.44
C-22: Implement tree preservation standard for exemplary and heritage trees along scenic routes	0.00% 0	0.00% 0	18.75% 3	31.25% 5	50.00% 8	16	4.31

Additional Comments

12 respondents provided additional, open-ended comments. Major themes are summarized below.

- **Native Landscaping and Gilia:** Several respondents encouraged preservation of native ecosystems, specifically by protecting the endangered species Sand Gilia in open spaces and proposed developments and by planting native trees and landscaping throughout Marina. One respondent noted that native landscaping should be planted throughout built up areas to create visual consistency with the surrounding natural environment.
- **Trees:** Several respondents emphasized a need to plant more trees throughout Marina, particularly in the old Downtown. One respondent suggested establishing clear guidelines and policies for tree care within the city.
- **Open Space Preservation:** Several respondents cited concerns over urban encroachment into existing open spaces, and emphasized a need for infill development instead. Several respondents expressed concern over development in open spaces that disrupts the endangered Sand Gilia species and requires mitigation. One respondent suggested using percolation ponds for pocket parks within the city that would connect with bicycle and pedestrian infrastructure.

Survey 3F: Safety, Hazards, and Climate Change Policy Ideas

The sixth survey presented policy ideas related to habitat and species, groundwater, air quality, cultural and tribal resources, and scenic resources in Marina. Each question asked respondents to rate their level of agreement with each policy (strongly agree, agree, neutral, disagree, strongly disagree). Below are the total of responses along with the weighted average for each topic. The higher the number, the more residents agreed with the policy idea. Please note that not everyone rated each policy.

The most popular policies were related to the coastal dunes, nature-based solutions for erosion and flooding, police and fire services, seismic safety, energy efficiency, and hazard preparedness. Less popular policies were related to zero-emissions fleets and off-road equipment, resilience hubs, and carbon neutrality.

Question #1: Please rate your level of agreement with the following ideas related to wildfire in Marina.

Proposed Policy Ideas	Strongly Disagree	Disagree	Neutral	Agree	Strongly Agree	Total Responses	Weighted Average
SH-2: Provide backup power for critical facilities in response to hazardous events	0.00% 0	0.00% 0	14.29% 2	35.71% 5	50.00% 7	14	4.36
SH-4: Provide hardening and defensible space where recommended	0.00% 0	0.00% 0	21.43% 3	28.57% 4	50.00% 7	14	4.29
SH-3: Pursue fuel reduction in open spaces	0.00% 0	0.00% 0	21.43% 3	35.71% 5	42.86% 6	14	4.21
SH-1: Manage development risk on the eastern edge of the city within the High Fire Hazard Severity Zone	0.00% 0	0.00% 0	28.57% 4	35.71% 5	35.71% 5	14	4.07

Question #2: Please rate your level of agreement with the following ideas related to coastal erosion and flooding in Marina.

Proposed Policy Ideas	Strongly Disagree	Disagree	Neutral	Agree	Strongly Agree	Total Responses	Weighted Average
SH-6: Preserve the city's coastal dune landforms as a natural barrier	0.00% 0	0.00% 0	7.14% 1	7.14% 1	85.71% 12	14	4.79
SH-7: Identify nature-based solutions to protect against coastal erosion and flooding	0.00% 0	0.00% 0	7.14% 1	21.43% 3	71.43% 10	14	4.64
SH-8: Coordinate with County, State and Federal agencies to protect and manage coastal assets	0.00% 0	14.29% 2	0.00% 0	35.71% 5	50.00% 7	14	4.21

Marina General Plan Update

Proposed Policy Ideas	Strongly Disagree	Disagree	Neutral	Agree	Strongly Agree	Total Responses	Weighted Average
SH-5: Adopt and implement the Marina Local Coastal Program Coastal Hazards and Sea Level Rise Implementation Plan	0.00% 0	8.33% 1	41.67% 5	33.33% 4	16.67% 2	12	3.58

Question #3: Please rate your level of agreement with the following ideas related to seismic hazards in Marina.

Proposed Policy Ideas	Strongly Disagree	Disagree	Neutral	Agree	Strongly Agree	Total Responses	Weighted Average
SH-9: Continue to align the City's building code with the most up-to-date standards for seismic safety	0.00% 0	0.00% 0	7.14% 1	50.00% 7	42.86% 6	14	4.36
SH-10: Limit development in areas susceptible to landslide and earthquake induced liquefaction	0.00% 0	7.14% 1	0.00% 0	42.86% 6	50.00% 7	14	4.36
SH-12: Identify funding sources for low-interest seismic retrofit loans	7.14% 1	14.29% 2	0.00% 0	50.00% 7	28.57% 4	14	3.79
SH-11: Conduct a citywide seismic resiliency study	7.14% 1	21.43% 3	21.43% 3	21.43% 3	28.57% 4	14	3.43

Question #4: Please rate your level of agreement with the following ideas related to emergency preparedness in Marina.

Proposed Policy Ideas	Strongly Disagree	Disagree	Neutral	Agree	Strongly Agree	Total Responses	Weighted Average
SH-14: Establish redundant and resilient systems for emergency communication	0.00% 0	7.14% 1	21.43% 3	35.71% 5	35.71% 5	14	4.00
SH-16: Plan evacuation routes	0.00% 0	7.14% 1	14.29% 2	50.00% 7	28.57% 4	14	4.00
SH-17: Identify populations at higher risk during disaster situations	0.00% 0	14.29% 2	7.14% 1	42.86% 6	35.71% 5	14	4.00
SH-15: Collaborate with CSUMB and nearby cities for joint regional emergency operations	7.14% 1	7.14% 1	7.14% 1	42.86% 6	35.71% 5	14	3.93

Proposed Policy Ideas	Strongly Disagree	Disagree	Neutral	Agree	Strongly Agree	Total Responses	Weighted Average
SH-13: Pursue funding to build a state-of-the-art fire and police facility and ensure there are enough facilities to meet growing demand	14.29% 2	7.14% 1	28.57% 4	21.43% 3	28.57% 4	14	3.43

Question #5: Please rate your level of agreement with the following ideas related to public safety in Marina.

Proposed Policy Ideas	Strongly Disagree	Disagree	Neutral	Agree	Strongly Agree	Total Responses	Weighted Average
SH-18: Continue to provide high-quality police and fire services	0.00% 0	0.00% 0	7.14% 1	42.86% 6	50.00% 7	14	4.43
SH-23: Ramp up enforcement of illegal mufflers and speeding	0.00% 0	7.14% 1	35.71% 5	21.43% 3	35.71% 5	14	3.86
SH-22: Implement the strategic use of police body and car cameras to enhance transparency and accountability	7.14% 1	0.00% 0	28.57% 4	35.71% 5	28.57% 4	14	3.79
SH-19: Seek opportunities to fund needed expansion of police and fire facilities	15.38% 2	7.69% 1	23.08% 3	38.46% 5	15.38% 2	13	3.31
SH-21: Seek opportunities for advanced technologies for police and fire	7.14% 1	14.29% 2	28.57% 4	50.00% 7	0.00% 0	14	3.21
SH-20: Identify a location for a new police station	14.29% 2	7.14% 1	50.00% 7	21.43% 3	7.14% 1	14	3.00

Question #6: Please rate your level of agreement with the following ideas related to hazardous materials in Marina.

Proposed Policy Ideas	Strongly Disagree	Disagree	Neutral	Agree	Strongly Agree	Total Responses	Weighted Average
SH-25: Continue to facilitate removal of contaminated Former Fort Ord buildings	7.14% 1	0.00% 0	14.29% 2	28.57% 4	50.00% 7	14	4.14
SH-26: Site hazardous materials appropriately and buffer from sensitive uses	0.00% 0	7.14% 1	21.43% 3	21.43% 3	50.00% 7	14	4.14
SH-24: Support ongoing efforts for superfund clean-up at Former Fort Ord properties	7.14% 1	0.00% 0	7.14% 1	50.00% 7	35.71% 5	14	4.07
SH-27: Coordinate with County public safety agencies	0.00% 0	7.14% 1	7.14% 1	57.14% 8	28.57% 4	14	4.07

Question #7: Please rate your level of agreement with the following ideas related to conservation and mitigation in Marina.

Proposed Policy Ideas	Strongly Disagree	Disagree	Neutral	Agree	Strongly Agree	Total Responses	Weighted Average
CC-5: Improve energy and water efficiency of new and existing public and private buildings	14.29% 2	0.00% 0	14.29% 2	64.29% 9	7.14% 1	14	3.50
CC-2: Reduce Greenhouse Gas (GHG) emissions	28.57% 4	14.29% 2	7.14% 1	35.71% 5	14.29% 2	14	2.93
CC-7: Explore the use of ZE vehicles and electric power tools by City departments	35.71% 5	0.00% 0	14.29% 2	42.86% 6	7.14% 1	14	2.86
CC-3: Inventory the City's GHG emissions	28.57% 4	14.29% 2	21.43% 3	21.43% 3	14.29% 2	14	2.79
CC-6: Support transition from gas to electric appliances	42.86% 6	0.00% 0	21.43% 3	21.43% 3	14.29% 2	14	2.64
CC-1: Aim for the state target of a carbon neutral community by 2045	42.86% 6	0.00% 0	21.43% 3	28.57% 4	7.14% 1	14	2.57
CC-4: Establish tracking mechanisms and organizational capacity	35.71% 5	7.14% 1	21.43% 3	35.71% 5	0.00% 0	14	2.57

Question #8: Please rate your level of agreement with the following ideas related to community resilience in Marina.

Proposed Policy Ideas	Strongly Disagree	Disagree	Neutral	Agree	Strongly Agree	Total Responses	Weighted Average
CC-10: Establish programs that help homeowners and renters adapt to climate change	46.15% 6	0.00% 0	0.00% 0	46.15% 6	7.69% 1	13	2.69
CC-9: Partner with community-based organizations to conduct outreach and education about climate change	42.86% 6	0.00% 0	14.29% 2	35.71% 5	7.14% 1	14	2.64
CC-8: Protect residents from impacts of climate change through resilience hubs	46.15% 6	0.00% 0	30.77% 4	15.38% 2	7.69% 1	13	2.38

Question #9: Please rate your level of agreement with the following ideas related to public facilities in Marina.

Proposed Policy Ideas	Strongly Disagree	Disagree	Neutral	Agree	Strongly Agree	Total Responses	Weighted Average
CC-11: Increase energy efficiency of City facilities	0.00% 0	7.14% 1	7.14% 1	64.29% 9	21.43% 3	14	4.00
CC-13: Incentivize construction and demolition waste reduction	14.29% 2	14.29% 2	7.14% 1	50.00% 7	14.29% 2	14	3.36
CC-12: Reduce food waste through programming	14.29% 2	14.29% 2	14.29% 2	50.00% 7	7.14% 1	14	3.21
CC-15: Consider sustainable purchasing policies	21.43% 3	0.00% 0	14.29% 2	57.14% 8	7.14% 1	14	3.29
CC-14: Pursue zero-emission vehicle fleet and off-road equipment	28.57% 4	7.14% 1	42.86% 6	7.14% 1	14.29% 2	14	2.71

Question #10: Please rate your level of agreement with the following ideas related to outreach and education in Marina.

Proposed Policy Ideas	Strongly Disagree	Disagree	Neutral	Agree	Strongly Agree	Total Responses	Weighted Average
CC-17: Engage in multilingual educational campaigns	21.43% 3	0.00% 0	28.57% 4	35.71% 5	14.29% 2	14	3.21
CC-19: Support partnerships that foster a green workforce	28.57% 4	7.14% 1	7.14% 1	50.00% 7	7.14% 1	14	3.00
CC-18: Pursue partnerships in regional efforts	28.57% 4	0.00% 0	21.43% 3	50.00% 7	0.00% 0	14	2.93
CC-16: Create a climate information hub on the City website	35.71% 5	0.00% 0	35.71% 5	21.43% 3	7.14% 1	14	2.64

Additional Comments

13 respondents provided additional, open-ended comments. Major themes are summarized below.

- Public Safety:** Several respondents suggested ideas to support equitable expansion of public safety services across Marina, including a fee on developers to support fire and police station and ensuring that public safety services are not focused on newly developed areas of Marina. One respondent suggested that Marina Fire partner with Monterey Fire to expand CERT teams into Marina and that Marina Police prioritize expansion of mental health responding (CAHOOTS model).
- Climate Change:** Respondents provided varied reactions to climate change policy ideas. Several respondents dismissed the importance of climate policies and funding, while other respondents wanted to ensure that Marina’s most vulnerable population has help adapting to climate change. One respondent recommended taking advantage of Prop 4 funding for improving climate resilience.

Survey 3G: Public Utilities, Infrastructure, and Water Policy Ideas

The seventh survey presented policy ideas related to habitat and species, groundwater, air quality, cultural and tribal resources, and scenic resources in Marina. Each question asked respondents to rate their level of agreement with each policy (strongly agree, agree, neutral, disagree, strongly disagree). Below are the total of responses along with the weighted average for each topic. The higher the number, the more residents agreed with the policy idea. Please note that not everyone rated each policy.

The most popular policies were related to adequate energy supply in existing and developing areas, stormwater management, funding for infrastructure maintenance, and water supply maintenance. Less popular policies were related to surveillance technology, a Wireless Ordinance, and public WiFi.

Question #1: Please rate your level of agreement with the following ideas related to infrastructure maintenance in Marina.

Proposed Policy Ideas	Strongly Disagree	Disagree	Neutral	Agree	Strongly Agree	Total Responses	Weighted Average
UI-1: Encourage revenue-producing development to support City services/maintenance	0.00% 0	0.00% 0	10.00% 1	40.00% 4	50.00% 5	10	4.40
UI-2: Prioritize capital improvement projects to maximize utility of available funding	0.00% 0	0.00% 0	0.00% 0	66.67% 6	33.33% 3	9	4.33
UI-3: Pursue grant funding opportunities for multi-benefit projects	0.00% 0	0.00% 0	10.00% 1	50.00% 5	40.00% 4	10	4.30

Question #2: Please rate your level of agreement with the following ideas related to waste and recycling in Marina.

Proposed Policy Ideas	Strongly Disagree	Disagree	Neutral	Agree	Strongly Agree	Total Responses	Weighted Average
UI-5: Work with ReGen to minimize nuisance and pollution from the Regional Treatment Plant and Monterey Peninsula Landfill	0.00% 0	0.00% 0	20.00% 2	60.00% 6	20.00% 2	10	4.00
UI-4: Divert waste away from the landfill to the maximum extent possible	0.00% 0	10.00% 1	20.00% 2	50.00% 5	20.00% 2	10	3.80
UI-7: Consider rebates, tax credits, or expedited permit processing for projects that	0.00% 0	10.00% 1	40.00% 4	50.00% 5	0.00% 0	10	3.40

Marina General Plan Update

Proposed Policy Ideas	Strongly Disagree	Disagree	Neutral	Agree	Strongly Agree	Total Responses	Weighted Average
incorporate waste reduction strategies							
UI-6: Continue to provide organic waste collection through GreenWaste	20.00% 2	10.00% 1	20.00% 2	30.00% 3	20.00% 2	10	3.20

Question #3: Please rate your level of agreement with the following ideas related to electric and natural gas in Marina.

Proposed Policy Ideas	Strongly Disagree	Disagree	Neutral	Agree	Strongly Agree	Total Responses	Weighted Average
UI-8: Ensure that adequate natural gas is available for existing areas and adequate electricity for developing areas	0.00% 0	0.00% 0	10.00% 1	30.00% 3	60.00% 6	10	4.50
UI-9: Coordinate with PG&E in the siting and design of gas and electric facilities to minimize environmental, aesthetic, and safety impacts	0.00% 0	0.00% 0	10.00% 1	50.00% 5	40.00% 4	10	4.30
UI-10: Support PG&E's efforts to increase reliability and resiliency of the electrical grid	0.00% 0	10.00% 1	10.00% 1	20.00% 2	60.00% 6	10	4.30
UI-11: Facilitate electrical undergrounding on Reservation Road	10.00% 1	0.00% 0	0.00% 0	60.00% 6	30.00% 3	10	4.00
UI-13: Support alternative forms of energy such as solar and wind, especially with regard to public buildings and facilities	10.00% 1	10.00% 1	10.00% 1	30.00% 3	40.00% 4	10	3.80
UI-12: Facilitate the implementation of 3CE programs for gradual electrification	0.00% 0	10.00% 1	30.00% 3	60.00% 6	0.00% 0	10	3.50

Question #4: Please rate your level of agreement with the following ideas related to water supply in Marina.

Proposed Policy Ideas	Strongly Disagree	Disagree	Neutral	Agree	Strongly Agree	Total Responses	Weighted Average
UI-14: Coordinate with Marina Coast Water District (MCWD) to ensure that Marina’s water supply aligns with future needs	0.00% 0	0.00% 0	10.00% 1	50.00% 5	40.00% 4	10	4.30
UI-20: Implement drought tolerant landscaping at City facilities and parks	0.00% 0	10.00% 1	10.00% 1	30.00% 3	50.00% 5	10	4.20
UI-16: Support the implementation of MCWD’s Groundwater Sustainability Plan	0.00% 0	0.00% 0	10.00% 1	70.00% 7	20.00% 2	10	4.10
UI-19: Promote rebates for water saving fixtures and native/drought tolerant landscaping	0.00% 0	10.00% 1	20.00% 2	50.00% 5	20.00% 2	10	3.80
UI-17: Support recycled water delivery from Monterey One Water[SC1] for irrigation and potable water	10.00% 1	0.00% 0	20.00% 2	50.00% 5	20.00% 2	10	3.70
UI-18: Implement water conservation measures, especially in times of drought	0.00% 0	10.00% 1	30.00% 3	50.00% 5	10.00% 1	10	3.60
UI-21: Explore other new technologies to collect water, such as fog collection	10.00% 1	10.00% 1	10.00% 1	50.00% 5	20.00% 2	10	3.60
UI-15: Work with MCWD to reallocate water supply from underutilized districts to Fort Ord	0.00% 0	20.00% 2	30.00% 3	40.00% 4	10.00% 1	10	3.40

Question #5: Please rate your level of agreement with the following ideas related to telecommunications in Marina.

Proposed Policy Ideas	Strongly Disagree	Disagree	Neutral	Agree	Strongly Agree	Total Responses	Weighted Average
UI-22: Expand broadband and fiber optic throughout Marina to ensure high-speed internet access for all	10.00% 1	0.00% 0	0.00% 0	60.00% 6	30.00% 3	10	4.00
UI-24: Seek funding for the installation of public Wi-Fi access points throughout the	20.00% 2	0.00% 0	50.00% 5	10.00% 1	20.00% 2	10	3.10

Marina General Plan Update

Proposed Policy Ideas	Strongly Disagree	Disagree	Neutral	Agree	Strongly Agree	Total Responses	Weighted Average
city, including in public parking lots							
UI-23: Prepare a Wireless Ordinance to streamline deployment of wireless facilities	11.11% 1	11.11% 1	55.56% 5	22.22% 2	0.00% 0	9	2.89
UI-25: Invest in CCTV surveillance trailers and other advanced surveillance technologies to ensure real-time monitoring and rapid response to incidents	44.44% 4	11.11% 1	22.22% 2	11.11% 1	11.11% 1	9	2.33

Question #6: Please rate your level of agreement with the following ideas related to stormwater in Marina.

Proposed Policy Ideas	Strongly Disagree	Disagree	Neutral	Agree	Strongly Agree	Total Responses	Weighted Average
UI-28: Management to eliminate illegal discharges and protect local waterbodies	0.00% 0	0.00% 0	10.00% 1	40.00% 4	50.00% 5	10	4.40
UI-31: Encourage the use of stormwater harvesting systems	0.00% 0	0.00% 0	20.00% 2	50.00% 5	30.00% 3	10	4.10
UI-32: Explore the feasibility of converting stormwater retention basins to public parks	0.00% 0	10.00% 1	20.00% 2	40.00% 4	30.00% 3	10	3.90
UI-26: Require the latest best management practices for on-site stormwater retention, treatment, and infiltration	0.00% 0	0.00% 0	30.00% 3	50.00% 5	20.00% 2	10	3.90
UI-27: Require compliance with Urban Stormwater Quality	0.00% 0	0.00% 0	20.00% 2	70.00% 7	10.00% 1	10	3.90
UI-29: Encourage “green infrastructure” design and Low Impact	0.00% 0	10.00% 1	10.00% 1	60.00% 6	20.00% 2	10	3.90
UI-30: Development (LID) techniques	0.00% 0	0.00% 0	55.56% 5	33.33% 3	11.11% 1	9	3.56

Additional Comments

Six (6) respondents provided additional, open-ended comments. Major themes are summarized below.

- **Internet:** One respondent emphasized improving access to high-speed internet.
- **Water:** Several respondents addressed concerns over water quality, preserving groundwater, and conserving water. One respondent suggested helping low-income households pay for water saving improvements by requiring large commercial and big box stores to offset costs.
- **Electric:** One respondent emphasized ensuring electrical reliability from PG&E.

Survey 3H: Environmental Justice Policy Ideas

The final survey presented policy ideas related to pollution burden, land use, healthy food access, physical activity, civic engagement and partnerships, safe and sanitary housing, and economic equity in Marina. Each question asked respondents to rate their level of agreement with each policy (strongly agree, agree, neutral, disagree, strongly disagree). Below are the total responses along with the weighted average for each topic. The higher the number, the more residents agreed with the policy idea. Please note that not everyone rated each policy.

The most popular policies were related to government transparency, pedestrian and bicycle access to grocery stores, sidewalk improvement, and local farmer’s markets. Less popular policies were related to new affordable housing to mitigate housing costs, enforcing a quota on liquor stores, and restrictions on smoking in multifamily housing.

Question #1: Please rate your level of agreement with the following ideas related to pollution burden in Marina.

Proposed Policy Ideas	Strongly Disagree	Disagree	Neutral	Agree	Strongly Agree	Total Responses	Weighted Average
EJ-2: Reduce/remediate legacy pollution on former Fort Ord lands	6.25% 1	0.00% 0	18.75% 3	31.25% 5	43.75% 7	16	4.06
EJ-4: Work with the County Agriculture Commission to promote sustainable farming practices to reduce pesticide use	12.50% 2	0.00% 0	6.25% 1	37.50% 6	43.75% 7	16	4.00
EJ-5: Take steps to avoid adverse impacts of airport operations on Marina residents as the airport expands	6.25% 1	6.25% 1	12.50% 2	37.50% 6	37.50% 6	16	3.94
EJ-1: Reduce impacts of the pending CalAm desalination plant, regional wastewater treatment plant, and regional landfill on the community	12.50% 2	6.25% 1	12.50% 2	25.00% 4	43.75% 7	16	3.81
EJ-3: Reduce impacts of pollution from Highway 101 and other roadways	6.25% 1	12.50% 2	18.75% 3	37.50% 6	25.00% 4	16	3.63

Question #2: Please rate your level of agreement with the following ideas related to land use in Marina.

Proposed Policy Ideas	Strongly Disagree	Disagree	Neutral	Agree	Strongly Agree	Total Responses	Weighted Average
EJ-7: Promote a balance between job opportunities and housing by growing livable job opportunities in town	6.25% 1	0.00% 0	25.00% 4	56.25% 9	12.50% 2	16	3.69
EJ-6: Attract new healthcare facilities, medical providers, and community health centers	0.00% 0	12.50% 2	31.25% 5	43.75% 7	12.50% 2	16	3.56
EJ-8: Establish libraries as resource centers	12.50% 2	6.25% 1	18.75% 3	43.75% 7	18.75% 3	16	3.50
EJ-9: Expand access to high-quality, affordable childcare	6.25% 1	12.50% 2	25.00% 4	43.75% 7	12.50% 2	16	3.44
EJ-10: Encourage housing options for disabled populations	6.25% 1	18.75% 3	18.75% 3	43.75% 7	12.50% 2	16	3.38

Question #3: Please rate your level of agreement with the following ideas related to healthy food access in Marina.

Proposed Policy Ideas	Strongly Disagree	Disagree	Neutral	Agree	Strongly Agree	Total Responses	Weighted Average
EJ-12: Support and expand local farmers' markets	0.00% 0	6.25% 1	6.25% 1	56.25% 9	31.25% 5	16	4.13
EJ-11: Encourage groceries/food retail stores to locate in Marina	0.00% 0	6.25% 1	18.75% 3	68.75% 11	6.25% 1	16	3.75
EJ-13: Discourage new traditional fast food drive-thru establishments and promote healthier eating options throughout the city, including fast casual or "healthy fast food"	18.75% 3	6.25% 1	12.50% 2	31.25% 5	31.25% 5	16	3.50
EJ-15: Limit new smoke shops/vape stores by making them conditionally permitted uses	6.25% 1	18.75% 3	18.75% 3	31.25% 5	25.00% 4	16	3.50
EJ-14: Discourage new liquor stores by enforcing the existing geographic quota (a maximum per square mile)	18.75% 3	12.50% 2	12.50% 2	37.50% 6	18.75% 3	16	3.25

Question #4: Please rate your level of agreement with the following ideas related to physical activity in Marina.

Proposed Policy Ideas	Strongly Disagree	Disagree	Neutral	Agree	Strongly Agree	Total Responses	Weighted Average
EJ-19: Improve walk and bike access to schools, parks, and food stores	0.00% 0	0.00% 0	0.00% 0	50.00% 8	50.00% 8	16	4.50
EJ-18: Improve sidewalks, especially on major commercial and residential corridors	0.00% 0	0.00% 0	6.25% 1	43.75% 7	50.00% 8	16	4.44
EJ-16: Increase the number and diversity of parks and open space, especially for disadvantaged communities	6.25% 1	12.50% 2	6.25% 1	56.25% 9	18.75% 3	16	3.69
EJ-17: Create recreational programming that reflects the diversity of Marina residents	6.25% 1	18.75% 3	6.25% 1	43.75% 7	25.00% 4	16	3.63

Question #5: Please rate your level of agreement with the following ideas related to civic engagement and partnerships in Marina.

Proposed Policy Ideas	Strongly Disagree	Disagree	Neutral	Agree	Strongly Agree	Total Responses	Weighted Average
EJ-21: Ensure transparency in government decision-making	0.00% 0	0.00% 0	0.00% 0	33.33% 5	66.67% 10	15	4.67
EJ-22: Expand/strengthen regional leadership and partnerships	6.67% 1	0.00% 0	33.33% 5	33.33% 5	26.67% 4	15	3.73
EJ-20: Promote cultural and appropriate civic engagement	20.00% 3	13.33% 2	13.33% 2	33.33% 5	20.00% 3	15	3.20

Question #6: Please rate your level of agreement with the following ideas related to safe and sanitary housing in Marina.

Proposed Policy Ideas	Strongly Disagree	Disagree	Neutral	Agree	Strongly Agree	Total Responses	Weighted Average
EJ-24: Promote aging in place, especially for seniors and veterans	0.00% 0	6.25% 1	25.00% 4	43.75% 7	25.00% 4	16	3.88
EJ-26: Support multi-generational housing	6.25% 1	6.25% 1	25.00% 4	43.75% 7	18.75% 3	16	3.63
EJ-25: Encourage multi-income housing with different unit sizes and types in single developments	18.75% 3	18.75% 3	0.00% 0	43.75% 7	18.75% 3	16	3.25
EJ-27: Consider restrictions on smoking in multifamily housing	18.75% 3	12.50% 2	25.00% 4	18.75% 3	25.00% 4	16	3.19
EJ-23: Mitigate high housing costs by building new affordable and low-cost housing	25.00% 4	18.75% 3	12.50% 2	18.75% 3	25.00% 4	16	3.00

Question #7: Please rate your level of agreement with the following ideas related to economic equity in Marina.

Proposed Policy Ideas	Strongly Disagree	Disagree	Neutral	Agree	Strongly Agree	Total Responses	Weighted Average
EJ-30: Support partnerships between CSUMB, MPC, local high schools, and regional employers	6.25% 1	6.25% 1	0.00% 0	56.25% 9	31.25% 5	16	4.00
EJ-29: Support job training and education programs, especially for youth	6.25% 1	0.00% 0	12.50% 2	62.50% 10	18.75% 3	16	3.88
EJ-28: Expand job opportunities in Marina that match the educational levels and skills of local residents	6.25% 1	6.25% 1	25.00% 4	43.75% 7	18.75% 3	16	3.63

Additional Comments

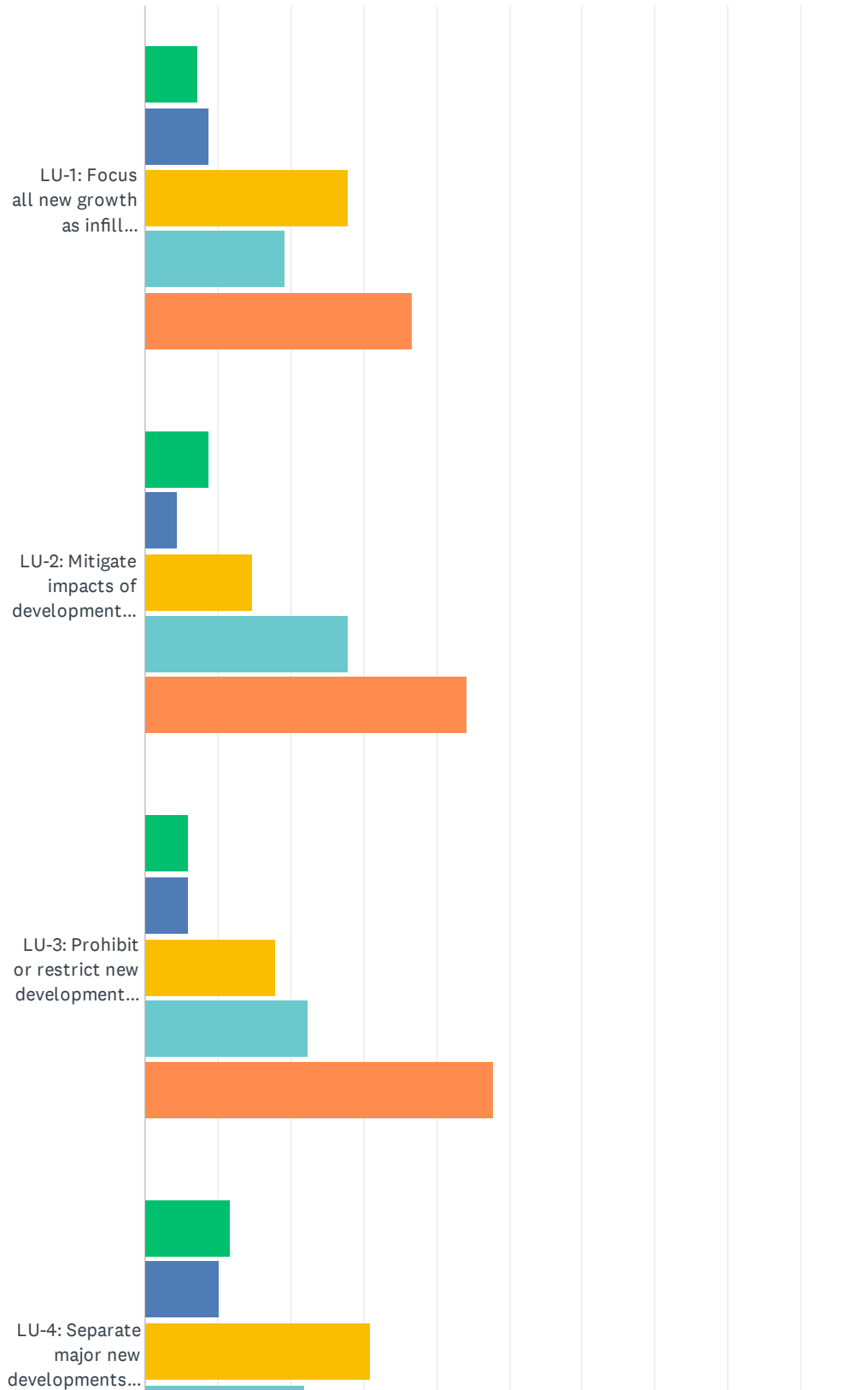
Seven (7) respondents provided additional, open-ended comments. Major themes are summarized below.

- **Affordable Housing:** Several respondents addressed the need for additional affordable housing and improvements to existing affordable and low-income housing. Respondents emphasized that Marina has more existing options for affordable and low-income housing compared to cities in the Peninsula region. However, there are opportunities to improve the safety of those living in “old Marina” and lower income neighborhoods, and to create more cohesion between these neighborhoods and new development.
- **Funding and Financial Support:** Several respondents suggested providing financial support for families to improve existing low-income and affordable housing, such as City funded loans and grants.

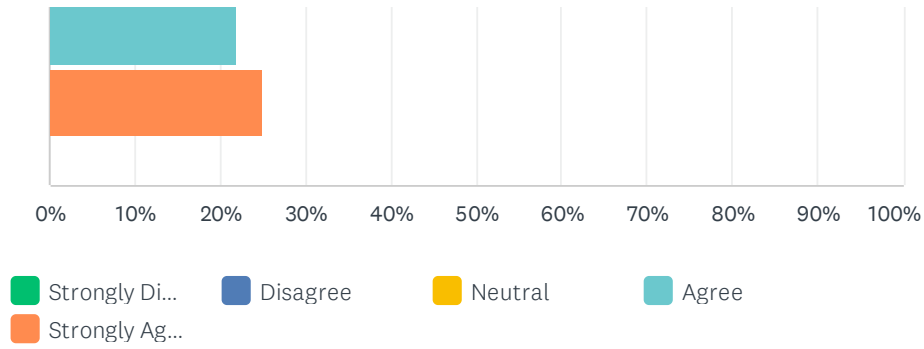
Attachment A: Raw Survey Results

Q1 Please rate your level of agreement with the following ideas related to focused and balanced growth in Marina.

Answered: 69 Skipped: 0



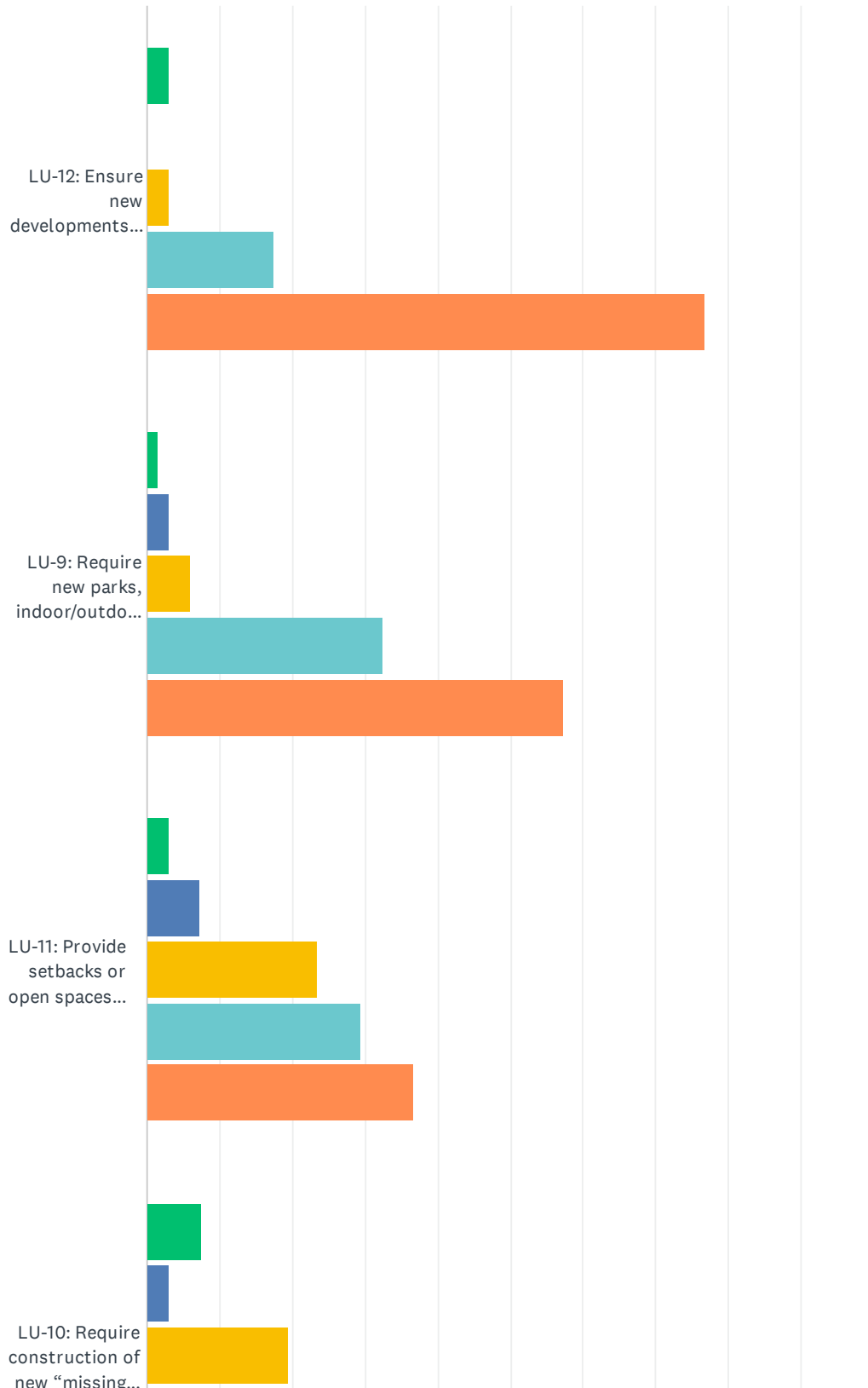
Marina GPU Survey 3B: Land Use Policy Ideas



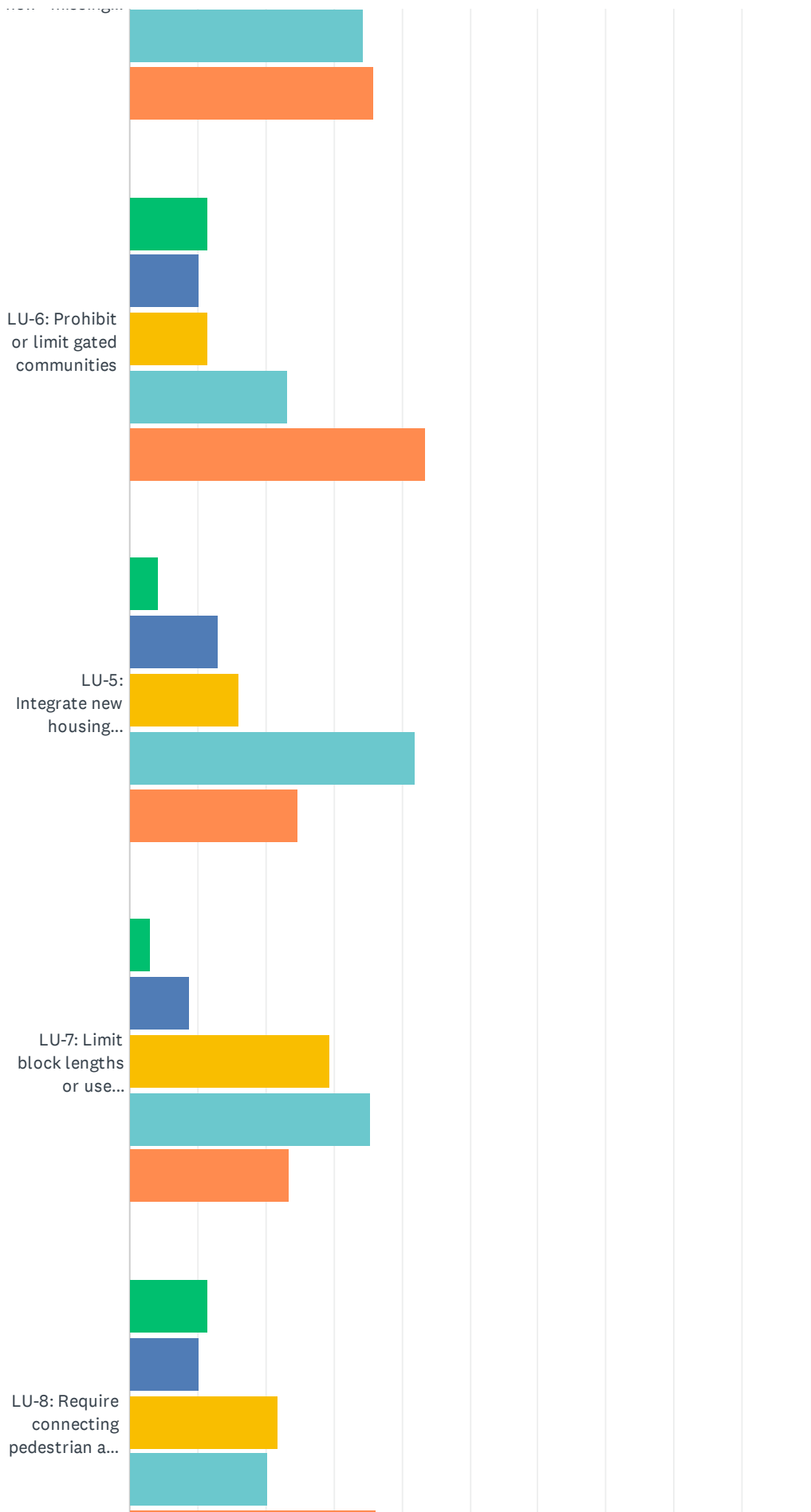
	STRONGLY DISAGREE	DISAGREE	NEUTRAL	AGREE	STRONGLY AGREE	TOTAL	WEIGHTED AVERAGE
LU-1: Focus all new growth as infill within the Urban Growth Boundary through 2040	7.35% 5	8.82% 6	27.94% 19	19.12% 13	36.76% 25	68	3.69
LU-2: Mitigate impacts of development within the UGB on biological resources, balancing growth with habitat conservation	8.82% 6	4.41% 3	14.71% 10	27.94% 19	44.12% 30	68	3.94
LU-3: Prohibit or restrict new development where natural conditions present a serious threat to life	5.97% 4	5.97% 4	17.91% 12	22.39% 15	47.76% 32	67	4.00
LU-4: Separate major new developments from existing neighborhoods with open space	11.76% 8	10.29% 7	30.88% 21	22.06% 15	25.00% 17	68	3.38

Q2 Please rate your level of agreement with the following ideas related to new neighborhoods in Marina.

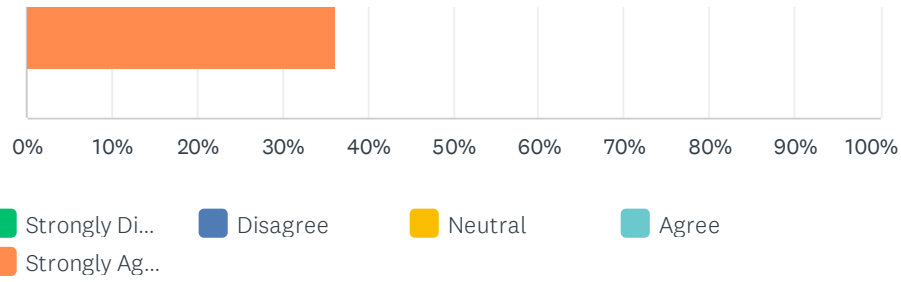
Answered: 69 Skipped: 0



Marina GPU Survey 3B: Land Use Policy Ideas



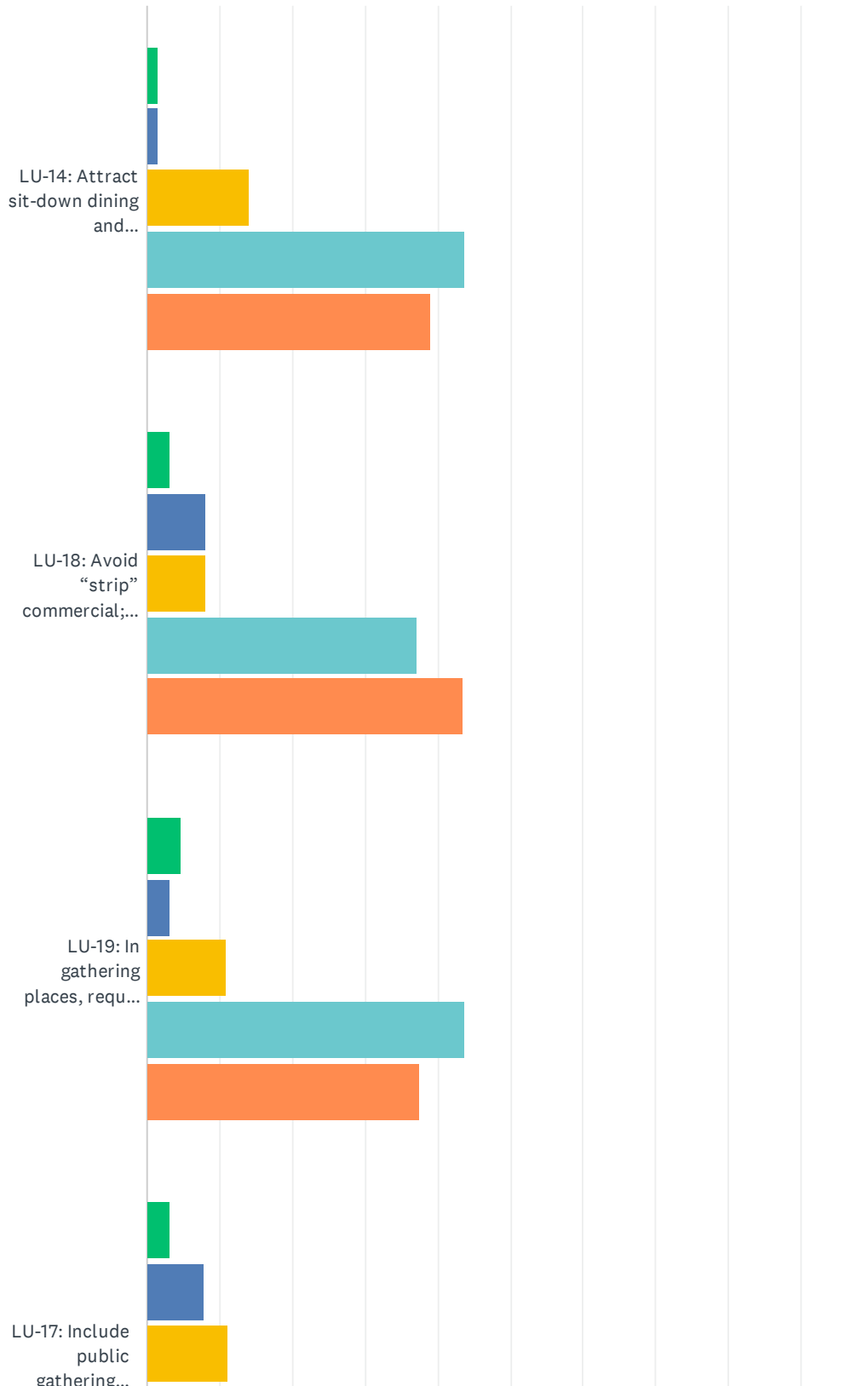
Marina GPU Survey 3B: Land Use Policy Ideas



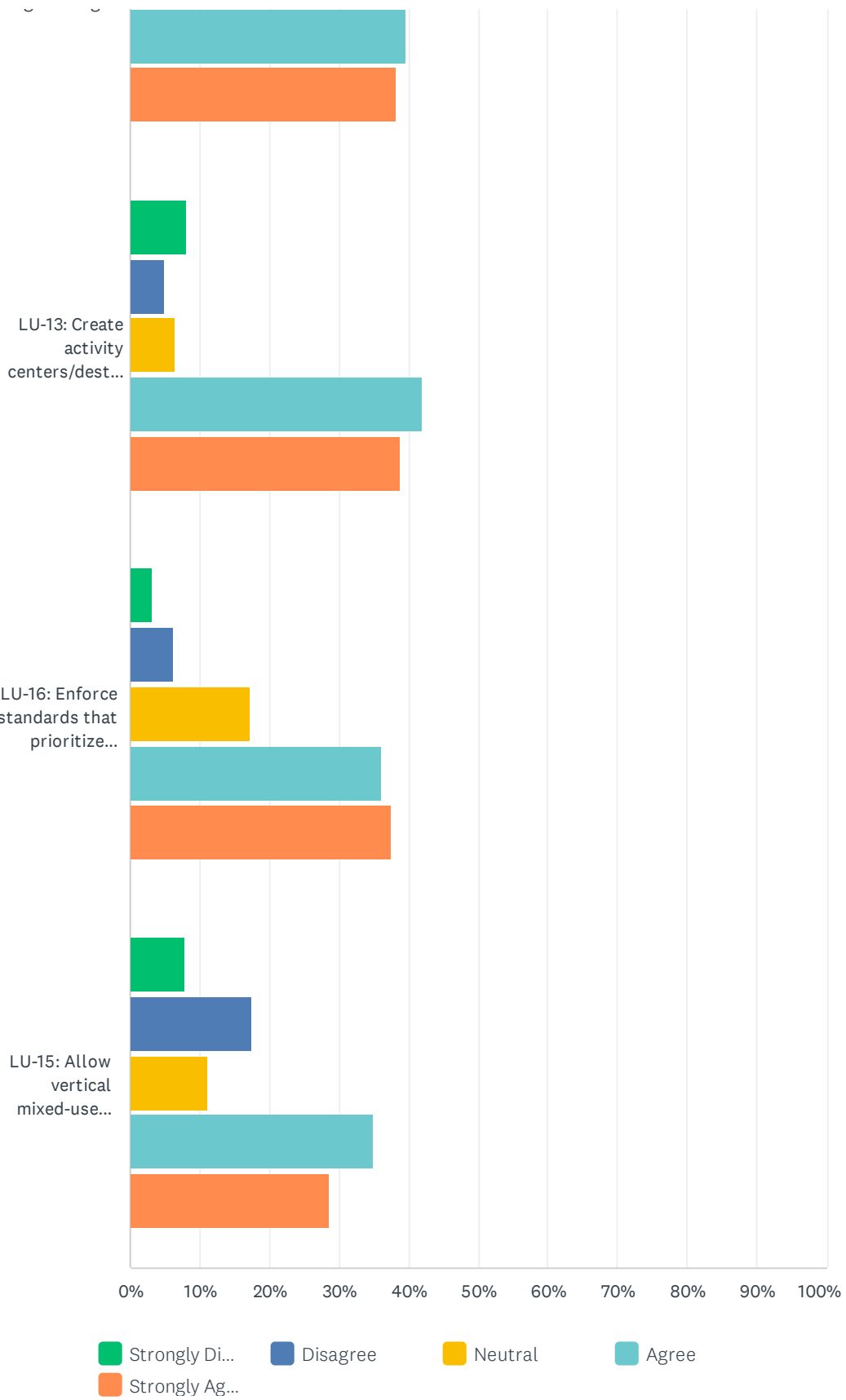
	STRONGLY DISAGREE	DISAGREE	NEUTRAL	AGREE	STRONGLY AGREE	TOTAL	WEIGHTED AVERAGE
LU-12: Ensure new developments pay their fair share of additional public service costs	2.90% 2	0.00% 0	2.90% 2	17.39% 12	76.81% 53	69	4.65
LU-9: Require new parks, indoor/outdoor recreation, open space, greenway, and/or FORTAG multiuse trails	1.47% 1	2.94% 2	5.88% 4	32.35% 22	57.35% 39	68	4.41
LU-11: Provide setbacks or open spaces between existing neighborhoods and new higher-density developments	2.94% 2	7.35% 5	23.53% 16	29.41% 20	36.76% 25	68	3.90
LU-10: Require construction of new "missing middle" housing	7.46% 5	2.99% 2	19.40% 13	34.33% 23	35.82% 24	67	3.88
LU-6: Prohibit or limit gated communities	11.59% 8	10.14% 7	11.59% 8	23.19% 16	43.48% 30	69	3.77
LU-5: Integrate new housing developments into the City	4.35% 3	13.04% 9	15.94% 11	42.03% 29	24.64% 17	69	3.70
LU-7: Limit block lengths or use mid-block alleys to break up long blocks	2.94% 2	8.82% 6	29.41% 20	35.29% 24	23.53% 16	68	3.68
LU-8: Require connecting pedestrian and bicyclist paths at all cul-de-sacs	11.59% 8	10.14% 7	21.74% 15	20.29% 14	36.23% 25	69	3.59

Q3 Please rate your level of agreement with the following ideas related to community gathering places in Marina.

Answered: 64 Skipped: 5



Marina GPU Survey 3B: Land Use Policy Ideas

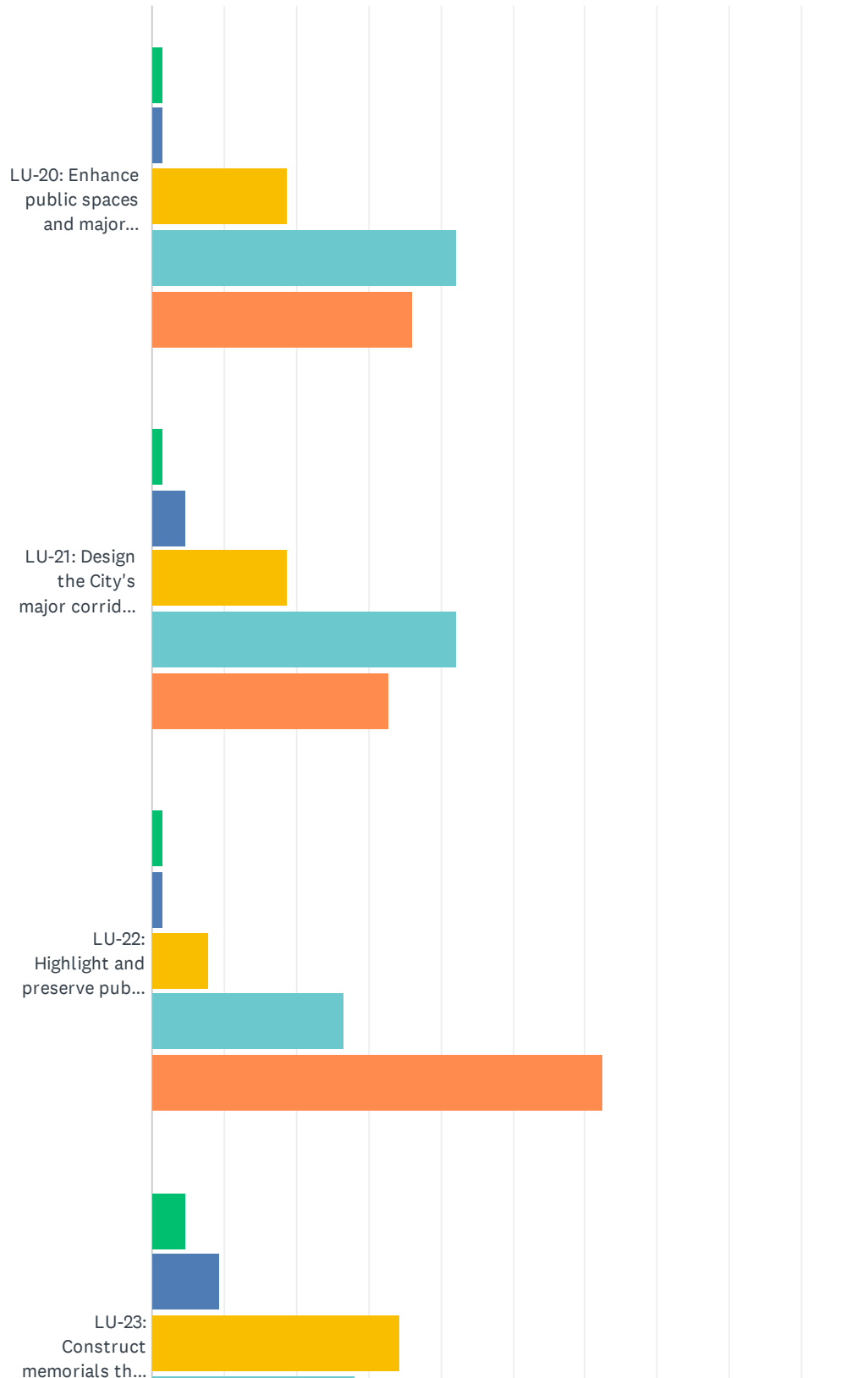


Marina GPU Survey 3B: Land Use Policy Ideas

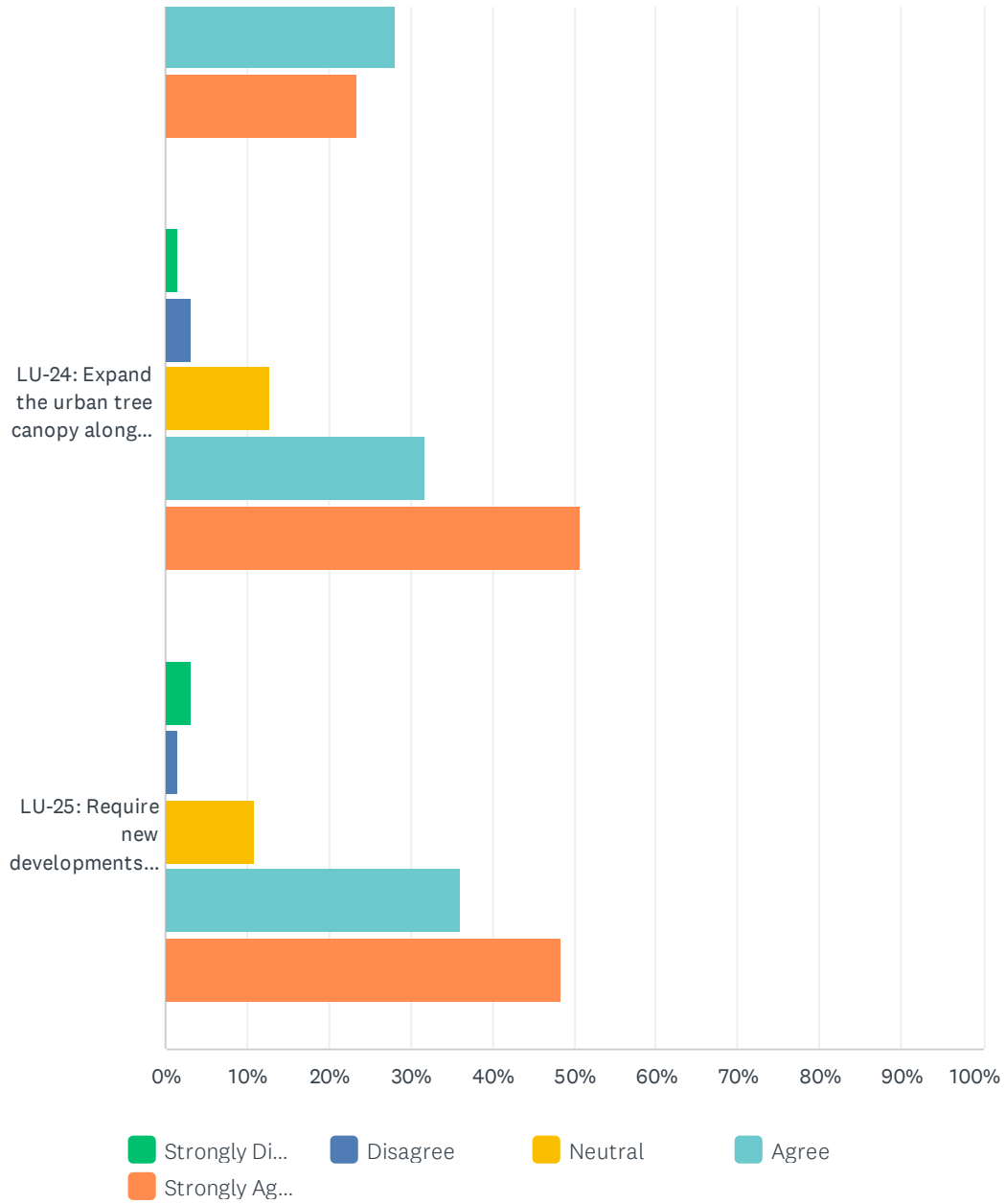
	STRONGLY DISAGREE	DISAGREE	NEUTRAL	AGREE	STRONGLY AGREE	TOTAL	WEIGHTED AVERAGE
LU-14: Attract sit-down dining and entertainment uses	1.56% 1	1.56% 1	14.06% 9	43.75% 28	39.06% 25	64	4.17
LU-18: Avoid "strip" commercial; promote "park once" design where multiple activities can be accessed without driving	3.23% 2	8.06% 5	8.06% 5	37.10% 23	43.55% 27	62	4.10
LU-19: In gathering places, require pedestrians to be prioritized in site design	4.69% 3	3.13% 2	10.94% 7	43.75% 28	37.50% 24	64	4.06
LU-17: Include public gathering places, civic services, active & passive recreation as part of the City's Civic Center	3.17% 2	7.94% 5	11.11% 7	39.68% 25	38.10% 24	63	4.02
LU-13: Create activity centers/destinations at the following locations:- a destination district in Downtown or a destination street off of Reservation Road,- a future Arts & Civic Village in University Village,- the retail and restaurant "Promenade" within University Village,- a future public and civic gathering place in the heart of Cypress Knolls,- the Civic Center (expanded at its current location),- the future Dunes City Park & Sports/Aquatic Center,- the Marina Equestrian Center,- a future ballfield/sports complex within Preston Park.	8.06% 5	4.84% 3	6.45% 4	41.94% 26	38.71% 24	62	3.98
LU-16: Enforce standards that prioritize pedestrians for retail and active uses in gathering places	3.13% 2	6.25% 4	17.19% 11	35.94% 23	37.50% 24	64	3.98
LU-15: Allow vertical mixed-use buildings in multiple land use designations	7.94% 5	17.46% 11	11.11% 7	34.92% 22	28.57% 18	63	3.59

Q4 Please rate your level of agreement with the following ideas related to an attractive public realm in Marina.

Answered: 64 Skipped: 5



Marina GPU Survey 3B: Land Use Policy Ideas

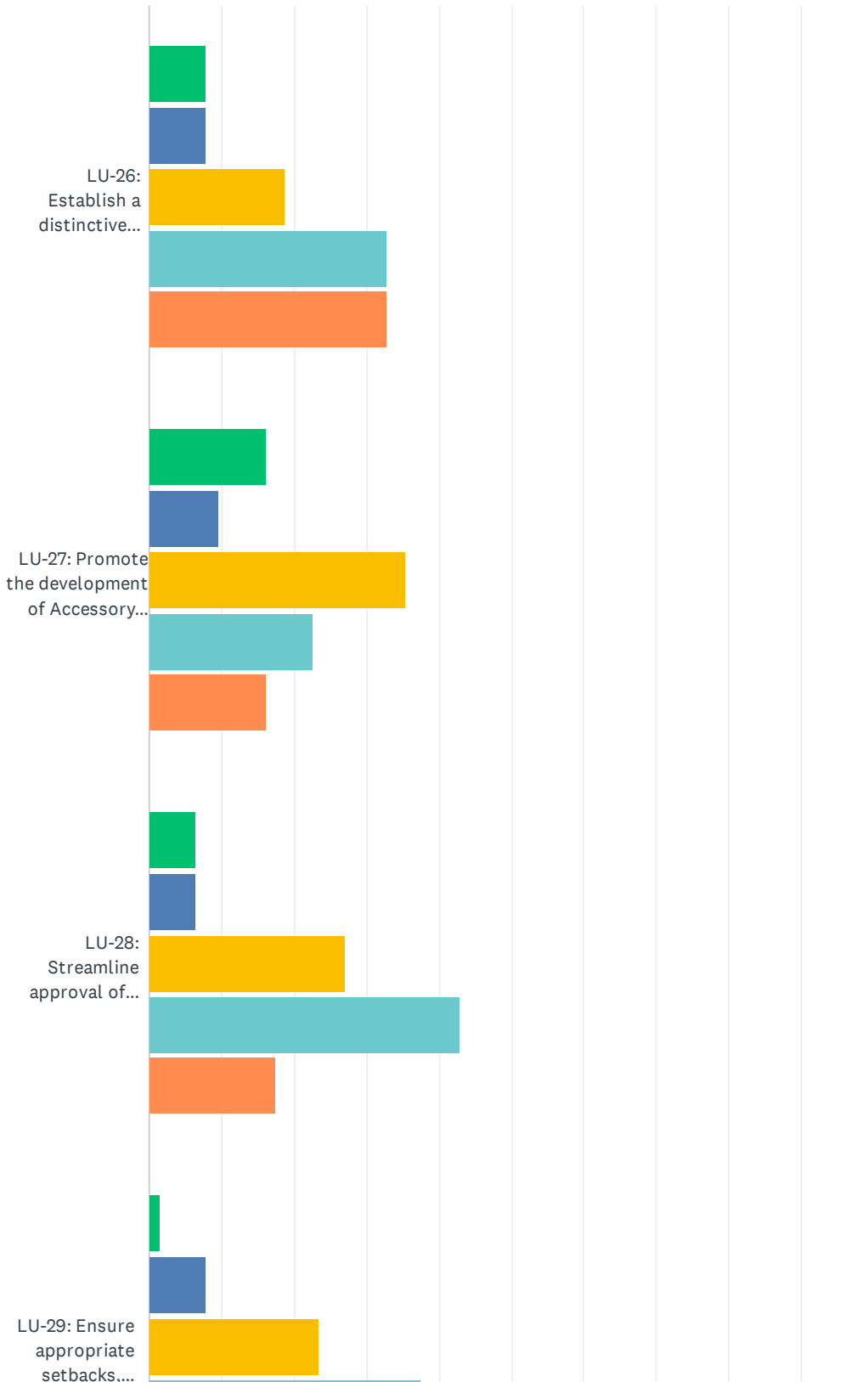


Marina GPU Survey 3B: Land Use Policy Ideas

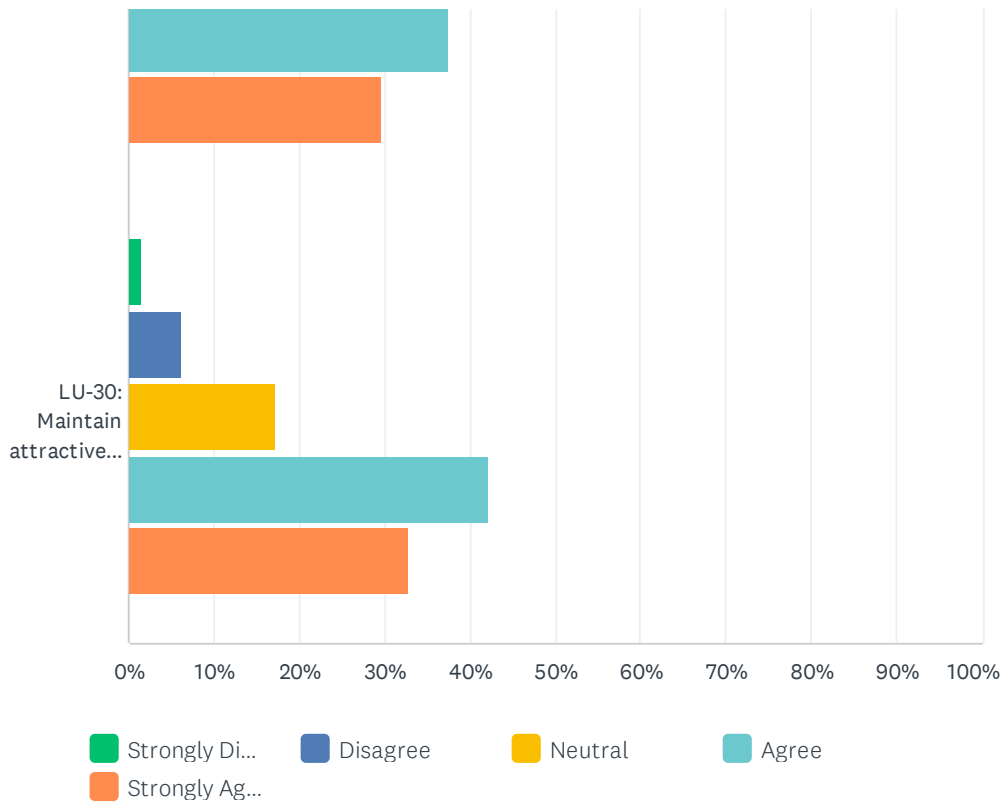
	STRONGLY DISAGREE	DISAGREE	NEUTRAL	AGREE	STRONGLY AGREE	TOTAL	WEIGHTED AVERAGE
LU-20: Enhance public spaces and major streets throughout Marina through branding, public landscaping, and façade revitalization	1.56% 1	1.56% 1	18.75% 12	42.19% 27	35.94% 23	64	4.09
LU-21: Design the City's major corridors with a consistent streetscape appearance and prioritize the public realm improvements, mobility enhancements, and pedestrian amenities on these same corridors	1.56% 1	4.69% 3	18.75% 12	42.19% 27	32.81% 21	64	4.00
LU-22: Highlight and preserve public views of the coastline	1.56% 1	1.56% 1	7.81% 5	26.56% 17	62.50% 40	64	4.47
LU-23: Construct memorials that pay homage to the Military past	4.69% 3	9.38% 6	34.38% 22	28.13% 18	23.44% 15	64	3.56
LU-24: Expand the urban tree canopy along major corridors and in public gathering places	1.59% 1	3.17% 2	12.70% 8	31.75% 20	50.79% 32	63	4.27
LU-25: Require new developments to follow walkable design practices	3.13% 2	1.56% 1	10.94% 7	35.94% 23	48.44% 31	64	4.25

Q5 Please rate your level of agreement with the following ideas related to existing neighborhoods in Marina.

Answered: 64 Skipped: 5



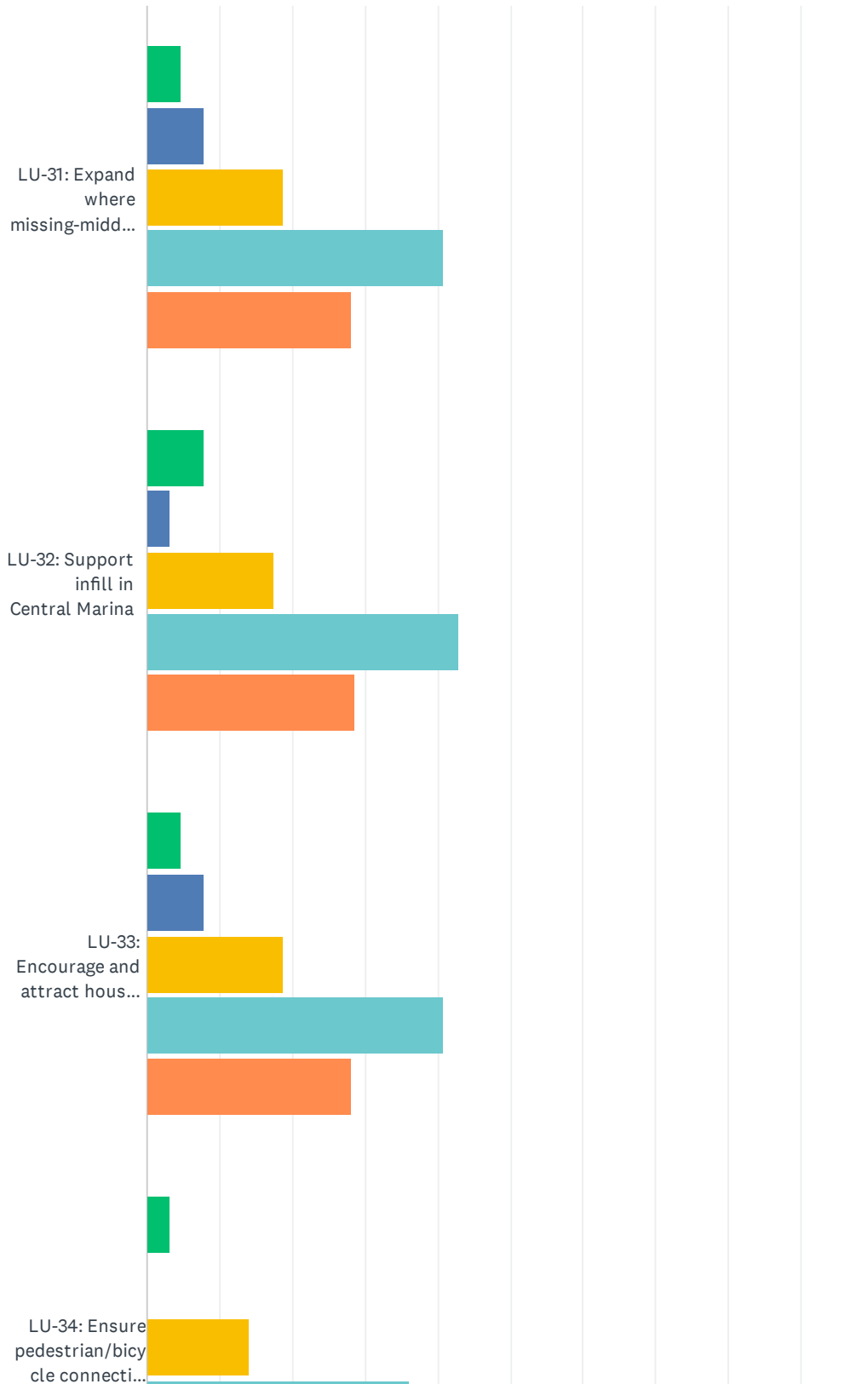
Marina GPU Survey 3B: Land Use Policy Ideas



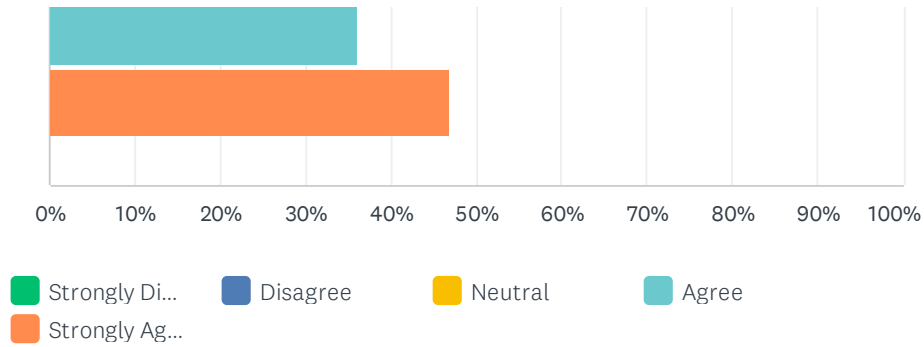
	STRONGLY DISAGREE	DISAGREE	NEUTRAL	AGREE	STRONGLY AGREE	TOTAL	WEIGHTED AVERAGE
LU-26: Establish a distinctive identity for each neighborhood in Central & North Marina by adding more traffic calming and widening or completing sidewalks, and by building more mini-parks	7.81% 5	7.81% 5	18.75% 12	32.81% 21	32.81% 21	64	3.75
LU-27: Promote the development of Accessory Dwelling Units (ADUs) by providing pre-approved ADU plans and by allowing ADUs to be sold separately from the primary residence	16.13% 10	9.68% 6	35.48% 22	22.58% 14	16.13% 10	62	3.13
LU-28: Streamline approval of “missing middle” infill that meets objective design standards	6.35% 4	6.35% 4	26.98% 17	42.86% 27	17.46% 11	63	3.59
LU-29: Ensure appropriate setbacks, landscaping, and transitions between single-family neighborhoods and high-density infill housing	1.56% 1	7.81% 5	23.44% 15	37.50% 24	29.69% 19	64	3.86
LU-30: Maintain attractive buffers between residential and non-residential uses	1.56% 1	6.25% 4	17.19% 11	42.19% 27	32.81% 21	64	3.98

Q6 Please rate your level of agreement with the following ideas related to high quality and affordable housing in Marina.

Answered: 64 Skipped: 5



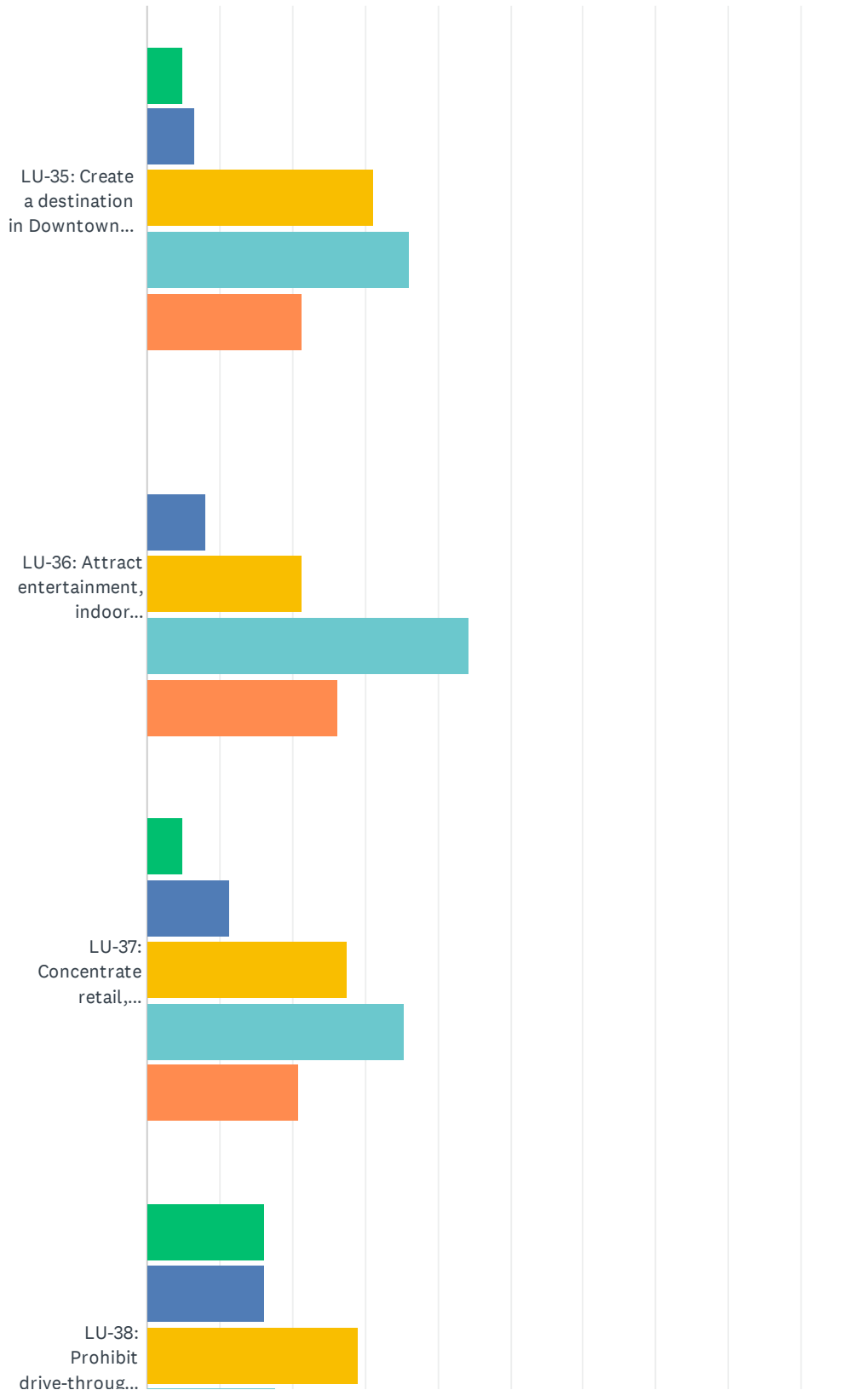
Marina GPU Survey 3B: Land Use Policy Ideas



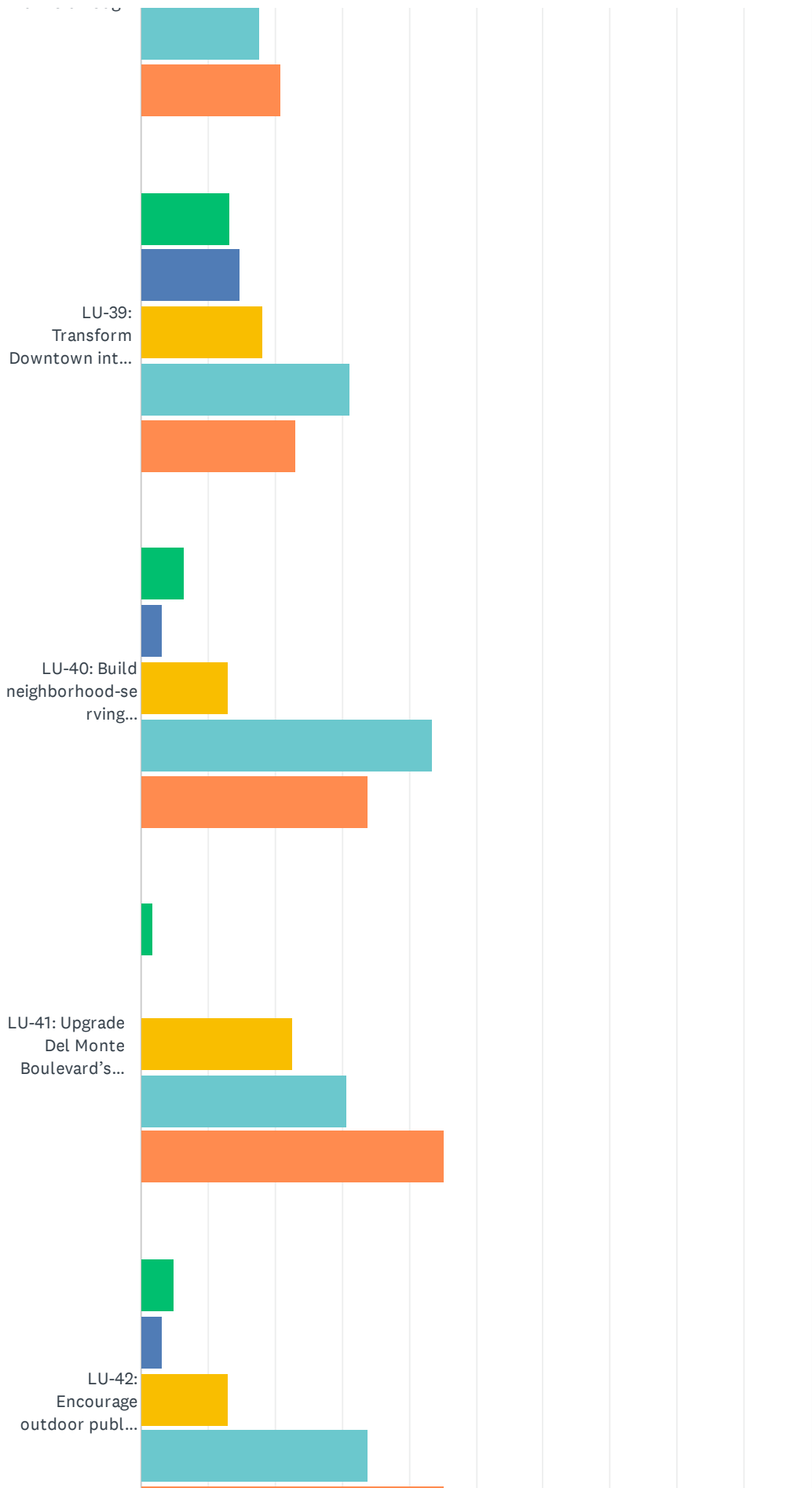
	STRONGLY DISAGREE	DISAGREE	NEUTRAL	AGREE	STRONGLY AGREE	TOTAL	WEIGHTED AVERAGE
LU-31: Expand where missing-middle housing can be built, especially as part of future development in Cypress Knolls, near 8th Street/Imjin Road area, and in Preston Park	4.69% 3	7.81% 5	18.75% 12	40.63% 26	28.13% 18	64	3.80
LU-32: Support infill in Central Marina	7.94% 5	3.17% 2	17.46% 11	42.86% 27	28.57% 18	63	3.81
LU-33: Encourage and attract housing geared towards veterans, seniors, and low income-households	4.69% 3	7.81% 5	18.75% 12	40.63% 26	28.13% 18	64	3.80
LU-34: Ensure pedestrian/bicycle connections to new and planned parks, open space, and trails	3.13% 2	0.00% 0	14.06% 9	35.94% 23	46.88% 30	64	4.23

Q7 Please rate your level of agreement with the following ideas related to a safe, walkable, thriving Downtown in Marina.

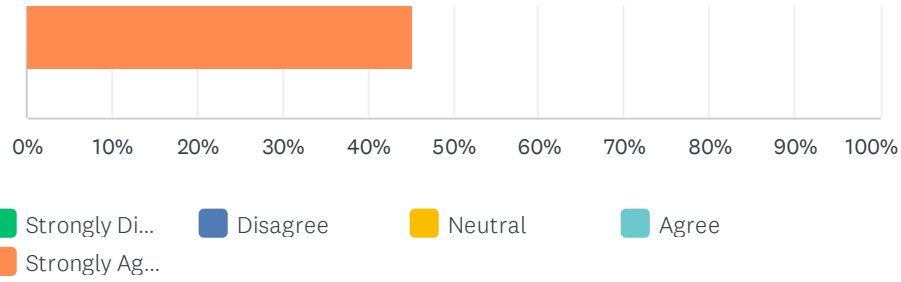
Answered: 62 Skipped: 7



Marina GPU Survey 3B: Land Use Policy Ideas



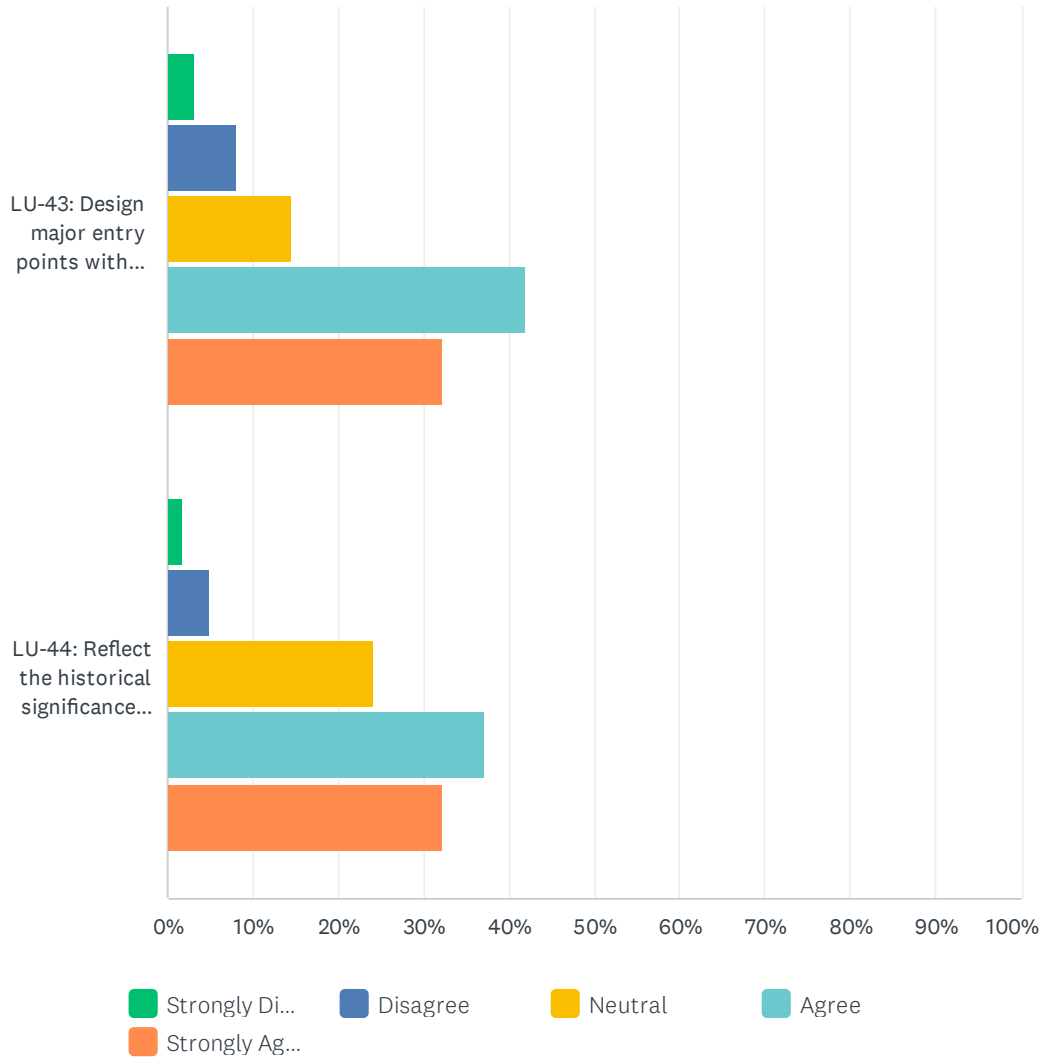
Marina GPU Survey 3B: Land Use Policy Ideas



	STRONGLY DISAGREE	DISAGREE	NEUTRAL	AGREE	STRONGLY AGREE	TOTAL	WEIGHTED AVERAGE
LU-35: Create a destination in Downtown through a catalytic project or ongoing programming	4.92% 3	6.56% 4	31.15% 19	36.07% 22	21.31% 13	61	3.62
LU-36: Attract entertainment, indoor recreation, live-work units, and additional retail uses	0.00% 0	8.20% 5	21.31% 13	44.26% 27	26.23% 16	61	3.89
LU-37: Concentrate retail, personal service, and business service uses along Del Monte and Reservation Road	4.84% 3	11.29% 7	27.42% 17	35.48% 22	20.97% 13	62	3.56
LU-38: Prohibit drive-through uses along Del Monte and Reservation Road	16.13% 10	16.13% 10	29.03% 18	17.74% 11	20.97% 13	62	3.11
LU-39: Transform Downtown into a pedestrian-oriented shopping by reducing the number of driveways and curb cuts	13.11% 8	14.75% 9	18.03% 11	31.15% 19	22.95% 14	61	3.36
LU-40: Build neighborhood-serving mini-parks and plazas	6.45% 4	3.23% 2	12.90% 8	43.55% 27	33.87% 21	62	3.95
LU-41: Upgrade Del Monte Boulevard's streetscape condition and overall visual appearance	1.61% 1	0.00% 0	22.58% 14	30.65% 19	45.16% 28	62	4.18
LU-42: Encourage outdoor public spaces and plazas in new developments	4.84% 3	3.23% 2	12.90% 8	33.87% 21	45.16% 28	62	4.11

Q8 Please rate your level of agreement with the following ideas related to key gateways in Marina.

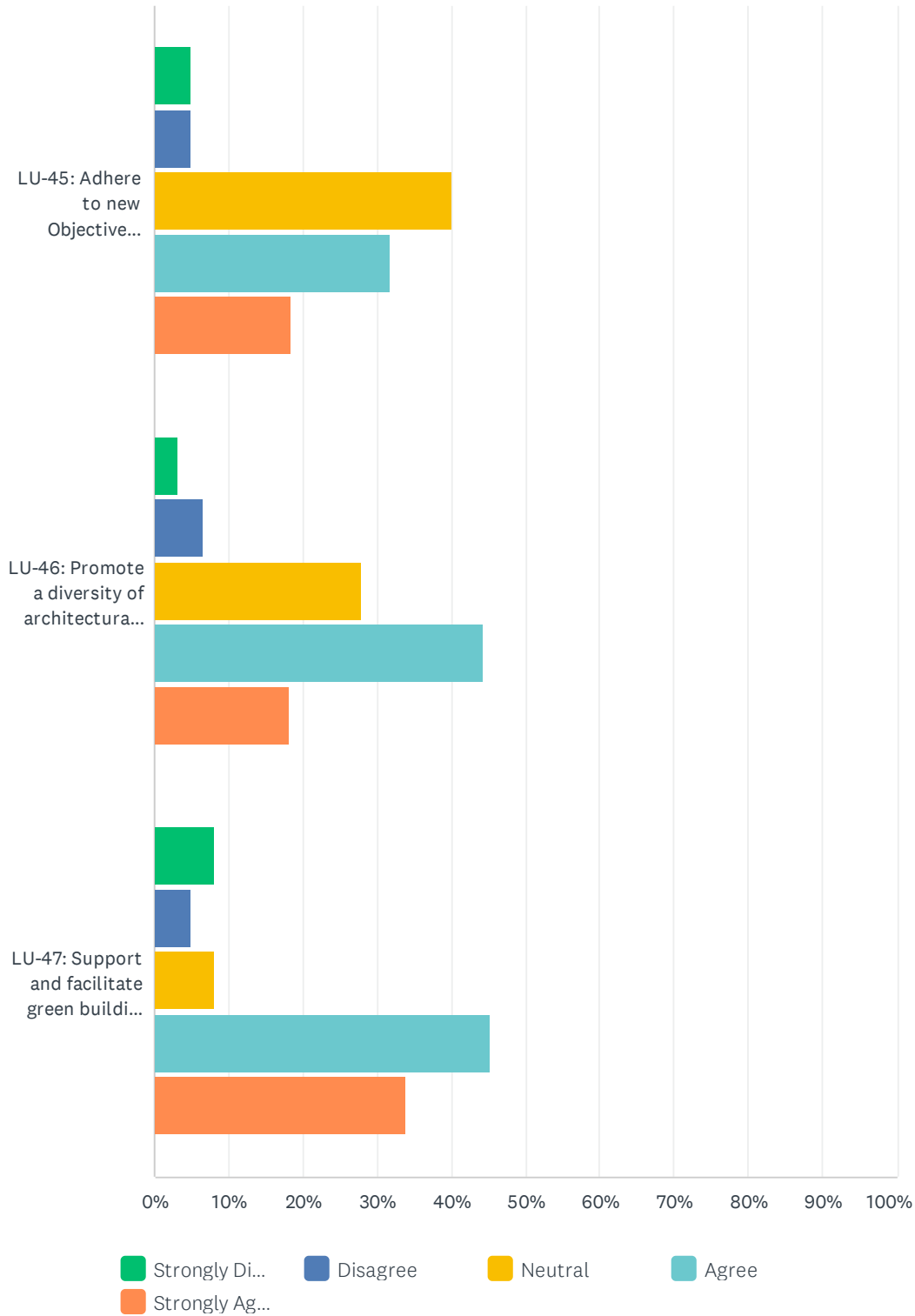
Answered: 62 Skipped: 7



	STRONGLY DISAGREE	DISAGREE	NEUTRAL	AGREE	STRONGLY AGREE	TOTAL	WEIGHTED AVERAGE
LU-43: Design major entry points with subdued commercial signage, clear wayfinding, special design treatments, complete sidewalks, landscaping, mini-parks or plazas	3.23% 2	8.06% 5	14.52% 9	41.94% 26	32.26% 20	62	3.92
LU-44: Reflect the historical significance of Fort Ord in development near entrances to the State Park	1.61% 1	4.84% 3	24.19% 15	37.10% 23	32.26% 20	62	3.94

Q9 Please rate your level of agreement with the following ideas related to sustainable and well-designed development in Marina.

Answered: 62 Skipped: 7



Marina GPU Survey 3B: Land Use Policy Ideas

	STRONGLY DISAGREE	DISAGREE	NEUTRAL	AGREE	STRONGLY AGREE	TOTAL	WEIGHTED AVERAGE
LU-45: Adhere to new Objective Design Standards	5.00% 3	5.00% 3	40.00% 24	31.67% 19	18.33% 11	60	3.53
LU-46: Promote a diversity of architectural styles across the City	3.28% 2	6.56% 4	27.87% 17	44.26% 27	18.03% 11	61	3.67
LU-47: Support and facilitate green building practices	8.06% 5	4.84% 3	8.06% 5	45.16% 28	33.87% 21	62	3.92

Q10 Of all the ideas presented above, what is most important to you? Please provide your response below.

Answered: 44 Skipped: 25

#	RESPONSES	DATE
1	preserving open space	3/11/2025 3:34 PM
2	Making our city more walkable and bike friendly with more useable public spaces	3/9/2025 5:57 PM
3	Ensure development of affordable housing is included and local/small businesses	3/9/2025 1:37 PM
4	Land use planning is very important to me because it influences the well being of the citizens greatly. 1. Pedestrian friendly, 2. Walkable spaces leading to gathering spaces, 3. Affordable housing 4. Green spaces and trees. 5. Mixed income housing (don't put mansions together and apartments together. That doesn't make for a community, and causes us/them issues.	3/8/2025 1:32 PM
5	Affordable housing for seniors	3/3/2025 9:38 PM
6	Focus on in fill within current plan boundaries, facilitate the development of a true town center, utilize tree predominate tree spaces to promote distinct neighborhood character	2/25/2025 8:26 PM
7	Cleaning up the present local lake in Marina. the growth is very undaunting to those who WOULD LIKE to walk around the lake. It is very dangerous	2/25/2025 2:59 PM
8	Things that people will come out to use, kids, senior's, very hard to get people out of homes or cars?	2/25/2025 8:13 AM
9	dont let downtown die and become the bad part of town	2/25/2025 6:55 AM
10	Rehabilitation of the Reservation and Del Monte corridors would be a waste of tax payers dollars. To redesign would not be efficient and I dont see TAMC letting go of their rail parcel on Del Monte. Street Scaping would be great but we should just keep the old down town separate and quirky and focus on making these improvements to the new developments. We should work on infrastructure improvements and improvements to the existing parks and local schools instead of trying to redesign the old downtown.	2/24/2025 2:29 PM
11	Walking and biking paths	2/23/2025 6:52 PM
12	The City has plenty of hotel rooms and very few reasons for people to want to stay here. Rather it is thought of as a place that is close enough to Monterey but cheaper to stay. We need some land uses that provide reasons for people to want to spend part of their stay (and vacation dollars) in Marina.	2/20/2025 6:58 PM
13	Community recreation- parks, aqua center, etc	2/20/2025 3:26 PM
14	Don't waste our money on useless, wokie, Greenie propaganda agendas.	2/20/2025 12:45 PM
15	I am disabled; please don't make everything "forced" walkable so that I can't park nearby a restaurant or store. Thank you.	2/20/2025 11:53 AM
16	Enhancing the visuals of entry points into the City	2/20/2025 8:33 AM
17	Building more parks & recreational opportunities. And infill & improve central Marina.	2/19/2025 6:57 PM
18	Beautify/clean up the city, no more strip malls, create downtown and make Marina a destination where there are local sit down restaurants, shopping and entertainment to enjoy. Enhance entrances to beach. Marina is the gateway to the Monterey Peninsula!	2/19/2025 6:51 PM
19	General roads improvement/signages!	2/19/2025 12:15 AM
20	Maintenance of Parks, Medians,etc. No questions at all regarding how any of these to be maintained...	2/16/2025 11:27 AM
21	Overall upgrade in look of city landscaping. I moved here recently and it looks old and faded.	2/16/2025 8:21 AM

Marina GPU Survey 3B: Land Use Policy Ideas

Making the city pedestrian and bike friendly between all areas in order for a more healthy lifestyle is important to me

22	Making Marina more bike and pedestrian friendly	2/14/2025 2:37 PM
23	More mid/high density housing (studio-3 bedroom). Condos, townhouses, and affordable apartments.	2/14/2025 11:59 AM
24	More housing not more taxes to pay for non-essentials. Marina doesn't need to become a visitor serving town, make it an affordable town for locals.	2/14/2025 10:26 AM
25	Don't block off quick easy car routes.	2/13/2025 6:04 PM
26	Improved alternative transportation options, like biking and walking to amenities.	2/13/2025 7:36 AM
27	Outdoor community spaces are critical not only for community engagement but also because these are some of the ONLY ways that immunocompromised community members can safely participate in community events.	2/12/2025 10:06 PM
28	Density. ADUs will increase the density of existing neighborhoods - it is already congested with parking and roads that are not adequate. Without a plan improve infrastructure, I can't support streamlined ADU development - it's like squeezing twice as many households on the same amount of land - something will not occur in newer 'HOA' developments. Seems like a recipe for falling property values.	2/12/2025 3:56 PM
29	Protection and public access to coastal resources and view shed, and maintaining the UGB.	2/12/2025 2:39 PM
30	We need more housing in Marina!!	2/12/2025 2:30 PM
31	Missing middle housing 🏠	2/12/2025 2:11 PM
32	open space and biological preservation	2/12/2025 2:07 PM
33	Improving the look and drivability, and walkability of central Marina. Especially around the fire station and city buildings. It's embarrassing and dangerous right now.	2/12/2025 1:22 PM
34	I would like the city to move forward and put plans into action. This has been a long, slow process that has allowed degradation of public spaces (street tree landscaping) and the approval of poorly designed projects (Starbucks drive thru on our busiest street intersection for one).	2/12/2025 9:33 AM
35	More parks for children to safely play outdoors.	2/11/2025 11:40 PM
36	Focus development on infill instead of suburban sprawl, which bulldozes more of the rare and cherished maritime chaparral	2/11/2025 6:29 PM
37	Single family homes. Upscale dining and entertainment.	2/11/2025 6:22 PM
38	Centralized City Center (not necessarily at current site) with pedestrian friendly gathering spaces and theater/arts offerings. Focus on Outdoor rec spaces with Indoor rec options for inclement weather periods. To include expedited completion of the Rec/Aquatic Center and the adjacent City Park with Inclusive playground design.	2/11/2025 4:32 PM
39	preserve sand gilia, enhance walk ability and housing for real people not luxury investment	2/11/2025 4:12 PM
40	Beautify the city and STOP BUILDING MORE HOUSES	2/11/2025 3:12 PM
41	Designing and maintaining green spaces between developments and different use areas. Also, I know that the cypress trees are not native, but they are iconic for our area; keep them and put more in.	2/11/2025 2:54 PM
42	Missing middle housing. Integrate new developments into existing city (infill).	2/11/2025 1:28 PM
43	Finish sidewalks in Old Marina. Make downtown more bike- and pedestrian-friendly. Concentrate as much new development as possible in neighborhoods that had formerly been part of Fort Ord (clean them up) while preserving existing green spaces.	2/11/2025 12:48 PM
44	Walkable and bikeable access to public transit.	2/11/2025 12:38 PM

Q11 Do you have any other ideas or comments related to land use in Marina? If so, please use the space below to leave additional comments.

Answered: 35 Skipped: 34

#	RESPONSES	DATE
1	As a family oriented community we should strive to preserve what's left of the natural open space that is within and surrounding our city limits	3/11/2025 3:34 PM
2	I encourage the city to partner with the schools to hold town halls for parents to come and participate in sessions to share their interests. Don't just have a survey, but set up a table at community events. Establish neighborhood corridors within Marina, and establish and develop centers within each neighborhood that is walkable to a park or open space within 3-5 minutes. Don't add more traffic lights and large roads!!! Please land use planners- move us toward the future where proper land use increases the public transit and quality of life of the citizens of Marina.	3/8/2025 1:32 PM
3	no. I see no use in expressing ideas when the present council does NOT listen to the residents and push/force their agenda	2/25/2025 2:59 PM
4	Need more dog parks, BBQ pits for families to come out benches and covered, public parks like veterans park monterey, needs to be free or minimal fee, picnic parks. We don't have enough....	2/25/2025 8:13 AM
5	Looking forward to seeing more natural parks and the aquatic/roller rink opening on 2nd	2/25/2025 6:55 AM
6	Marina hold the most amount of affordable and has the most amount of transition housing in the area. The Verterans transition housing was just completed but it would be great to focus on making making improvements to the City which would draw people here. People do travel here to visit the Dunes improvements and Walmart (not a fan)... There is going to be a great transition with the elderly military community passing away and new people coming in to the are for market rate housing. Let make it appealing to people who are tired of small spaces on the Peninsula. But we need landscaping and trees instead of dead medians and failing pavement.	2/24/2025 2:29 PM
7	You guys rock! Thank you for all your hard work to make this amazing community what it is	2/23/2025 6:52 PM
8	We have a big need for establishments that produce tax revenue. I doubt that auto dealerships are going to want to locate here because there are large auto parks in Seaside and Salinas already. Restaurants can provide decent tax revenues. Hotels can provide good revenue with TOT, but people need reasons to stay here and the City needs to do a good job of auditing and collecting revenue. I was the Director of Accounting at the Embassy Suites in Seaside for six years, and the City of Seaside never once audited us even though I kept all of the records needed for an audit. When I left Embassy Suites, I went to work in the Finance Department for the City of Seaside, and I never once heard of us auditing any of the City's hotels. I am familiar with Marina's Finance Department and they are so understaffed that I don't believe they have time to deal with TOT audits. The Dunes Shopping Center, was ill-conceived in my opinion. The vast majority of parking goes unused and is far away from the entrances to the stores. Except for the portion where Chipotle and Starbucks are located - which is woefully underparked and difficult to get in and out of. I'm not sure who approved the plans for this development but they did an awful job, and the tenants suffer because of it. My wife and I have shopped at Kohls and Old Navy and Best Buy at various times, and there is rarely more than a handful of customers in those stores. I return amazon orders at Kohls from time to time and I have never seen more than a dozen people in that store.	2/20/2025 6:58 PM
9	Only build parks/ open spaces that the city can afford to maintain, including managing the unhomed individuals who gather in those places. Consider some type of managed place for unhoused people to live	2/20/2025 3:26 PM
10	Don't waste our money on useless, wokie, Greenie propaganda agendas.	2/20/2025 12:45 PM
11	Please ensure that regular maintenance of the newly landscaped areas is included in the	2/20/2025 11:53 AM

Marina GPU Survey 3B: Land Use Policy Ideas

plans. And for gosh sakes, please clean up and make Lock Paddon lake area safer. My daughter and five-year old granddaughter were assaulted by a homeless man there recently who was yelling and throwing filth at them. My granddaughter was and still is deeply traumatized from it.

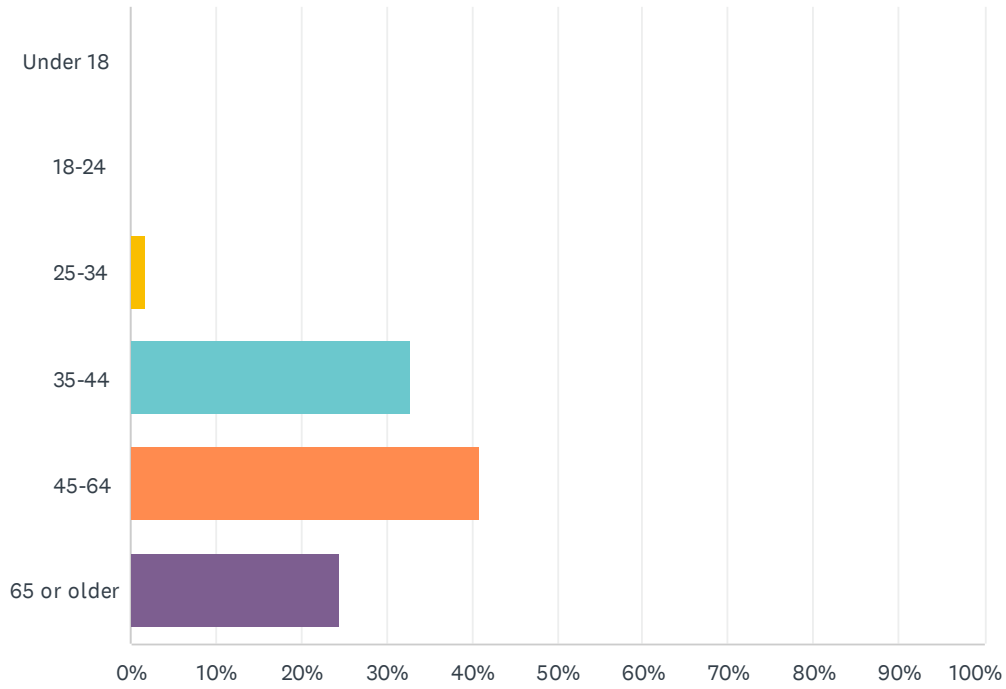
12	Marina should create a place for food trucks & food vendors to congregate. It would require very little overhead costs on the city's behalf. Heck, it might even generate direct revenue by charging the vendors a reasonable fee to use the space (in addition to incidental tax revenue). Vendors need to be licensed to operate in Marina and certified for health dept, etc. It would be a win-win situation for the vendors and the city. And people who enjoy food, like me! Checkout the Lathrop Food Plaza as an example.	2/19/2025 6:57 PM
13	Develop land on Lake Court with beach homes, park, public parking and restrooms. Redo shopping center and area of Beach Rd. and Reservation Rd. to create a vibrant walkable tourist attraction viewable from PCH1 and within walking distance of the hotels.	2/19/2025 6:51 PM
14	Avoid overbuilding	2/19/2025 12:15 AM
15	City owned/operated properties, facilities, athletic fields/courts/surfaces should have dedicated maintenance employee(s) where currently none..	2/16/2025 11:27 AM
16	We need better access at 8th street to the actual beach and dog beach area like there is at Del Monte beach.	2/16/2025 8:21 AM
17	Promote affordable housing for middle and working class while preserving our environment. I want Marina to have it's own distinct character reflecting our natural environment, military history, and recreational opportunities. Landscaping should be native plants, not generic plants you can find anywhere. Prioritize development in already-disturbed areas over undeveloped natural land.	2/14/2025 2:37 PM
18	Stinky ponds are not valuable to the community or serving its residents. There are thousands of acres of natural preserve right next to us. We should be revisiting impacts and considering the highest and best use for our lands.	2/14/2025 10:26 AM
19	Thru traffic to Salinas or Castroville take advantage of businesses with ample parking and easy access. Don't ruin old Marina with traffic calming excuses.	2/13/2025 6:04 PM
20	Try to maintain sections of large, interconnected tracts of land to connect the coast with the National Monument. This is essential for the flora and fauna of these two habitats, plus the wildlife that inhabits our city.	2/13/2025 7:36 AM
21	I would love to see Cypress Knolls having a shared college student + senior living space, where students can learn from seniors while providing them (non-medical) neighborly support.	2/12/2025 10:06 PM
22	If a downtown master plan is oriented toward pedestrians, it implies the roads will be used less by vehicles - I need a coherent approach to dealing with cars and traffic to go with the desired 'pedestrianization' of two of Marina's MAJOR thoroughfares, before being an enthusiastic supporter. Don't make it harder than it already is to get through and out of 'downtown' Marina.	2/12/2025 3:56 PM
23	No development west of Highway 1. Protection of Marina's natural resources including but not limited to open space, state parks, habitat mitigation banks, park space, and greenways. Very supportive of FORTAG.	2/12/2025 2:39 PM
24	We need more housing in Marina!!	2/12/2025 2:30 PM
25	The existing Abrams Park needs to be zoned for the missing middle housing in the 2045 Land Use Plan and NOT as single family homes.	2/12/2025 2:11 PM
26	Give 'missing middle' housing push a rest. Who's asking for it? Public gathering spaces are not a priority.	2/12/2025 2:07 PM
27	MAGA proof our city	2/12/2025 1:22 PM
28	Some of the questions are too lumped together. I support the ADU streamlining with plans provided but don't know enough about how selling ADU separate from the property would work. Two different responses required. Same with lumping all of the development areas together and asking for one response. Each area is unique. Should provide separate responses for better data	2/12/2025 9:33 AM
29	Mini homes for homeless Larger outdoor concert theatre for entertainment.	2/11/2025 11:40 PM

Marina GPU Survey 3B: Land Use Policy Ideas

30	The built environment has a large affect on the quality of community. Suburban sprawl is a failed American experiment that builds cities for the needs of cars instead of people. It isolates us from one another. Please no more giant parking lots. There are sections of reservation rd where to walk across the street means walking two hundred yards.	2/11/2025 6:29 PM
31	Good faith attempt to provide facilitated access between Central and New Marina with emphasis on united community that no longer needs those divisive designations.	2/11/2025 4:32 PM
32	continue to attract tech and outdoor enthusiasts light industry and research	2/11/2025 4:12 PM
33	First consider the number of people in different income brackets that need to live here to make our city and surrounding area liveable, then plan for enough affordable housing for each group. Does that match what we are actually doing? If not, change course.	2/11/2025 2:54 PM
34	I fully agree with celebrating Fort Ord's "heritage". But the celebration should start with recognition of its natural history, the histories, cultures, and roles of the indigenous peoples who dwelt in/migrated through these lands in the millennia before the Europeans came, and then the area's De Anza trail significance when it was part of Spanish and then Mexican America. The 75 years (a blip in time) of the US Army's presence should not receive outsized recognition or idealization — not in light of in light of the base's toxic environmental legacies and these lands' long and interesting history that predates the military base.	2/11/2025 12:48 PM
35	There are areas like Busby Lane that should be made available to walkers and cyclists, especially to encourage public transit usage.	2/11/2025 12:38 PM

Q12 What is your age?

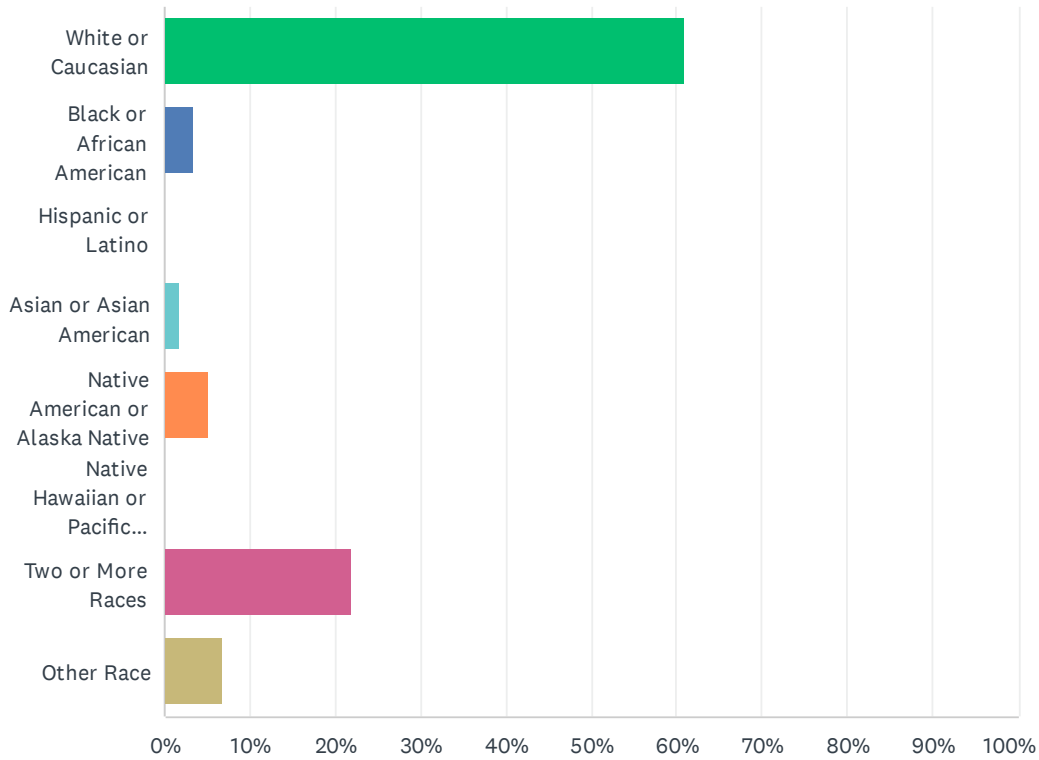
Answered: 61 Skipped: 8



ANSWER CHOICES	RESPONSES	
Under 18	0.00%	0
18-24	0.00%	0
25-34	1.64%	1
35-44	32.79%	20
45-64	40.98%	25
65 or older	24.59%	15
TOTAL		61

Q13 What best describes your background?

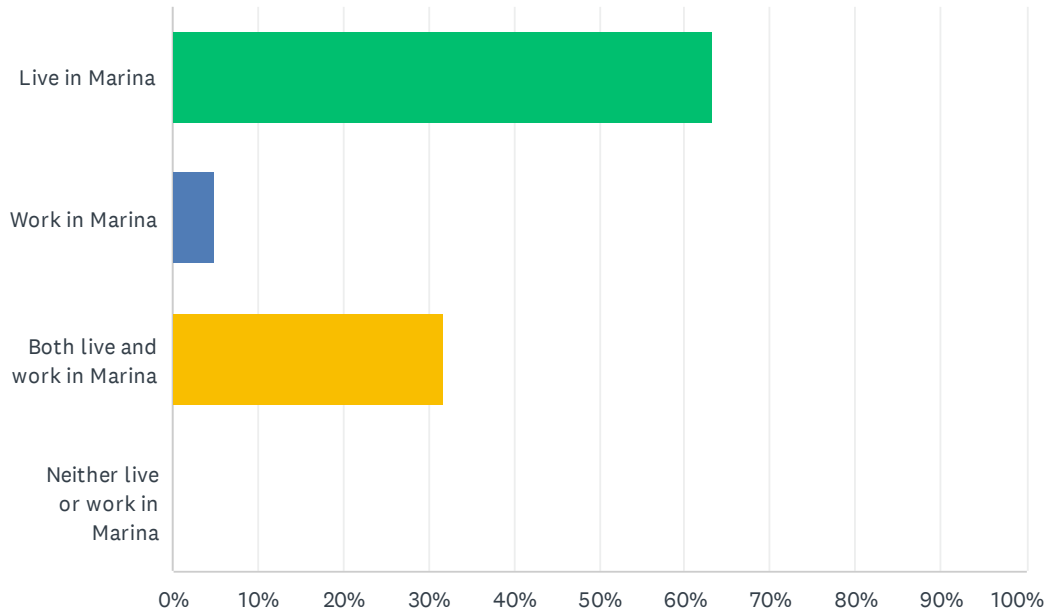
Answered: 59 Skipped: 10



ANSWER CHOICES	RESPONSES	
White or Caucasian	61.02%	36
Black or African American	3.39%	2
Hispanic or Latino	0.00%	0
Asian or Asian American	1.69%	1
Native American or Alaska Native	5.08%	3
Native Hawaiian or Pacific Islander	0.00%	0
Two or More Races	22.03%	13
Other Race	6.78%	4
TOTAL		59

Q14 Do you live and work in Marina?

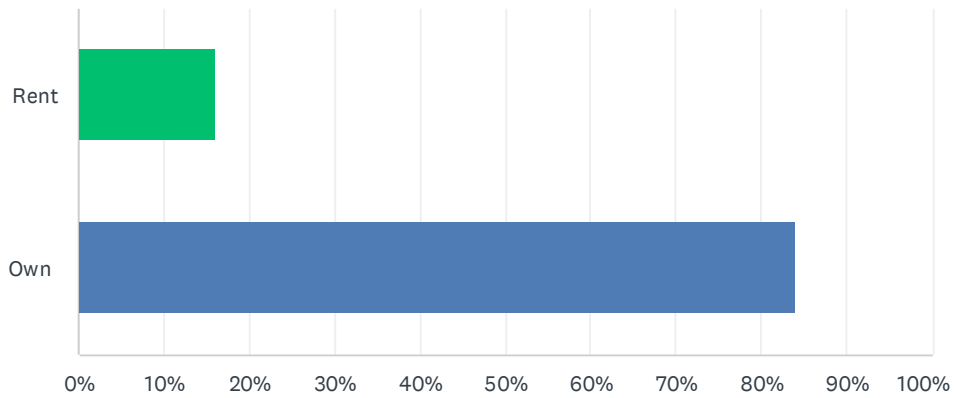
Answered: 60 Skipped: 9



ANSWER CHOICES	RESPONSES	
Live in Marina	63.33%	38
Work in Marina	5.00%	3
Both live and work in Marina	31.67%	19
Neither live or work in Marina	0.00%	0
TOTAL		60

Q15 Do you rent or own?

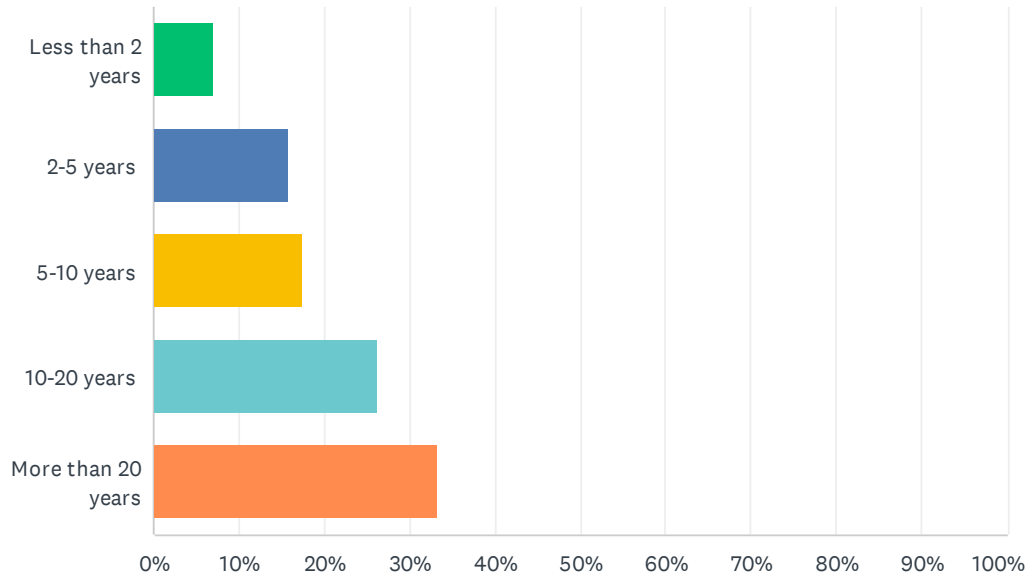
Answered: 56 Skipped: 13



ANSWER CHOICES	RESPONSES	
Rent	16.07%	9
Own	83.93%	47
TOTAL		56

Q16 How long have you lived in Marina?

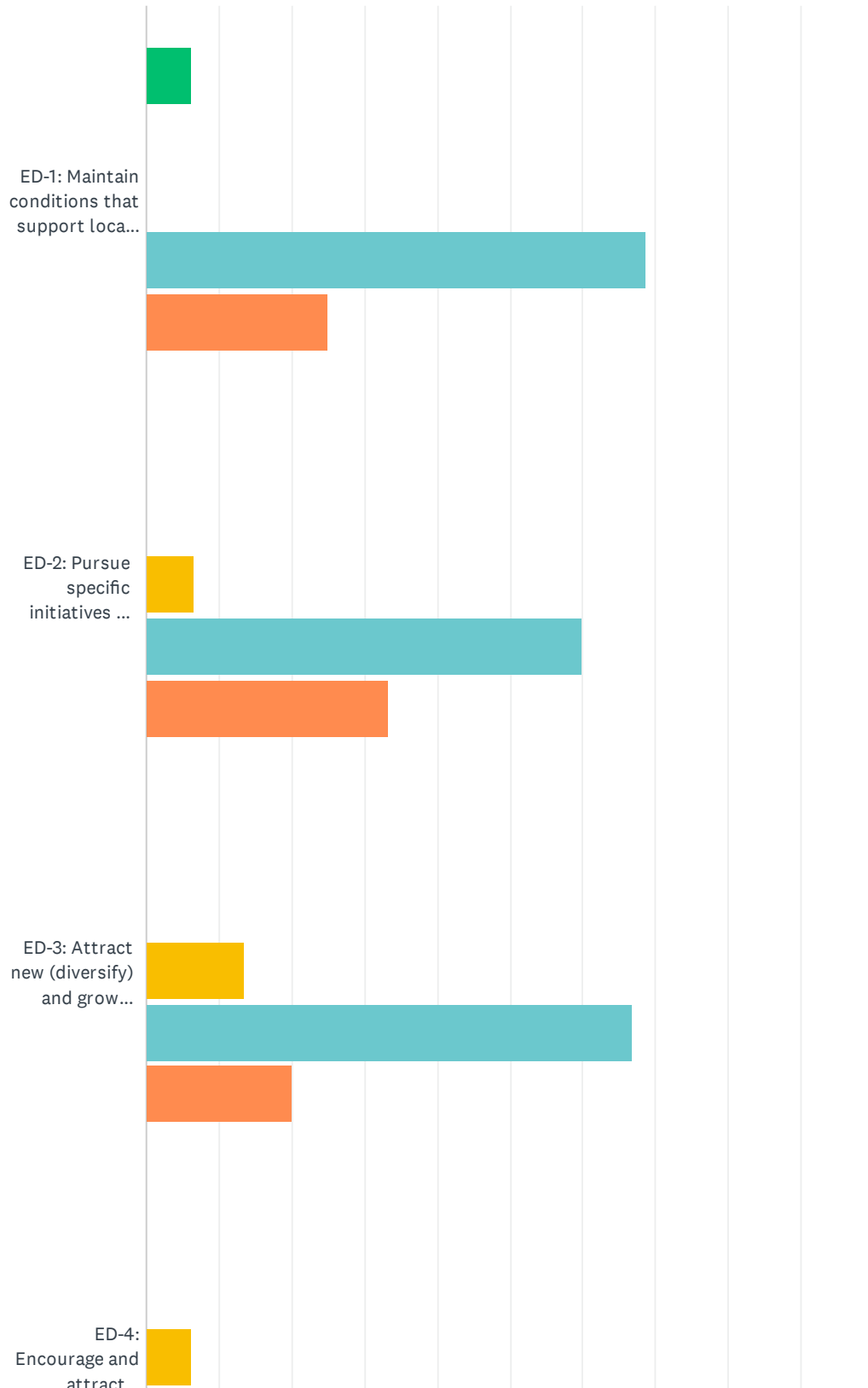
Answered: 57 Skipped: 12



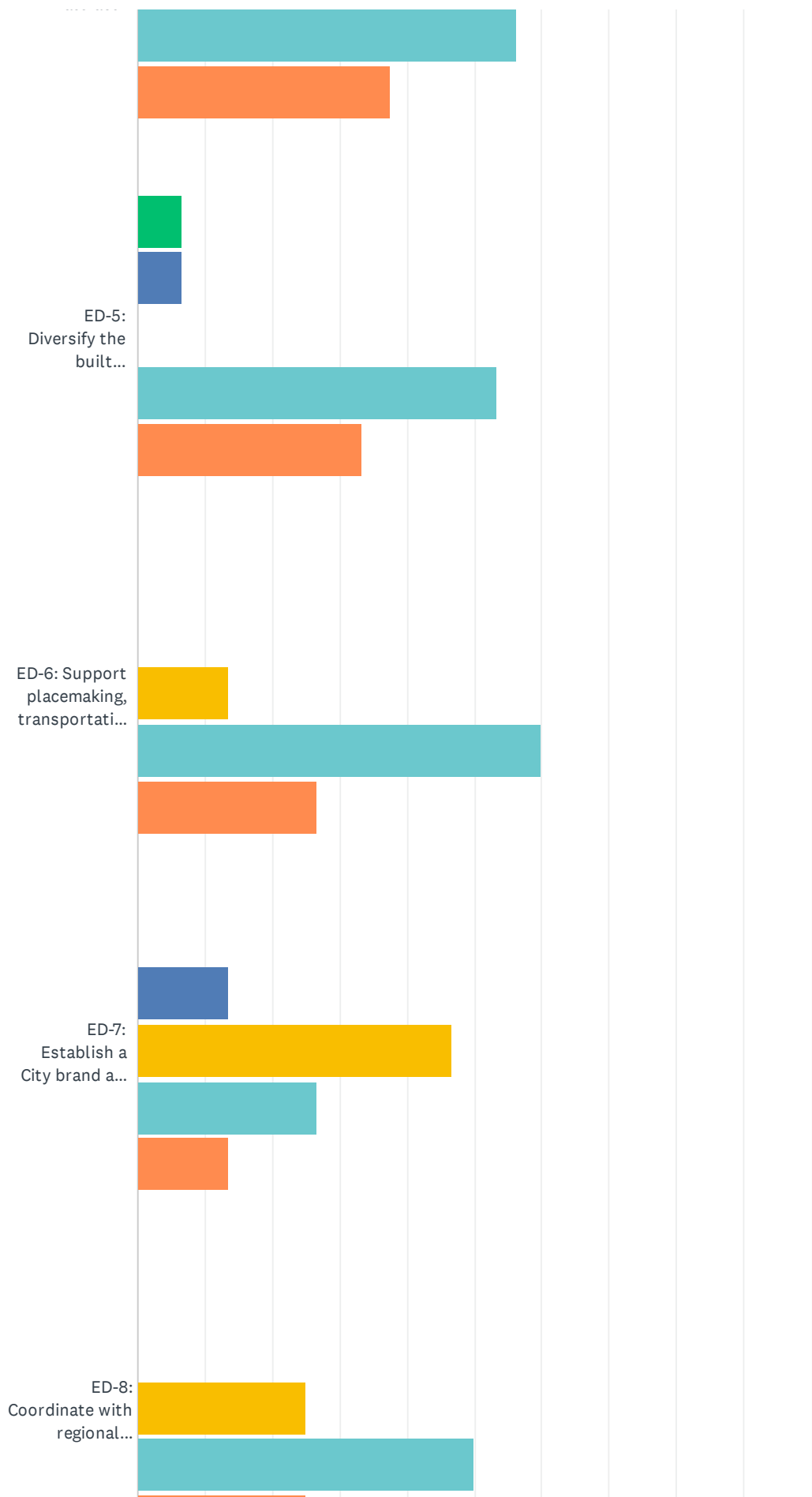
ANSWER CHOICES	RESPONSES	
Less than 2 years	7.02%	4
2-5 years	15.79%	9
5-10 years	17.54%	10
10-20 years	26.32%	15
More than 20 years	33.33%	19
TOTAL		57

Q1 Please rate your level of agreement with the following ideas related to business stability and growth in Marina.

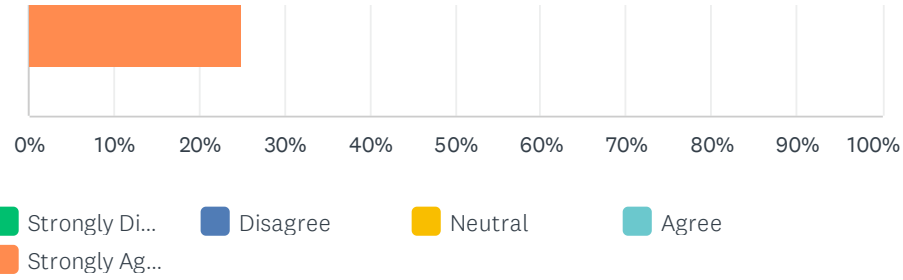
Answered: 16 Skipped: 0



Marina GPU Survey 3C: Economic Development Policy Ideas



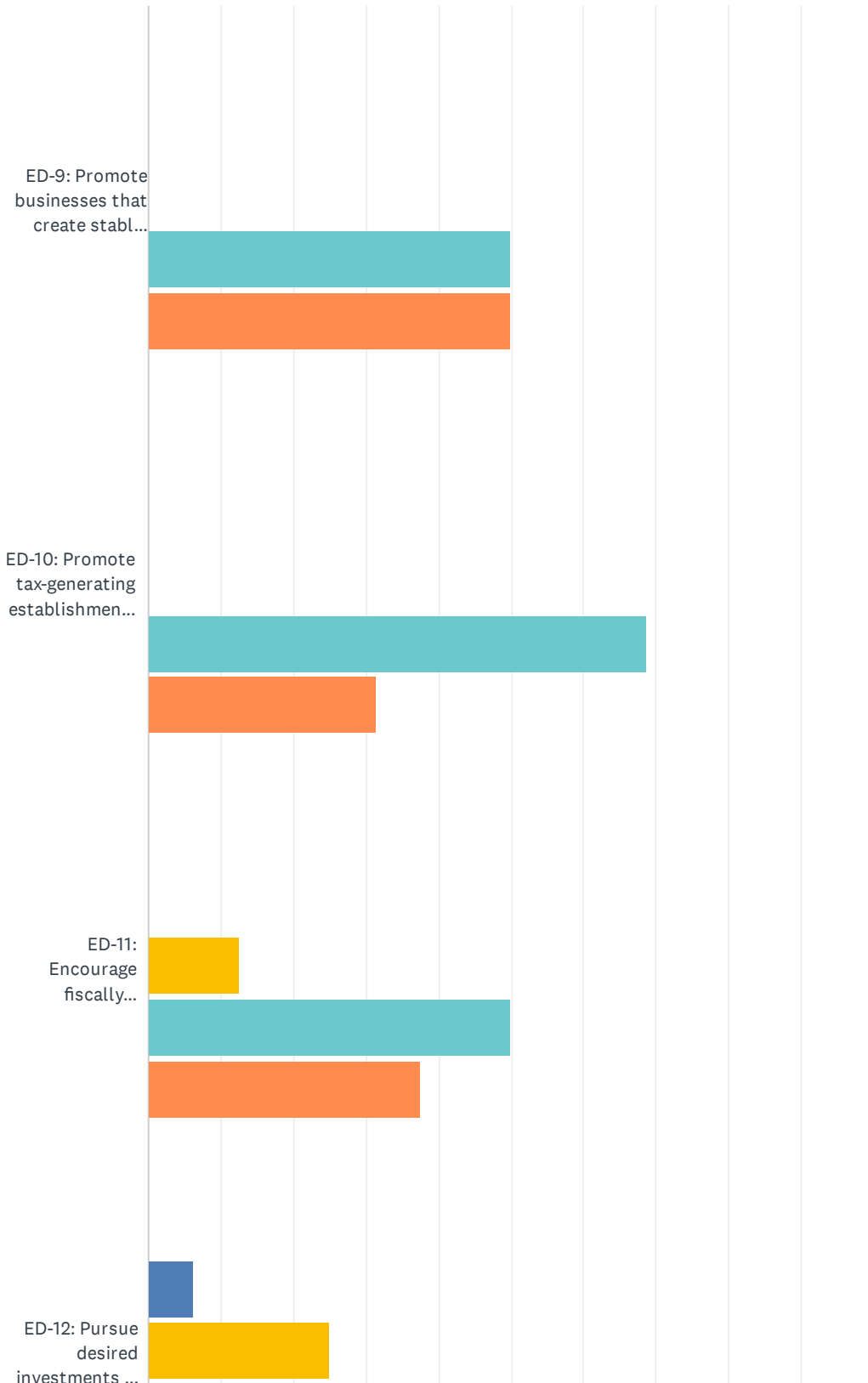
Marina GPU Survey 3C: Economic Development Policy Ideas



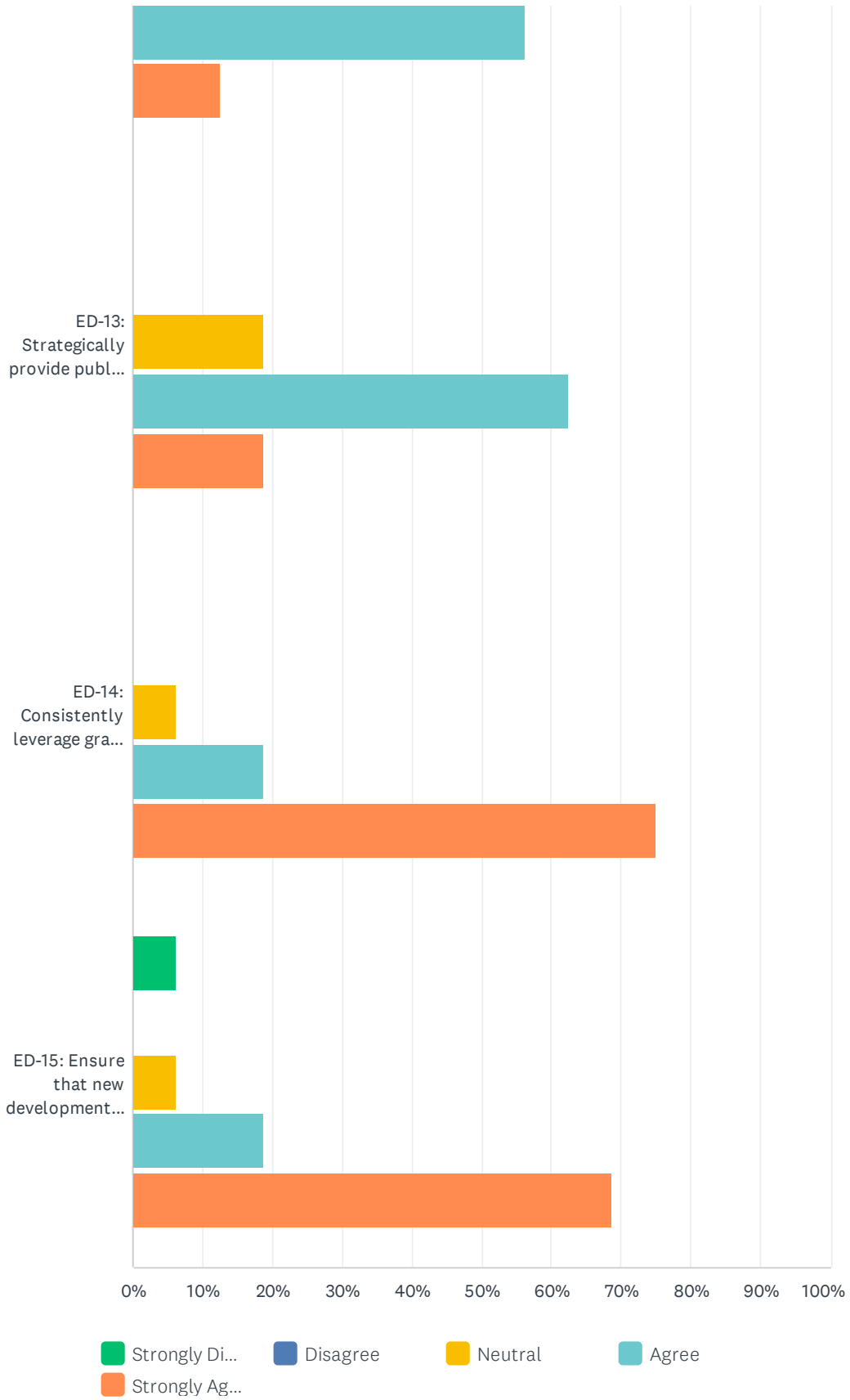
	STRONGLY DISAGREE	DISAGREE	NEUTRAL	AGREE	STRONGLY AGREE	TOTAL	WEIGHTED AVERAGE
ED-1: Maintain conditions that support local business growth and the local economy, through adopting a more flexible zoning code, offering short-term incentives, and protecting businesses who choose to invest in Marina	6.25% 1	0.00% 0	0.00% 0	68.75% 11	25.00% 4	16	4.06
ED-2: Pursue specific initiatives to promote local investment such as facilitating creation of a Downtown Business Improvement District	0.00% 0	0.00% 0	6.67% 1	60.00% 9	33.33% 5	15	4.27
ED-3: Attract new (diversify) and grow existing (expand) employment-generating businesses	0.00% 0	0.00% 0	13.33% 2	66.67% 10	20.00% 3	15	4.07
ED-4: Encourage and attract businesses in key industries (especially medical and aviation) that build on Marina's competitive advantages and offer high-wage jobs	0.00% 0	0.00% 0	6.25% 1	56.25% 9	37.50% 6	16	4.31
ED-5: Diversify the built environment in addition to hotels with a museum, convention center, arts district, etc.	6.67% 1	6.67% 1	0.00% 0	53.33% 8	33.33% 5	15	4.00
ED-6: Support placemaking, transportation, and recreation improvements that promote economic development	0.00% 0	0.00% 0	13.33% 2	60.00% 9	26.67% 4	15	4.13
ED-7: Establish a City brand and better market the City	0.00% 0	13.33% 2	46.67% 7	26.67% 4	13.33% 2	15	3.40
ED-8: Coordinate with regional agencies and business organizations to sponsor Marina-oriented events	0.00% 0	0.00% 0	25.00% 4	50.00% 8	25.00% 4	16	4.00

Q2 Please rate your level of agreement with the following ideas related to fiscal stability in Marina.

Answered: 16 Skipped: 0



Marina GPU Survey 3C: Economic Development Policy Ideas

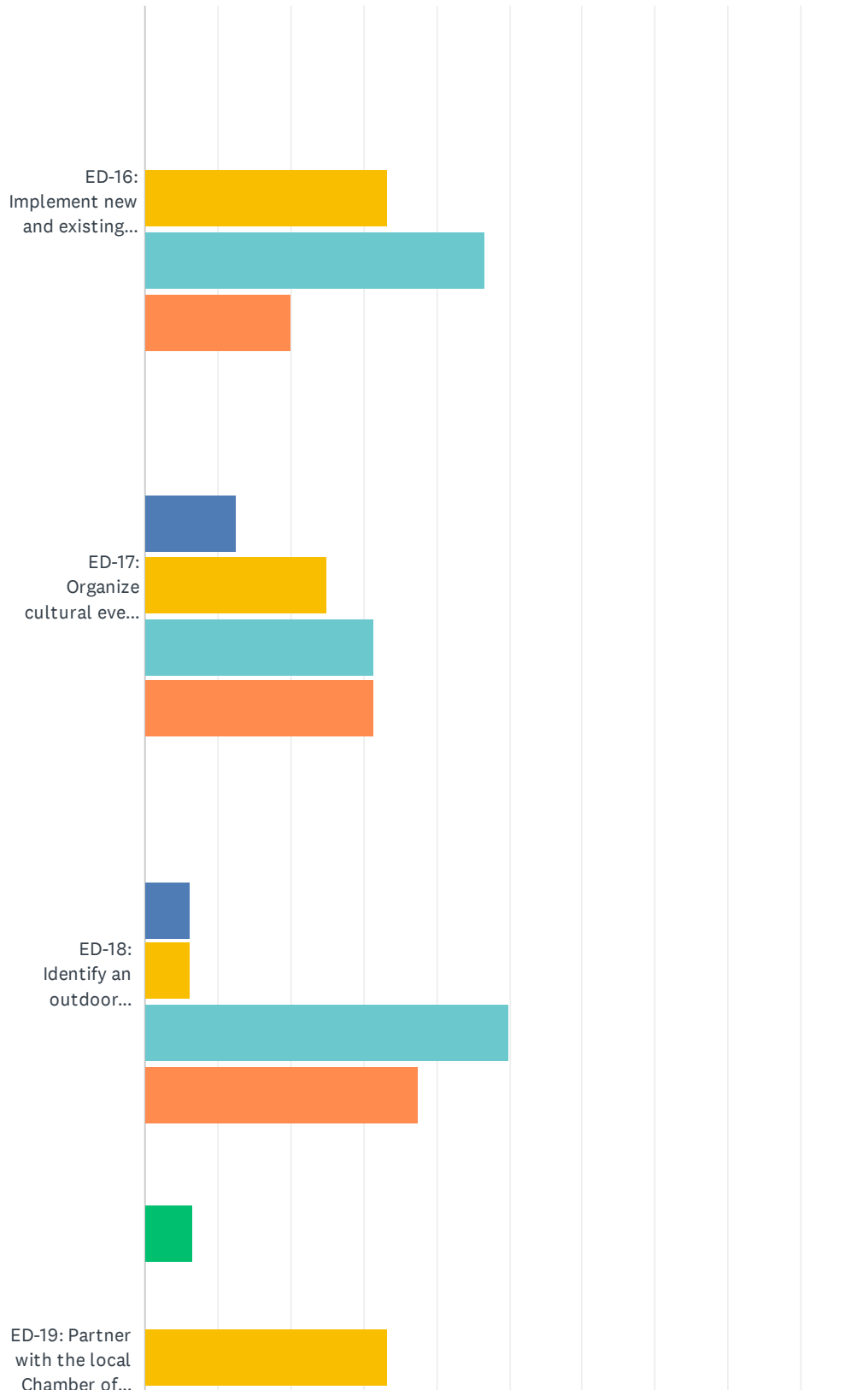


Marina GPU Survey 3C: Economic Development Policy Ideas

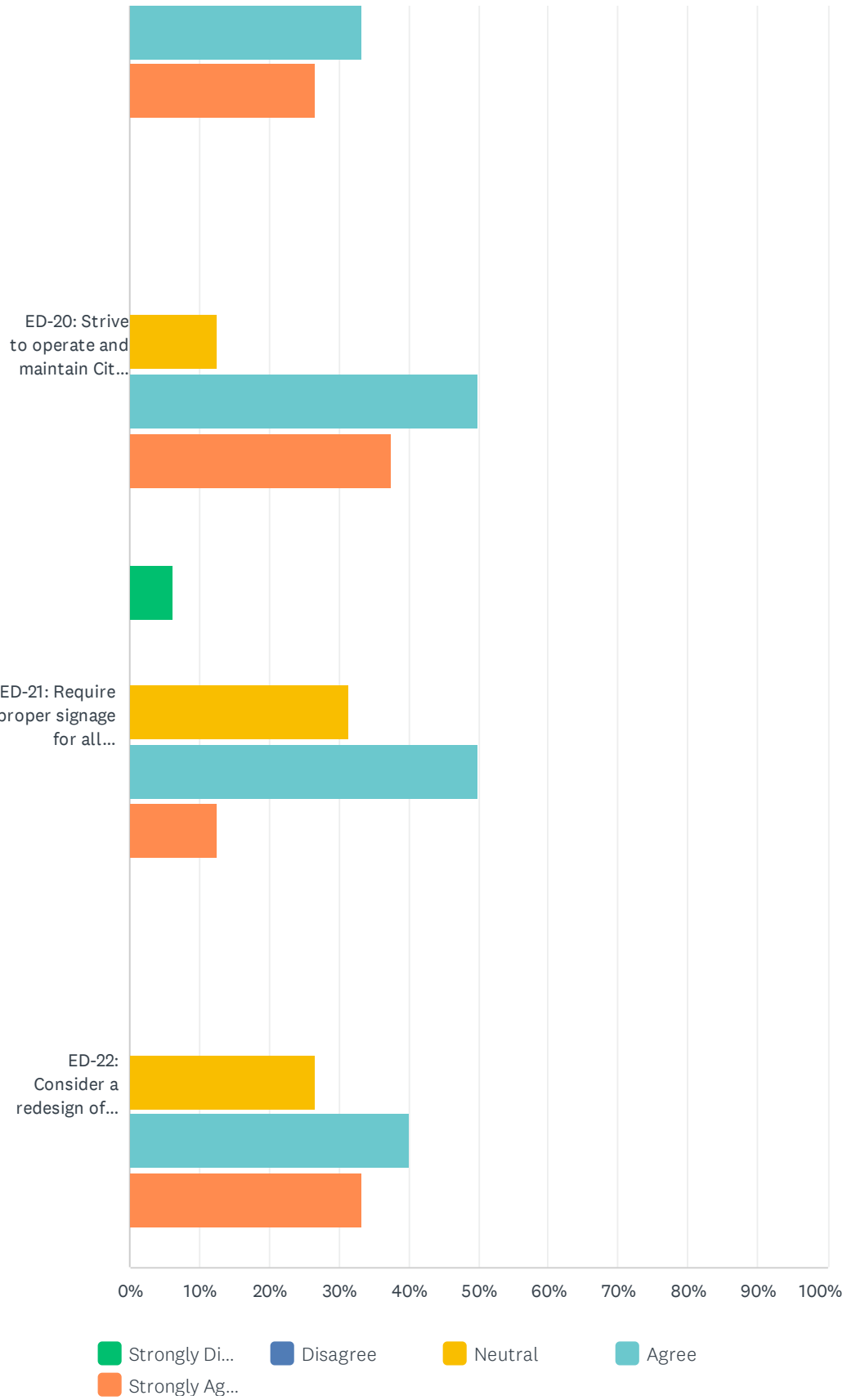
	STRONGLY DISAGREE	DISAGREE	NEUTRAL	AGREE	STRONGLY AGREE	TOTAL	WEIGHTED AVERAGE
ED-9: Promote businesses that create stable, long-term revenue to fund city services	0.00% 0	0.00% 0	0.00% 0	50.00% 8	50.00% 8	16	4.50
ED-10: Promote tax-generating establishments that benefit the City's fiscal condition	0.00% 0	0.00% 0	0.00% 0	68.75% 11	31.25% 5	16	4.31
ED-11: Encourage fiscally beneficial use of vacant and underutilized parcels	0.00% 0	0.00% 0	12.50% 2	50.00% 8	37.50% 6	16	4.25
ED-12: Pursue desired investments in parks and transportation with funding and financing approaches that limit fiscal burdens on the City	0.00% 0	6.25% 1	25.00% 4	56.25% 9	12.50% 2	16	3.75
ED-13: Strategically provide public services within the limitations of the City budget	0.00% 0	0.00% 0	18.75% 3	62.50% 10	18.75% 3	16	4.00
ED-14: Consistently leverage grants and programs available through the State of California and federal government	0.00% 0	0.00% 0	6.25% 1	18.75% 3	75.00% 12	16	4.69
ED-15: Ensure that new development pays for and/or builds its fair share of new public facilities (such as parks, fields, schools, and community centers)	6.25% 1	0.00% 0	6.25% 1	18.75% 3	68.75% 11	16	4.44

Q3 Please rate your level of agreement with the following ideas related to placemaking and community development in Marina.

Answered: 16 Skipped: 0



Marina GPU Survey 3C: Economic Development Policy Ideas

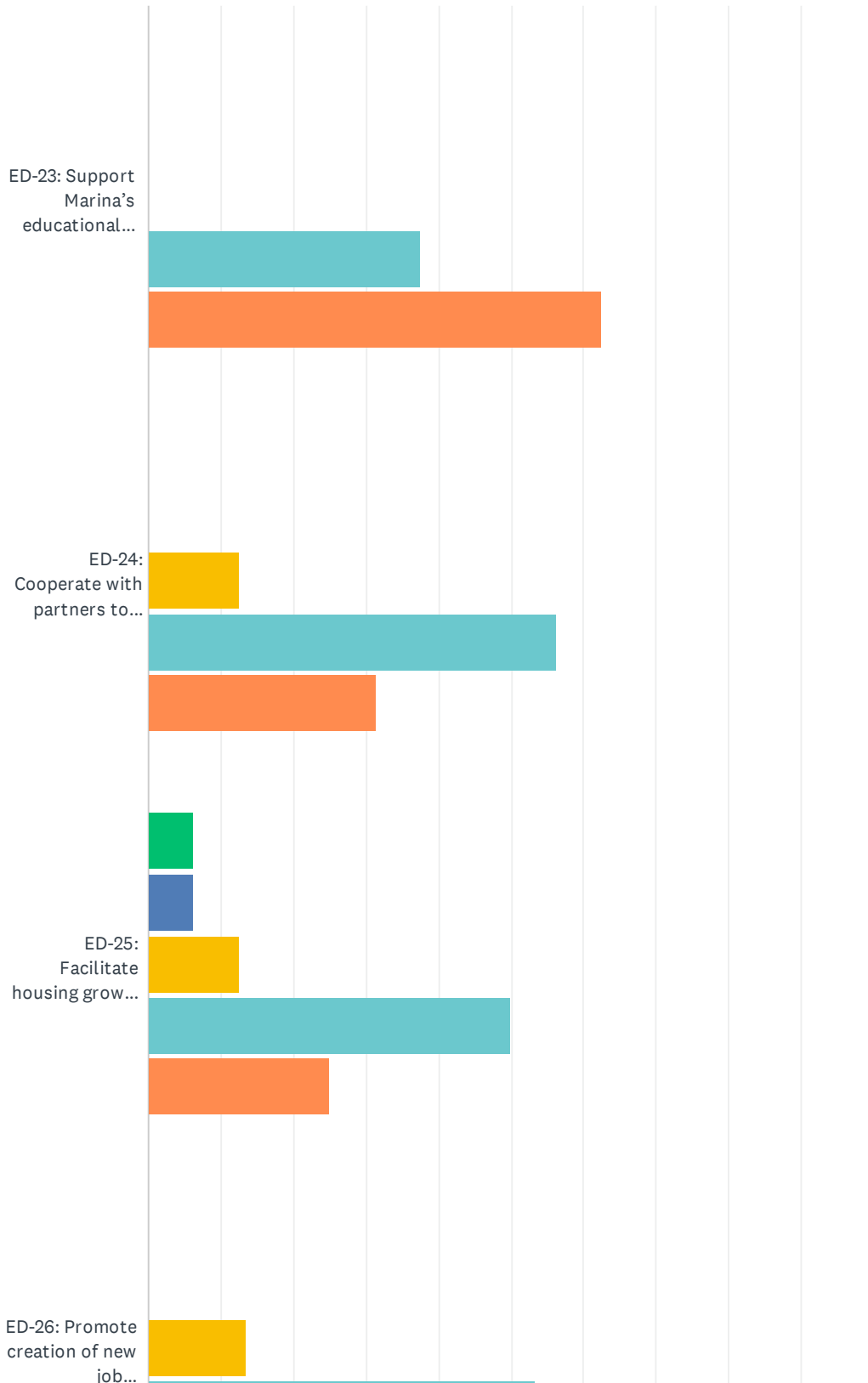


Marina GPU Survey 3C: Economic Development Policy Ideas

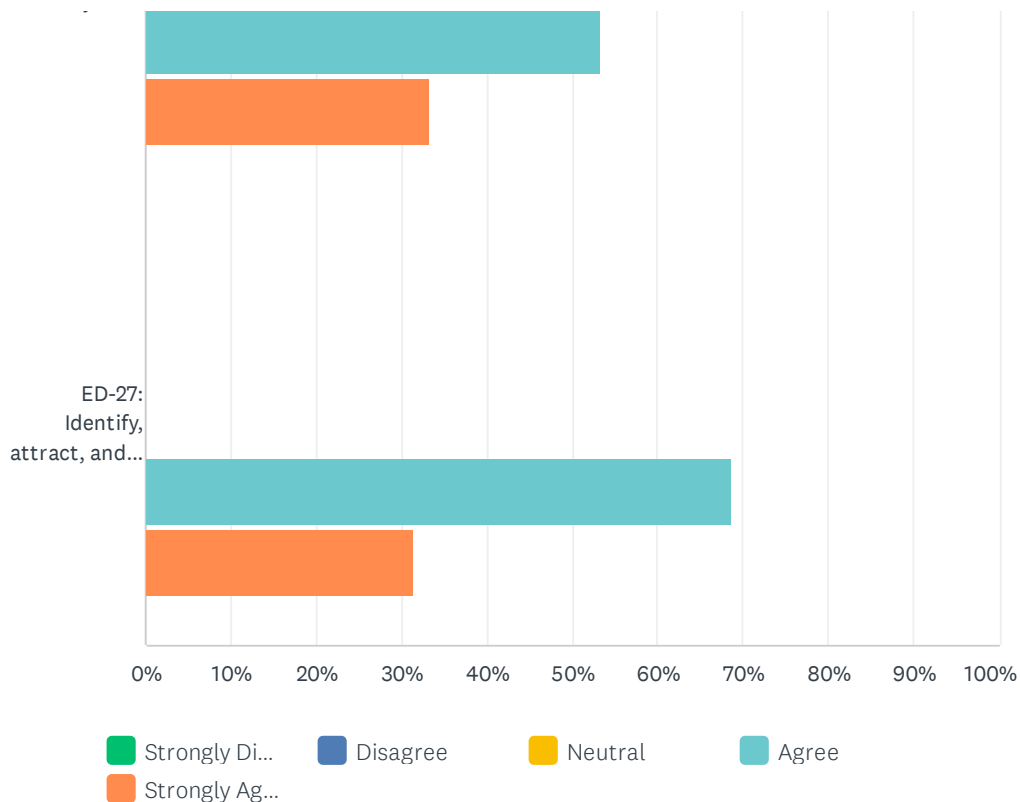
	STRONGLY DISAGREE	DISAGREE	NEUTRAL	AGREE	STRONGLY AGREE	TOTAL	WEIGHTED AVERAGE
ED-16: Implement new and existing plans that connect and enhance the city's urban fabric	0.00% 0	0.00% 0	33.33% 5	46.67% 7	20.00% 3	15	3.87
ED-17: Organize cultural events that attract visitors and increase business activity	0.00% 0	12.50% 2	25.00% 4	31.25% 5	31.25% 5	16	3.81
ED-18: Identify an outdoor location for concerts and farmers markets that is easily accessible to people of all ages	0.00% 0	6.25% 1	6.25% 1	50.00% 8	37.50% 6	16	4.19
ED-19: Partner with the local Chamber of Commerce to better market Marina for ecotourism and recreational tourism	6.67% 1	0.00% 0	33.33% 5	33.33% 5	26.67% 4	15	3.73
ED-20: Strive to operate and maintain City facilities to a high standard	0.00% 0	0.00% 0	12.50% 2	50.00% 8	37.50% 6	16	4.25
ED-21: Require proper signage for all businesses	6.25% 1	0.00% 0	31.25% 5	50.00% 8	12.50% 2	16	3.63
ED-22: Consider a redesign of Vista del Camino between Reservation Road to allow weekend events that are pedestrian-friendly	0.00% 0	0.00% 0	26.67% 4	40.00% 6	33.33% 5	15	4.07

Q4 Please rate your level of agreement with the following ideas related to education and workforce in Marina.

Answered: 16 Skipped: 0



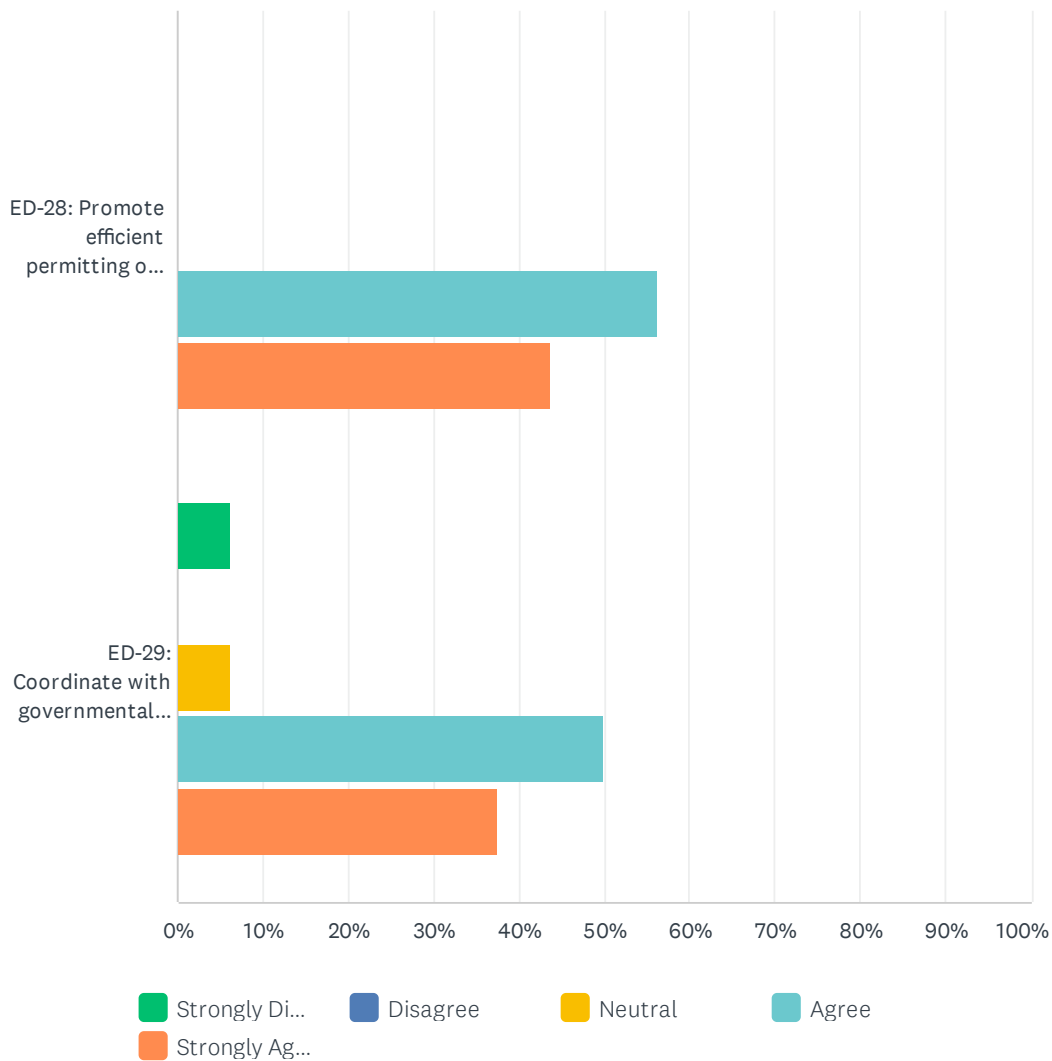
Marina GPU Survey 3C: Economic Development Policy Ideas



	STRONGLY DISAGREE	DISAGREE	NEUTRAL	AGREE	STRONGLY AGREE	TOTAL	WEIGHTED AVERAGE
ED-23: Support Marina’s educational institutions in advancing local economic opportunity, especially CSUMB, Monterey Peninsula College (MPC), and Marina High School	0.00% 0	0.00% 0	0.00% 0	37.50% 6	62.50% 10	16	4.63
ED-24: Cooperate with partners to promote available workforce training programs	0.00% 0	0.00% 0	12.50% 2	56.25% 9	31.25% 5	16	4.19
ED-25: Facilitate housing growth to meet the needs of a growing workforce	6.25% 1	6.25% 1	12.50% 2	50.00% 8	25.00% 4	16	3.81
ED-26: Promote creation of new job opportunities, including those with family-supporting wages, such as light industrial and blue-collar service industries	0.00% 0	0.00% 0	13.33% 2	53.33% 8	33.33% 5	15	4.20
ED-27: Identify, attract, and retain employers who create full-time positions within the city limits for employees to work, live, shop and recreate in Marina	0.00% 0	0.00% 0	0.00% 0	68.75% 11	31.25% 5	16	4.31

Q5 Please rate your level of agreement with the following ideas related to regulatory streamlining in Marina.

Answered: 16 Skipped: 0



	STRONGLY DISAGREE	DISAGREE	NEUTRAL	AGREE	STRONGLY AGREE	TOTAL	WEIGHTED AVERAGE
ED-28: Promote efficient permitting of land use projects by ensuring that City departments are fully staffed with qualified personnel	0.00% 0	0.00% 0	0.00% 0	56.25% 9	43.75% 7	16	4.44
ED-29: Coordinate with governmental partners to improve development potential	6.25% 1	0.00% 0	6.25% 1	50.00% 8	37.50% 6	16	4.13

**Q6 Of all the ideas presented above, what is most important to you?
Please provide your response below.**

Answered: 8 Skipped: 8

#	RESPONSES	DATE
1	Spaces for public events	3/9/2025 6:17 PM
2	Ensure developers chip in more	2/19/2025 11:37 AM
3	to maintain small businesses while increasing new businesses	2/18/2025 2:04 PM
4	We don't need Marina flooded with visitors and tourists. We need a city that serves and prioritizes locals.	2/14/2025 10:34 AM
5	Tax revenue to support the City	2/12/2025 2:14 PM
6	Make big developers pay their fair share for community development.	2/12/2025 1:30 PM
7	Development of light industrial jobs that pay living wages. Less big box retailers with minimum wages. Retain and support existing small family run businesses	2/12/2025 10:05 AM
8	Attract high paying prestige companies.	2/11/2025 6:31 PM

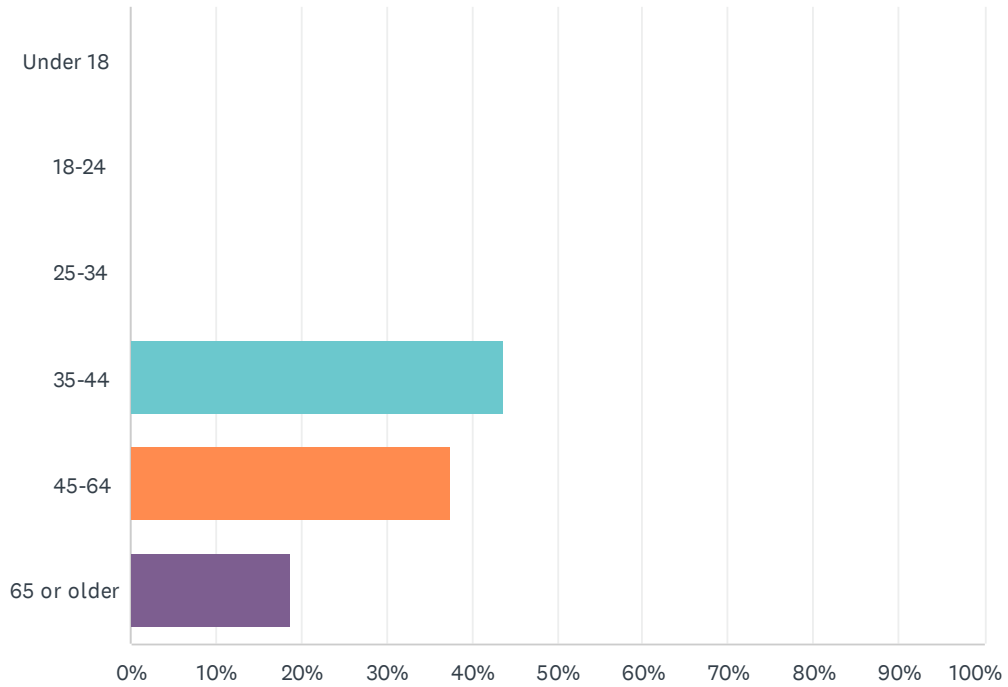
Q7 Do you have any other ideas or comments related to economic development in Marina? If so, please use the space below to leave additional comments.

Answered: 5 Skipped: 11

#	RESPONSES	DATE
1	Consider hiring a consultant to make better negotiation with developers and see if anything can be improved with the current developers at Dunes and Sea Heaven.	2/19/2025 11:37 AM
2	use government funds wisely	2/18/2025 2:04 PM
3	Hold developers accountable for what is best for the city, not for them or their preferred political candidates.	2/12/2025 2:14 PM
4	Pay to fix the roads in central Marina. Especially around the fire department.	2/12/2025 1:30 PM
5	We have enough strip mall businesses. Higher income people would like to live and shop here too.	2/11/2025 6:31 PM

Q8 What is your age?

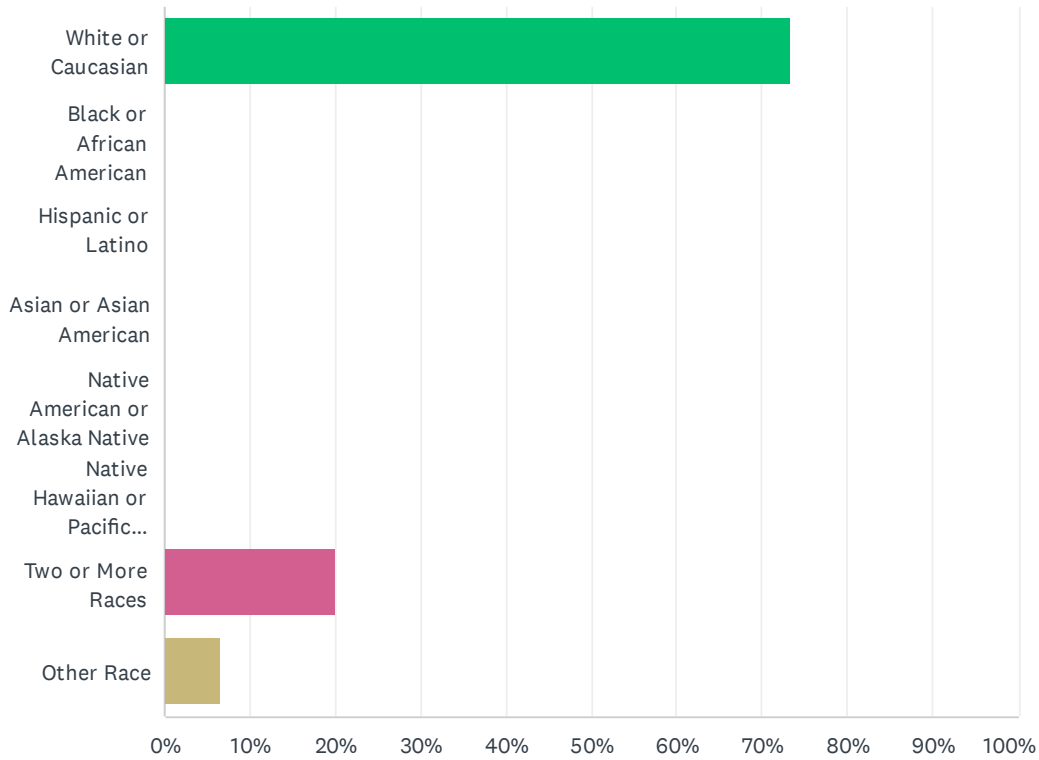
Answered: 16 Skipped: 0



ANSWER CHOICES	RESPONSES	
Under 18	0.00%	0
18-24	0.00%	0
25-34	0.00%	0
35-44	43.75%	7
45-64	37.50%	6
65 or older	18.75%	3
TOTAL		16

Q9 What best describes your background?

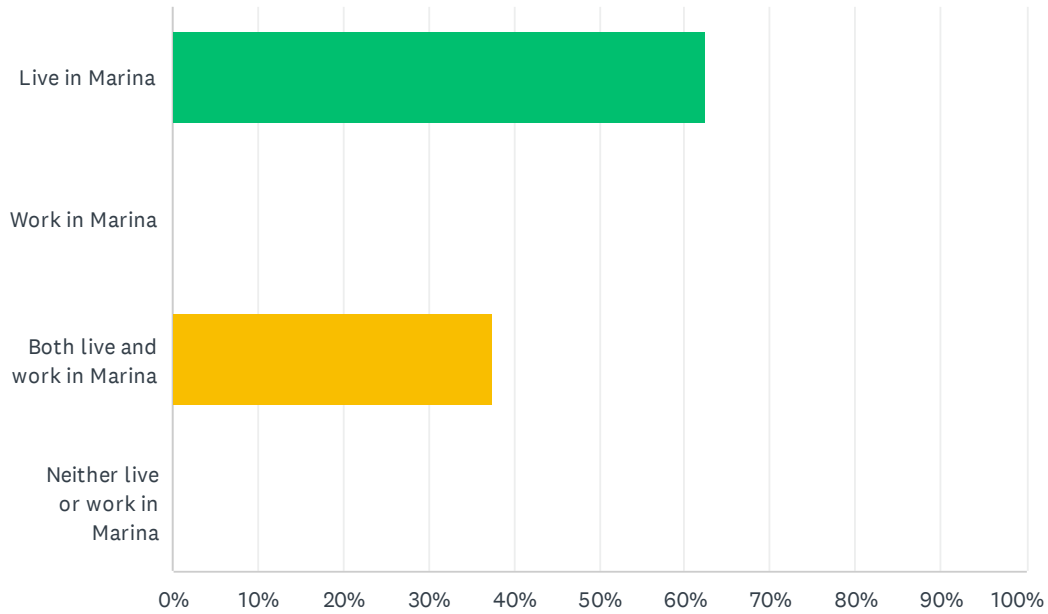
Answered: 15 Skipped: 1



ANSWER CHOICES	RESPONSES	
White or Caucasian	73.33%	11
Black or African American	0.00%	0
Hispanic or Latino	0.00%	0
Asian or Asian American	0.00%	0
Native American or Alaska Native	0.00%	0
Native Hawaiian or Pacific Islander	0.00%	0
Two or More Races	20.00%	3
Other Race	6.67%	1
TOTAL		15

Q10 Do you live and work in Marina?

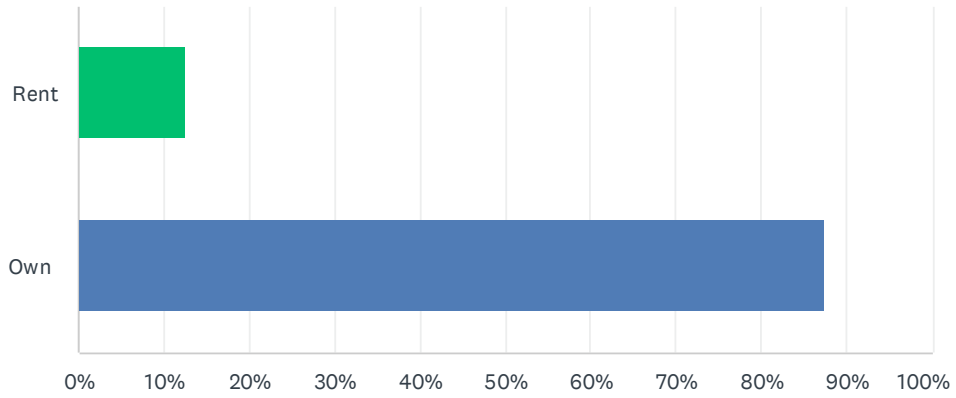
Answered: 16 Skipped: 0



ANSWER CHOICES	RESPONSES	
Live in Marina	62.50%	10
Work in Marina	0.00%	0
Both live and work in Marina	37.50%	6
Neither live or work in Marina	0.00%	0
TOTAL		16

Q11 Do you rent or own?

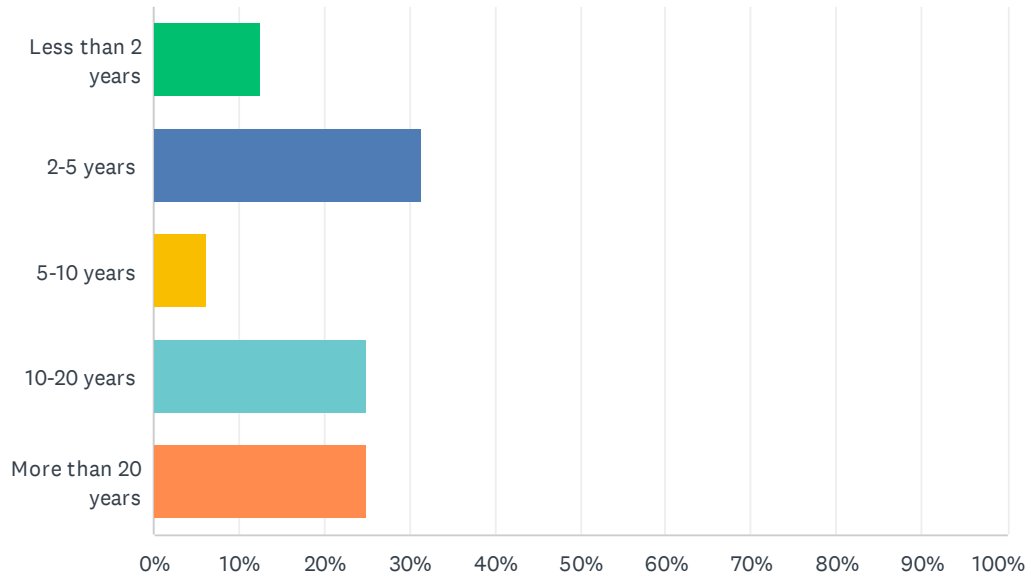
Answered: 16 Skipped: 0



ANSWER CHOICES	RESPONSES	
Rent	12.50%	2
Own	87.50%	14
TOTAL		16

Q12 How long have you lived in Marina?

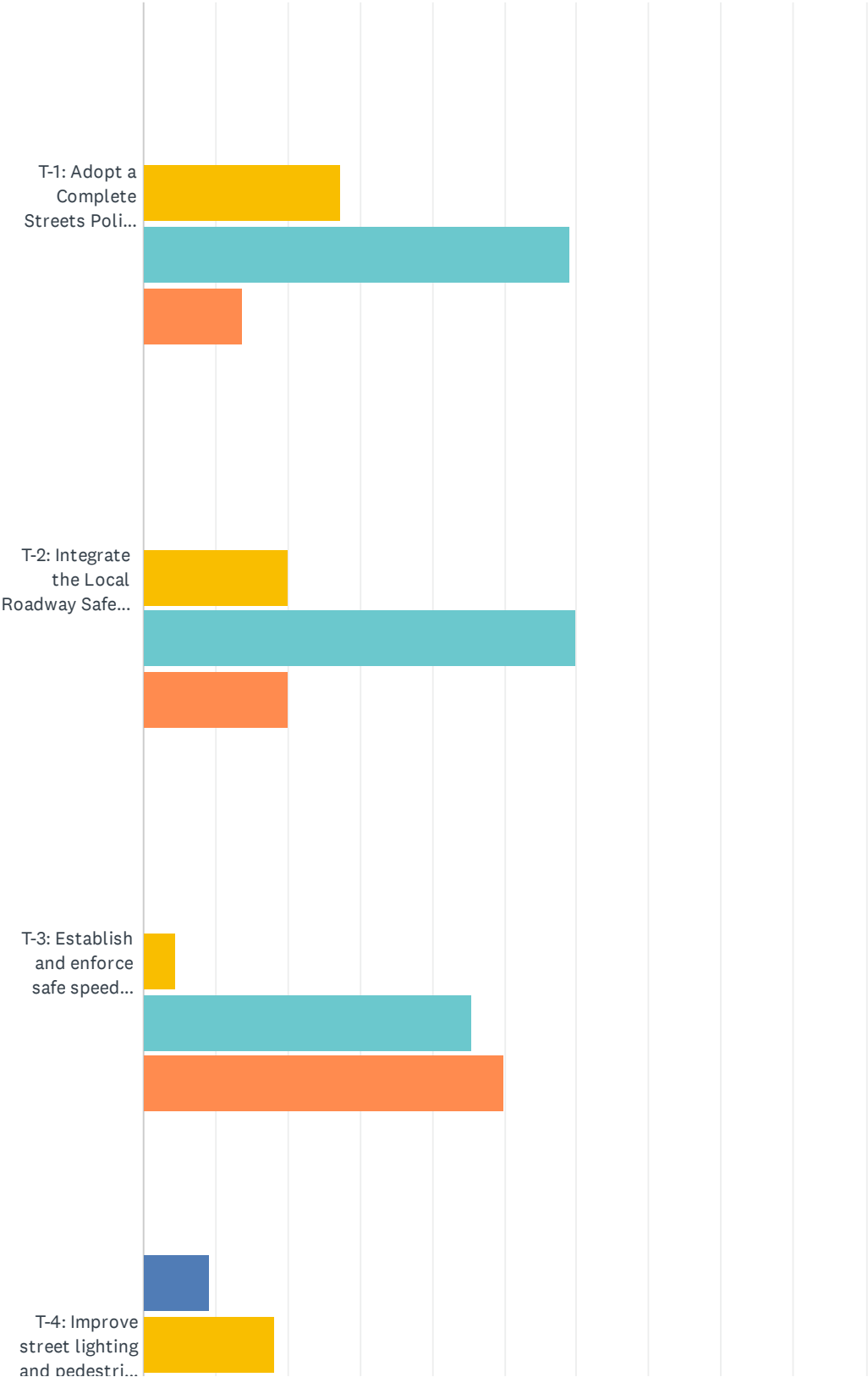
Answered: 16 Skipped: 0



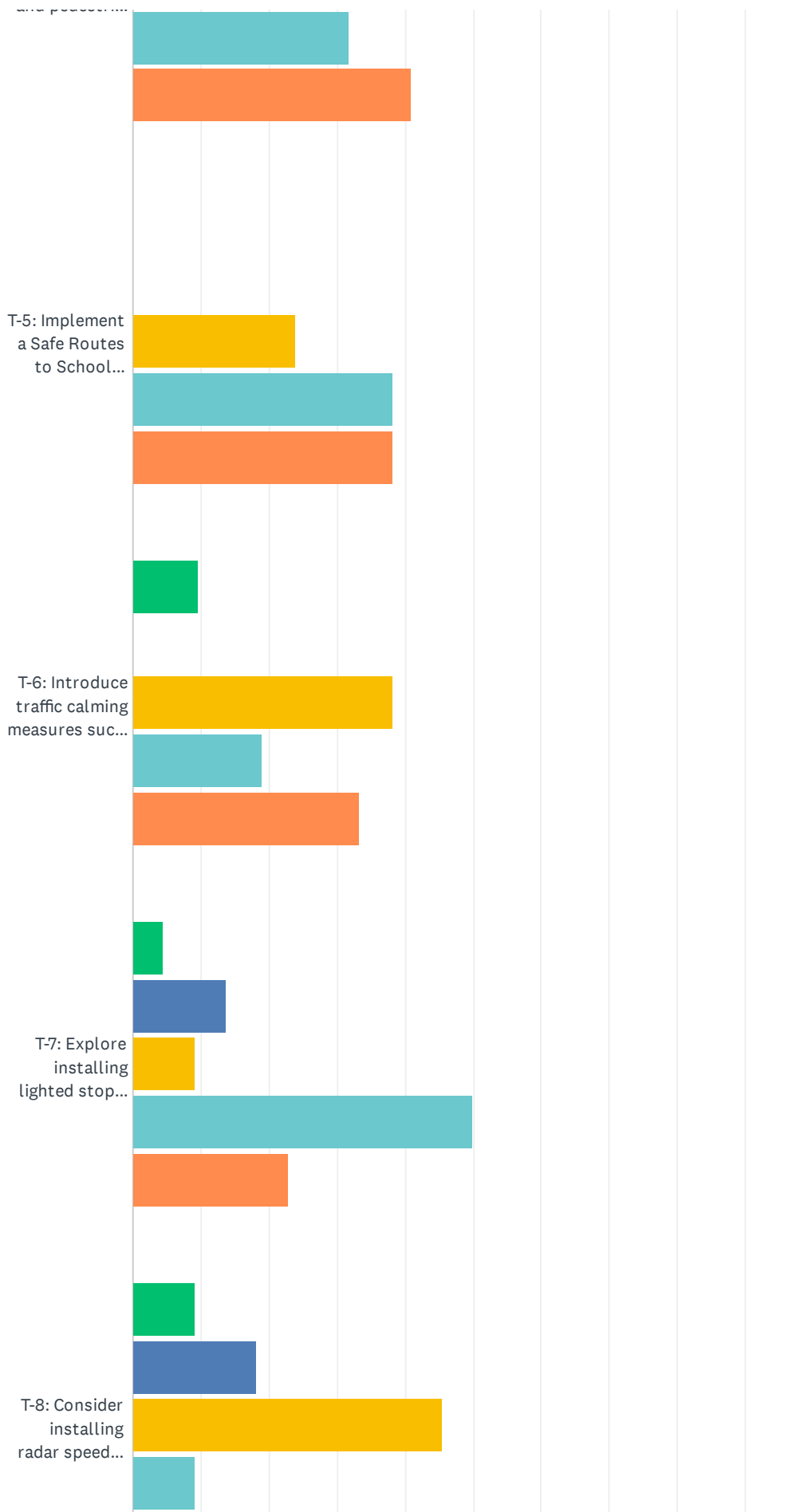
ANSWER CHOICES	RESPONSES	
Less than 2 years	12.50%	2
2-5 years	31.25%	5
5-10 years	6.25%	1
10-20 years	25.00%	4
More than 20 years	25.00%	4
TOTAL		16

Q1 Please rate your level of agreement with the following ideas related to safety in Marina.

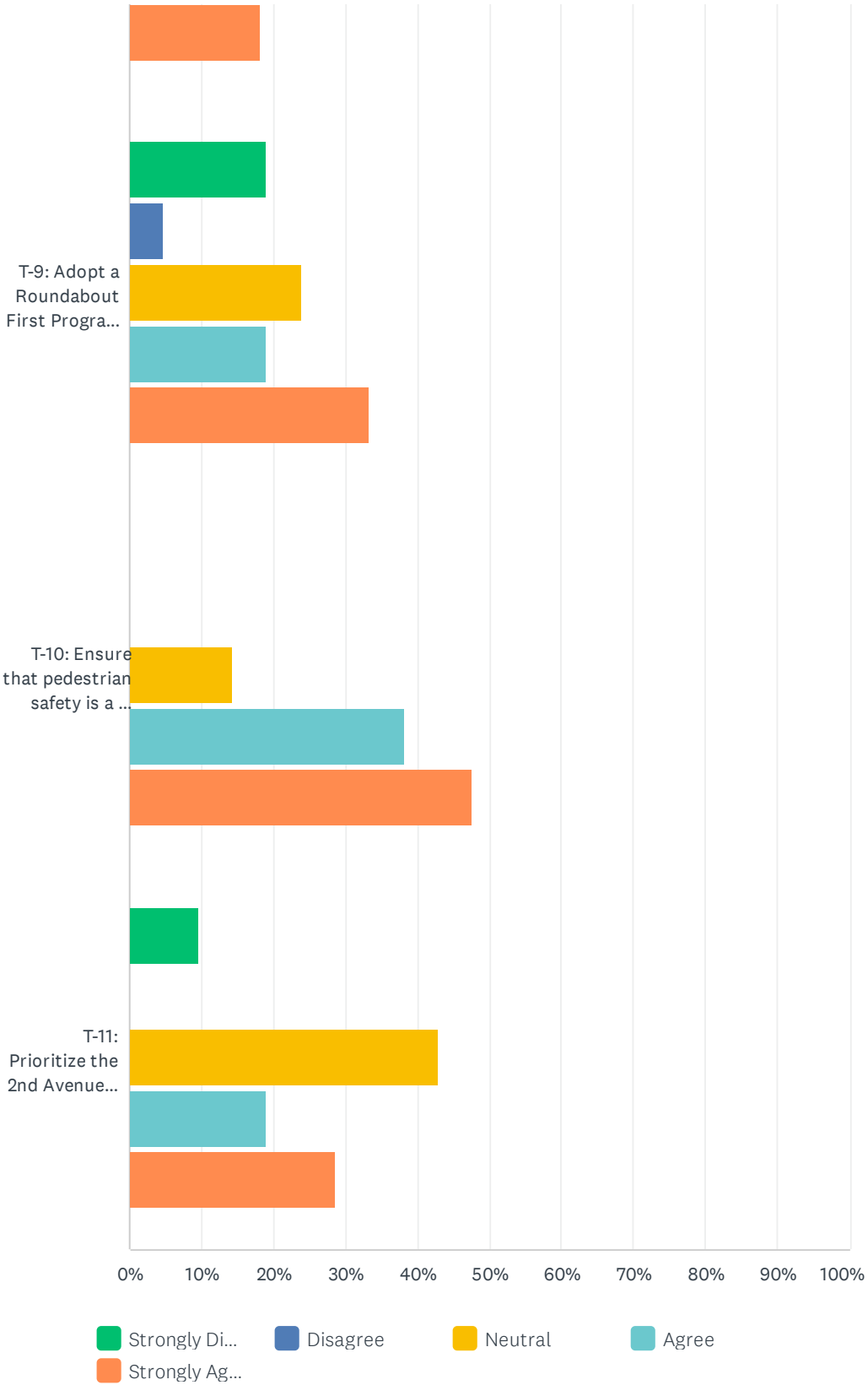
Answered: 22 Skipped: 0



Marina GPU Survey 3D: Transportation Policy Ideas



Marina GPU Survey 3D: Transportation Policy Ideas

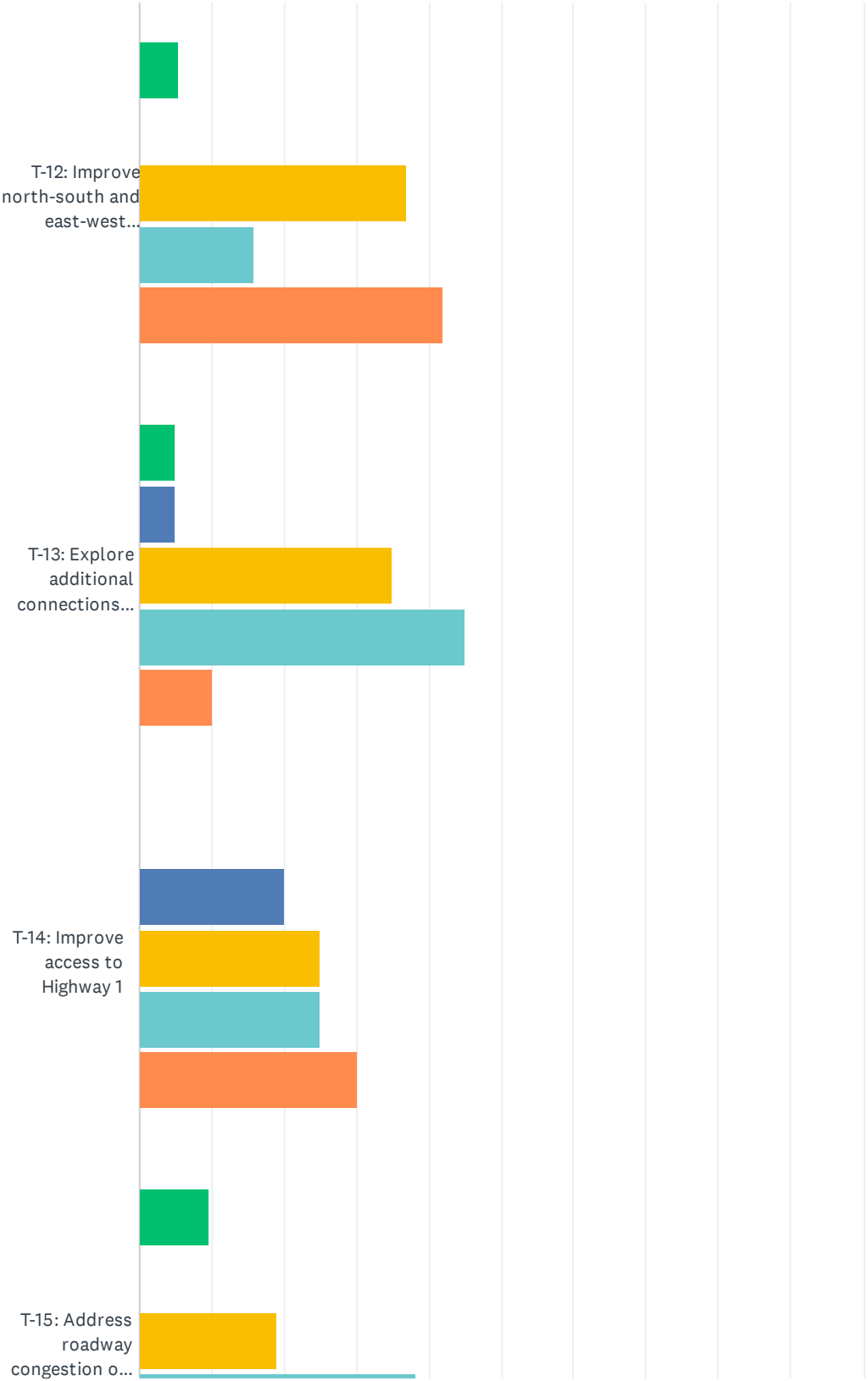


Marina GPU Survey 3D: Transportation Policy Ideas

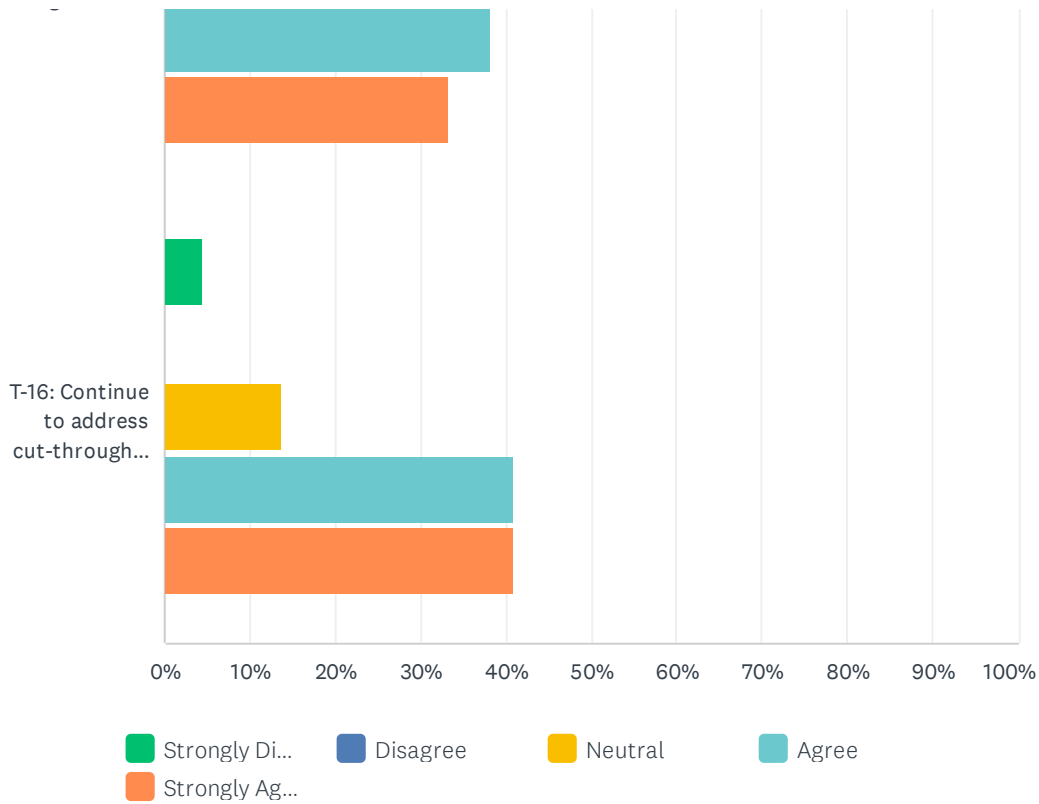
	STRONGLY DISAGREE	DISAGREE	NEUTRAL	AGREE	STRONGLY AGREE	TOTAL	WEIGHTED AVERAGE
T-1: Adopt a Complete Streets Policy to ensure appropriate design standards for each roadway type in the City	0.00% 0	0.00% 0	27.27% 6	59.09% 13	13.64% 3	22	3.86
T-2: Integrate the Local Roadway Safety Plan (LRSP) into the Capital Improvements Plan to guide prioritization of traffic safety improvements	0.00% 0	0.00% 0	20.00% 4	60.00% 12	20.00% 4	20	4.00
T-3: Establish and enforce safe speed limits, particularly on streets with high pedestrian and cyclist activity	0.00% 0	0.00% 0	4.55% 1	45.45% 10	50.00% 11	22	4.45
T-4: Improve street lighting and pedestrian signage, particularly near schools, parks, and commercial areas	0.00% 0	9.09% 2	18.18% 4	31.82% 7	40.91% 9	22	4.05
T-5: Implement a Safe Routes to School (SRTS) program	0.00% 0	0.00% 0	23.81% 5	38.10% 8	38.10% 8	21	4.14
T-6: Introduce traffic calming measures such as speed humps, narrowing lanes, and road diets on residential streets (such as DeForest, Crescent, and Cardoza)	9.52% 2	0.00% 0	38.10% 8	19.05% 4	33.33% 7	21	3.67
T-7: Explore installing lighted stop signs and/or traffic mirrors at intersections with known collision problems	4.55% 1	13.64% 3	9.09% 2	50.00% 11	22.73% 5	22	3.73
T-8: Consider installing radar speed signs (that instantly display the speed of a moving vehicle) on corridors with known speeding issues	9.09% 2	18.18% 4	45.45% 10	9.09% 2	18.18% 4	22	3.09
T-9: Adopt a Roundabout First Program, requiring roundabouts to be considered as the primary option for intersections	19.05% 4	4.76% 1	23.81% 5	19.05% 4	33.33% 7	21	3.43
T-10: Ensure that pedestrian safety is a key consideration in the design of future roundabouts	0.00% 0	0.00% 0	14.29% 3	38.10% 8	47.62% 10	21	4.33
T-11: Prioritize the 2nd Avenue corridor for future mobility safety improvements as the Dunes is developed	9.52% 2	0.00% 0	42.86% 9	19.05% 4	28.57% 6	21	3.57

Q2 Please rate your level of agreement with the following ideas related to Roadway Connectivity in Marina.

Answered: 22 Skipped: 0



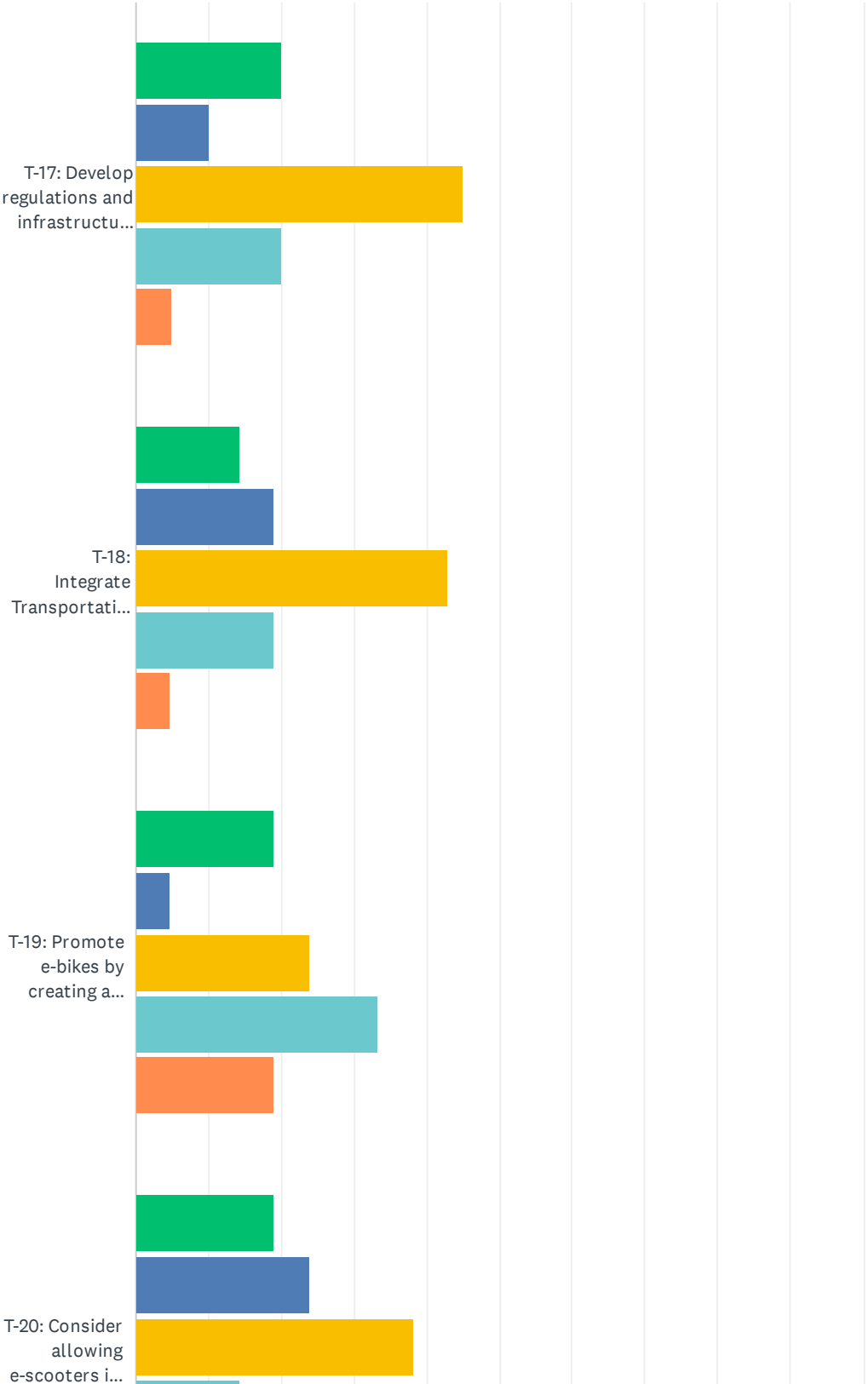
Marina GPU Survey 3D: Transportation Policy Ideas



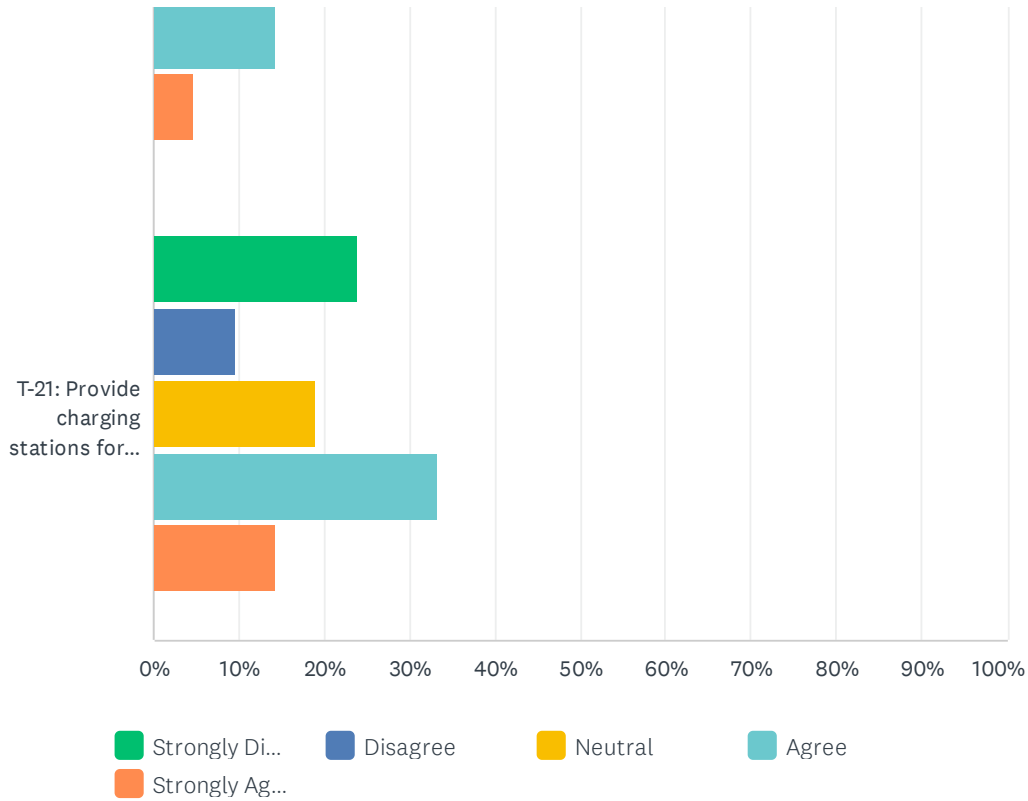
	STRONGLY DISAGREE	DISAGREE	NEUTRAL	AGREE	STRONGLY AGREE	TOTAL	WEIGHTED AVERAGE
T-12: Improve north-south and east-west connections by extending the following roadways:- Cypress Knolls future road network and connections- Patton Parkway connection from High School to Del Monte- Completion of 8th Street along north side of CSUMB- 2nd Avenue Extension from Imjin Pkwy to Del Monte Boulevard- DeForest Road north of Beach Road through Marina Station (connecting to Del Monte)- Walmart area development and new roadway connections	5.26% 1	0.00% 0	36.84% 7	15.79% 3	42.11% 8	19	3.89
T-13: Explore additional connections within Central Marina such as extending Crescent Street southward as Cypress Knolls is redeveloped	5.00% 1	5.00% 1	35.00% 7	45.00% 9	10.00% 2	20	3.50
T-14: Improve access to Highway 1	0.00% 0	20.00% 4	25.00% 5	25.00% 5	30.00% 6	20	3.65
T-15: Address roadway congestion on Reservation Road, Imjin Parkway, Del Monte Boulevard, and 2nd Avenue	9.52% 2	0.00% 0	19.05% 4	38.10% 8	33.33% 7	21	3.86
T-16: Continue to address cut-through traffic (Salinas to Monterey)	4.55% 1	0.00% 0	13.64% 3	40.91% 9	40.91% 9	22	4.14

Q3 Please rate your level of agreement with the following ideas related to future mobility in Marina.

Answered: 21 Skipped: 1



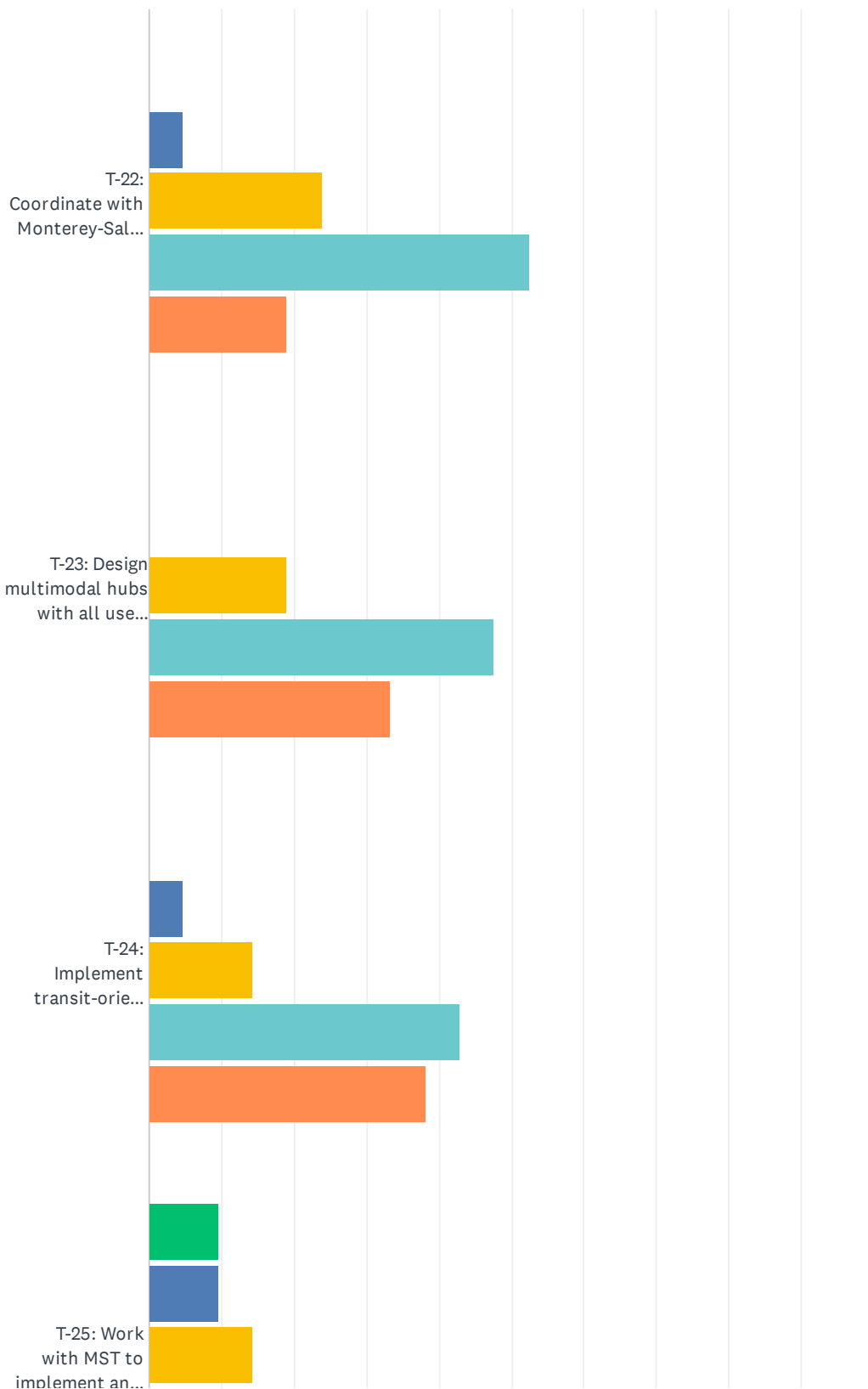
Marina GPU Survey 3D: Transportation Policy Ideas



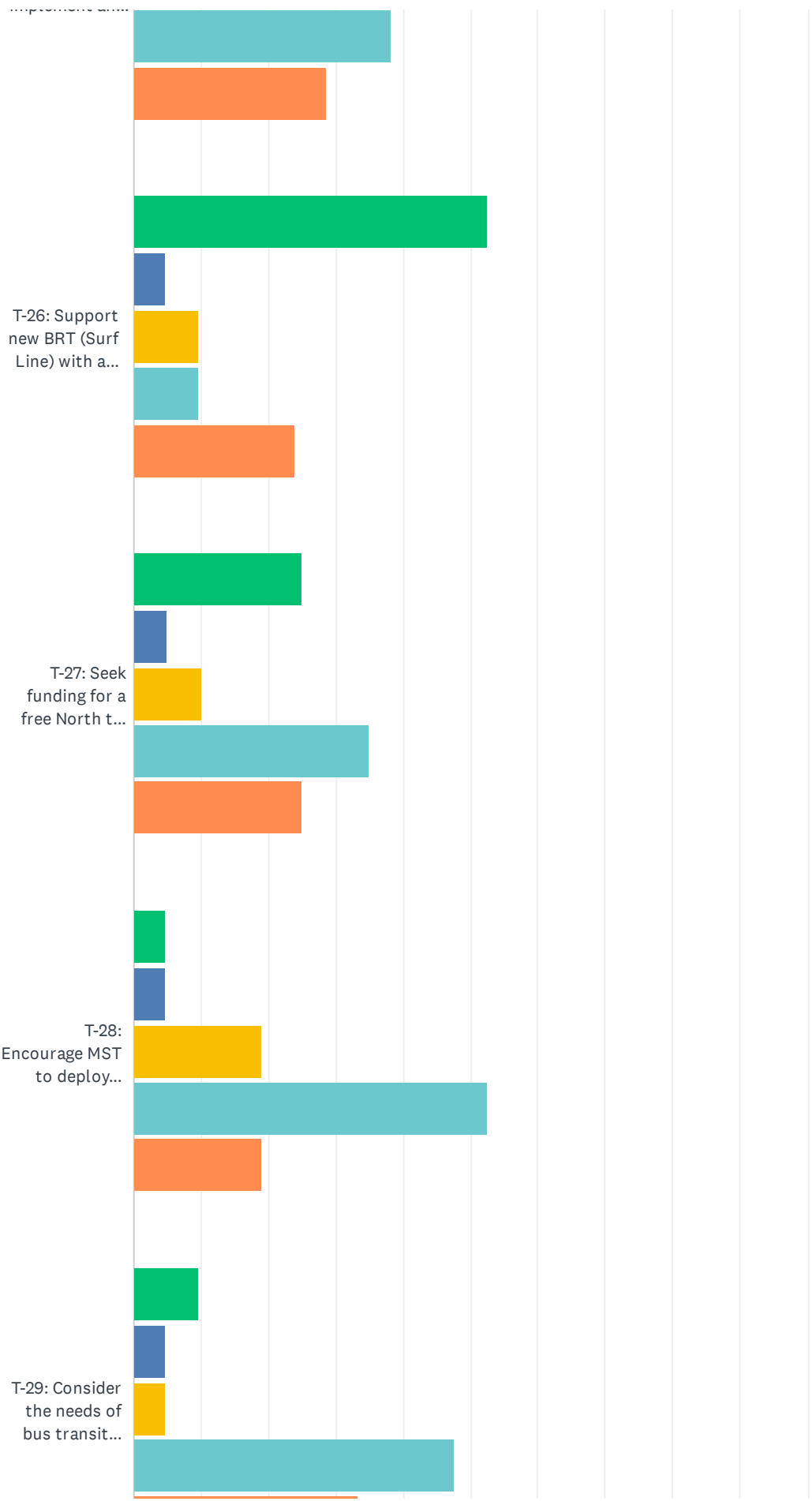
	STRONGLY DISAGREE	DISAGREE	NEUTRAL	AGREE	STRONGLY AGREE	TOTAL	WEIGHTED AVERAGE
T-17: Develop regulations and infrastructure to safely accommodate AVs on city streets, including pilot programs and real-time data sharing.	20.00% 4	10.00% 2	45.00% 9	20.00% 4	5.00% 1	20	2.80
T-18: Integrate Transportation Network Companies (TNCs), such as Uber, Lyft, and other ride-hailing services, into the city's transportation ecosystem	14.29% 3	19.05% 4	42.86% 9	19.05% 4	4.76% 1	21	2.81
T-19: Promote e-bikes by creating a supportive regulatory environment	19.05% 4	4.76% 1	23.81% 5	33.33% 7	19.05% 4	21	3.29
T-20: Consider allowing e-scooters in Marina if they are regulated and geofenced appropriately	19.05% 4	23.81% 5	38.10% 8	14.29% 3	4.76% 1	21	2.62
T-21: Provide charging stations for EVs and e-bikes	23.81% 5	9.52% 2	19.05% 4	33.33% 7	14.29% 3	21	3.05

Q4 Please rate your level of agreement with the following ideas related to transit and multimodal hubs in Marina.

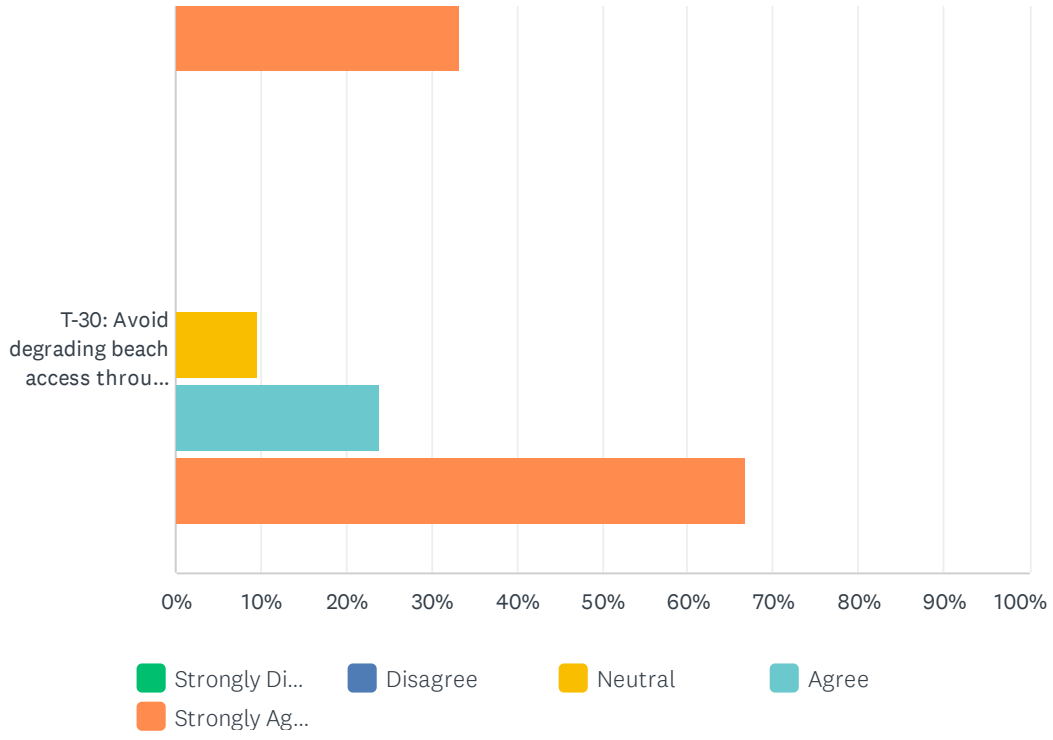
Answered: 21 Skipped: 1



Marina GPU Survey 3D: Transportation Policy Ideas



Marina GPU Survey 3D: Transportation Policy Ideas

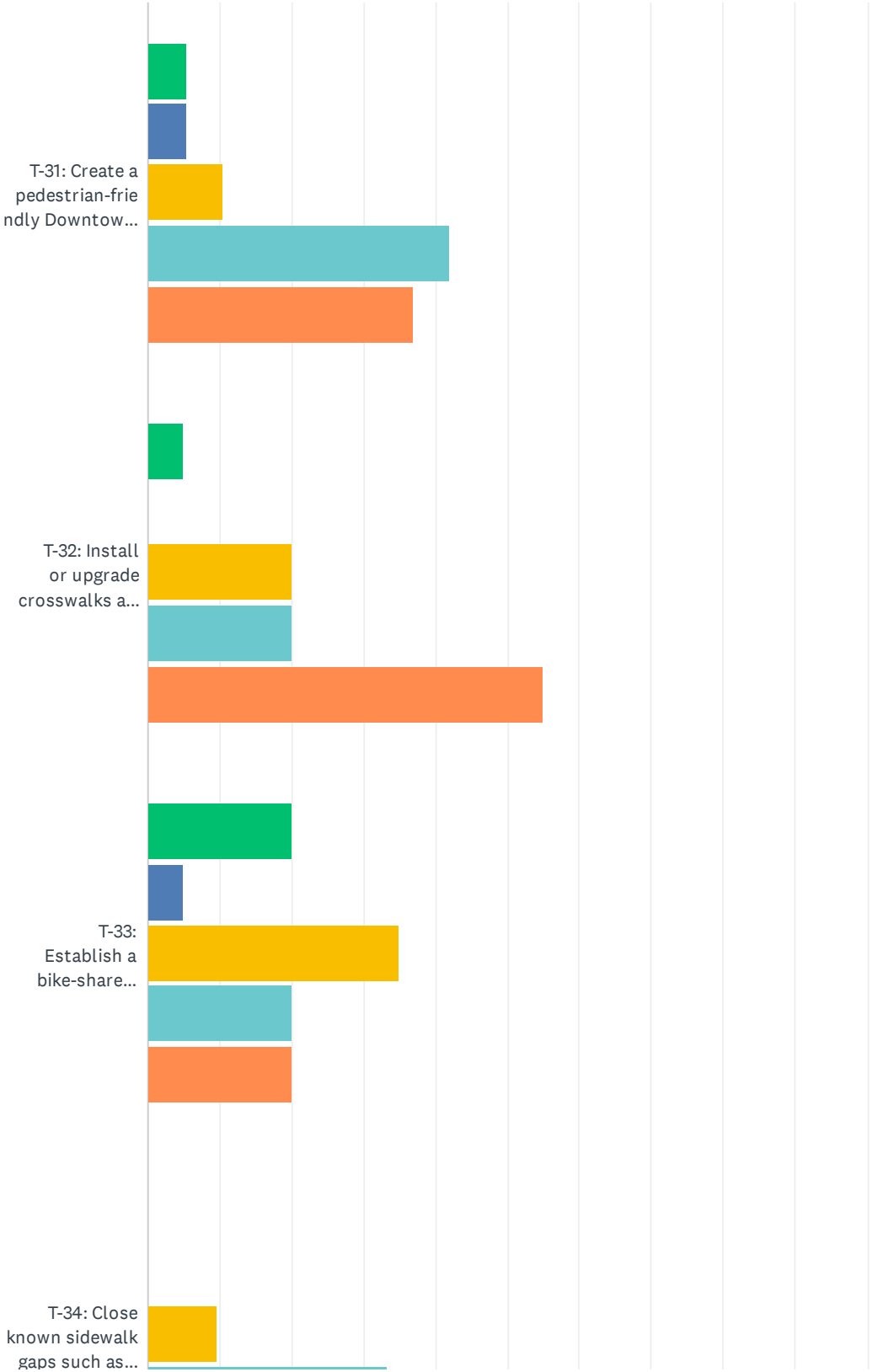


Marina GPU Survey 3D: Transportation Policy Ideas

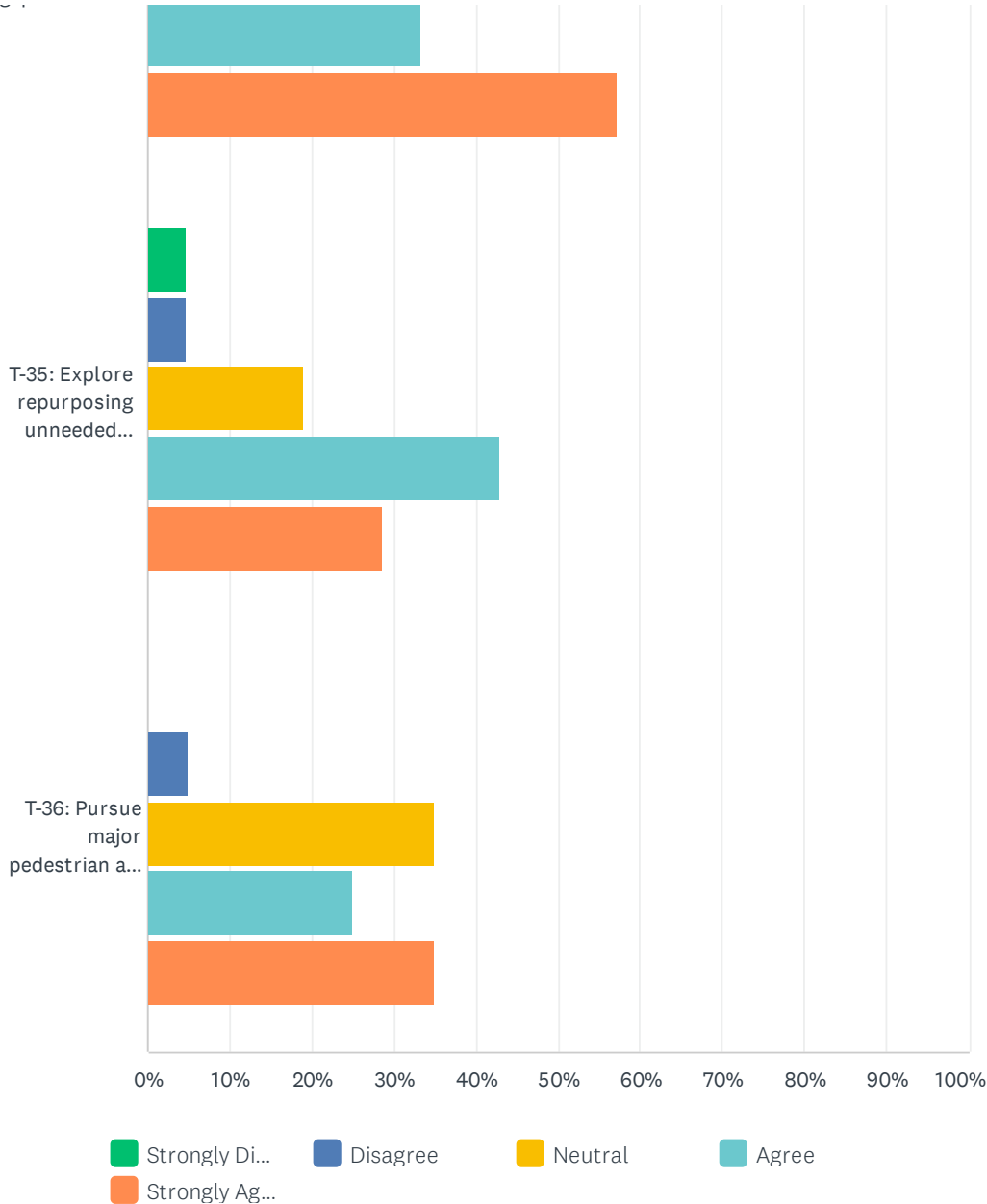
	STRONGLY DISAGREE	DISAGREE	NEUTRAL	AGREE	STRONGLY AGREE	TOTAL	WEIGHTED AVERAGE
T-22: Coordinate with Monterey-Salinas Transit (MST) to develop multimodal hubs that provide user-friendly connections between all transportation modes	0.00% 0	4.76% 1	23.81% 5	52.38% 11	19.05% 4	21	3.86
T-23: Design multimodal hubs with all users in mind, including those with disabilities, the elderly, and families with children	0.00% 0	0.00% 0	19.05% 4	47.62% 10	33.33% 7	21	4.14
T-24: Implement transit-oriented improvements in Downtown	0.00% 0	4.76% 1	14.29% 3	42.86% 9	38.10% 8	21	4.14
T-25: Work with MST to implement and improve bus rapid transit (BRT) to future mobility hubs, Salinas, Monterey, Downtown Marina, and other major regional destinations	9.52% 2	9.52% 2	14.29% 3	38.10% 8	28.57% 6	21	3.67
T-26: Support new BRT (Surf Line) with a new mobility hub at 1st Ave and 5th St	52.38% 11	4.76% 1	9.52% 2	9.52% 2	23.81% 5	21	2.48
T-27: Seek funding for a free North to South circulator within town that is accessible to all residents and students	25.00% 5	5.00% 1	10.00% 2	35.00% 7	25.00% 5	20	3.30
T-28: Encourage MST to deploy smaller, on-demand buses that circulate within marina's neighborhoods	4.76% 1	4.76% 1	19.05% 4	52.38% 11	19.05% 4	21	3.76
T-29: Consider the needs of bus transit when planning new neighborhoods	9.52% 2	4.76% 1	4.76% 1	47.62% 10	33.33% 7	21	3.90
T-30: Avoid degrading beach access through future transportation improvements	0.00% 0	0.00% 0	9.52% 2	23.81% 5	66.67% 14	21	4.57

Q5 Please rate your level of agreement with the following ideas related to active transportation in Marina.

Answered: 21 Skipped: 1



Marina GPU Survey 3D: Transportation Policy Ideas



Marina GPU Survey 3D: Transportation Policy Ideas

	STRONGLY DISAGREE	DISAGREE	NEUTRAL	AGREE	STRONGLY AGREE	TOTAL	WEIGHTED AVERAGE
T-31: Create a pedestrian-friendly Downtown through traffic calming, protected bicycle lanes, enhanced pedestrian amenities, and improved transit facilities	5.26% 1	5.26% 1	10.53% 2	42.11% 8	36.84% 7	19	4.00
T-32: Install or upgrade crosswalks at key intersections with high-visibility markings, pedestrian signals, and bulb-outs	5.00% 1	0.00% 0	20.00% 4	20.00% 4	55.00% 11	20	4.20
T-33: Establish a bike-share program in collaboration with neighboring cities, CSUMB and other institutions	20.00% 4	5.00% 1	35.00% 7	20.00% 4	20.00% 4	20	3.15
T-34: Close known sidewalk gaps such as along Carmel, Beach, and Reindollar Ave	0.00% 0	0.00% 0	9.52% 2	33.33% 7	57.14% 12	21	4.48
T-35: Explore repurposing unneeded percolation ponds for enhanced pedestrian and bicycle connectivity	4.76% 1	4.76% 1	19.05% 4	42.86% 9	28.57% 6	21	3.86
T-36: Pursue major pedestrian and bicycle Improvements, including:- Ped/Bike Bridge from DiMaggio Park to Library- Bike Lanes in University Village and Marina Station- FORTAG Trail Improvements- Safe Walk and Bike to School Program- Enhanced Connections to CSUMB- CSUMB Master Plan Bike Improvements- Multiuse path as part of 2nd Avenue extension	0.00% 0	5.00% 1	35.00% 7	25.00% 5	35.00% 7	20	3.90

Q6 Of all the ideas presented above, what is most important to you? Please provide your response below.

Answered: 12 Skipped: 10

#	RESPONSES	DATE
1	Improved bike and pedestrian access and lanes. Our roads are too wide and encourage highway speeds. Also don't degrade existing open space near high school by paving over rare plants. Cars shouldn't be the most important thing.	2/28/2025 2:21 PM
2	Improving the existing bike paths we have and allowing bike friendly passage to different parts of town including to and from new and old Marina	2/24/2025 2:35 PM
3	Improve safety and accessibility for walking and biking in Marina.	2/21/2025 9:43 PM
4	Enhanced public transit within Marina	2/20/2025 3:37 PM
5	Enforce existing traffic laws.	2/13/2025 5:55 PM
6	Addressing volume of traffic on roads prior to reducing Del Monte and Reservation capacity (by increasing pedestrian and bike access). I support those things, but not before the cars are able to travel a different (faster) path.	2/12/2025 4:29 PM
7	Traffic calming. Speed limit enforcement to include collector streets	2/12/2025 2:20 PM
8	safe walkability	2/12/2025 1:38 PM
9	Include multi-modal transportation planning into all new developments.	2/12/2025 10:13 AM
10	Support improvements to multi modal transportation that DON'T degrade our beautiful coast. SURF line should not be implemented for many reasons. 2nd Avenue extension plans cannot mitigate the destruction of habitat for rare Sand Gilia.	2/12/2025 9:53 AM
11	Improved connections between "old" and "new" Marina with focus on pedestrian access and safety.	2/11/2025 4:47 PM
12	First, last mile bike/ped connections to transit stops and stations are critically important for those needing access to the bus for school, work, recreation, medical appointments within and beyond Marina city limits. The most common way for transit users to get to the bus is by walking or biking.	2/11/2025 1:11 PM

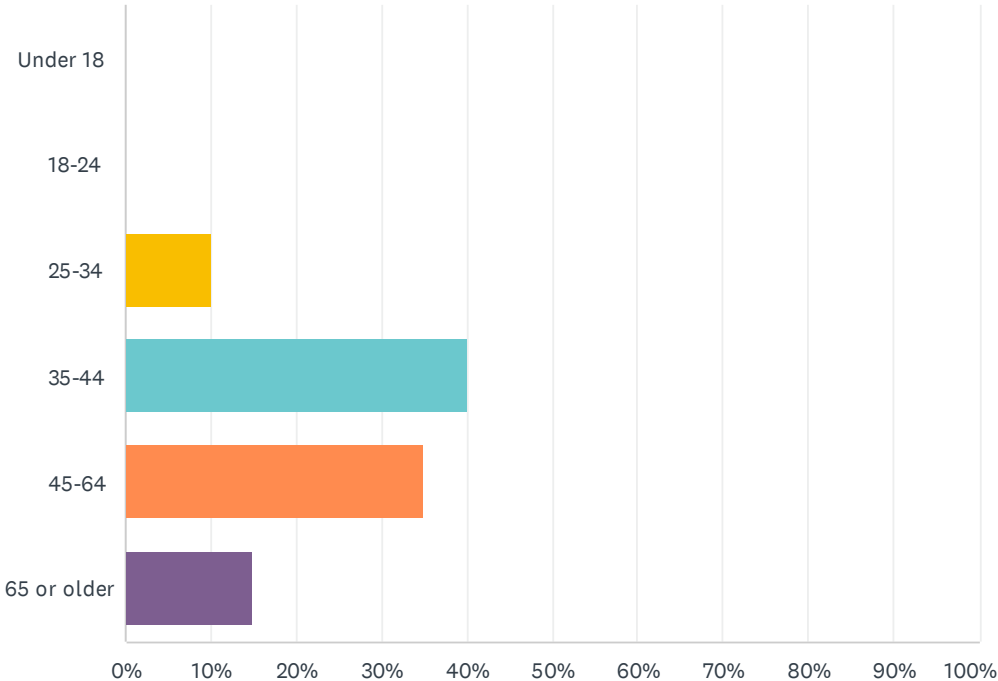
Q7 Do you have any other ideas or comments related to transportation in Marina? If so, please use the space below to leave additional comments.

Answered: 13 Skipped: 9

#	RESPONSES	DATE
1	Repurposing Perc ponds as open spaces/parks for recreation and bike/pedestrian access is a great idea and will add so much value to the neighborhoods! Could be very special!	2/28/2025 2:21 PM
2	T-16: The City of Marina is currently widening Imjin Parkway. This project creates a highway through our City and provides zero benefits to Marina residents, while encouraging Salinas to Monterey cut through traffic to use Marina as a bypass route rather than highway 68. The expensive roundabouts and additional asphalt will increase the City's maintenance obligations. The multi-lane high speed roundabouts will experience more traffic collisions and become long term liabilities. At face value this seems to be a huge mistake that the City should consider mitigating in the new General Plan Circulation Element.	2/24/2025 8:07 AM
3	I would ride my bike around town more instead of driving if I felt safe doing so. I wish we had bike/pedestrian-friendly infrastructure. I would like to ride bikes with my kid to elementary school but don't feel safe.	2/21/2025 9:43 PM
4	Needs to be larger parking spaces in commercial parking lots and more required parking for houses and apartments.	2/21/2025 3:44 PM
5	Better public transit throughout Marina will help with commuter traffic congestion. The SURF line is a terrible idea as it's presented. It will go unused until public transportation from Seaside to Carmel/ PG/ Pebble Beach is easily accessible and efficient.	2/20/2025 3:37 PM
6	Oppose the proposed bus lane through the dunes (replacing rails). The current project make little sense and will greatly disrupt the dunes environment. There are other options to improve traffic on the highway	2/19/2025 11:51 AM
7	Why do bicyclists ignore the bike lanes and always ride on the sidewalks?	2/13/2025 5:55 PM
8	Make Imjin a toll road for non-residents? Require parking permits for in dense areas of Marina (2 free per household, or similar to Monterey's residential parking policies). Lastly, addressing the on and off ramps at Imjin, as they are very dangerous due to strange angles and poor signage.	2/12/2025 4:29 PM
9	Collector streets can have traffic calming devices. To claim otherwise is lying.	2/12/2025 2:20 PM
10	Fix the roads in central Marina. Palm Ave is dangerous to walk, and it's right next to the fire station and city center	2/12/2025 1:38 PM
11	We moved to Marina with the priorities of walkability providing less dependence on motor vehicles. That promise has been compromised when opening access (ie the recently reopened California Ave) results in cross through traffic at unsafe speeds cutting through neighborhoods to avoid stoplights and stop signs.	2/11/2025 4:47 PM
12	Do NOT make Del Monte and Reservation Road one lane only. Traffic is bad enough already, why make it worse.	2/11/2025 1:24 PM
13	Complete streets policies need to address safe public transit bus travel and turning movements. See MST's Designing for Transit guidelines for travel lane width standards and bulb out considerations. Too often, Complete Streets policies fail to account for safe public transit bus operations and the contribution public transit makes for a community. This same comment can be made for Safe Routes to Schools. Bus stops at schools should be viewed as an important component of any Safe Routes to Schools plan and project.	2/11/2025 1:11 PM

Q8 What is your age?

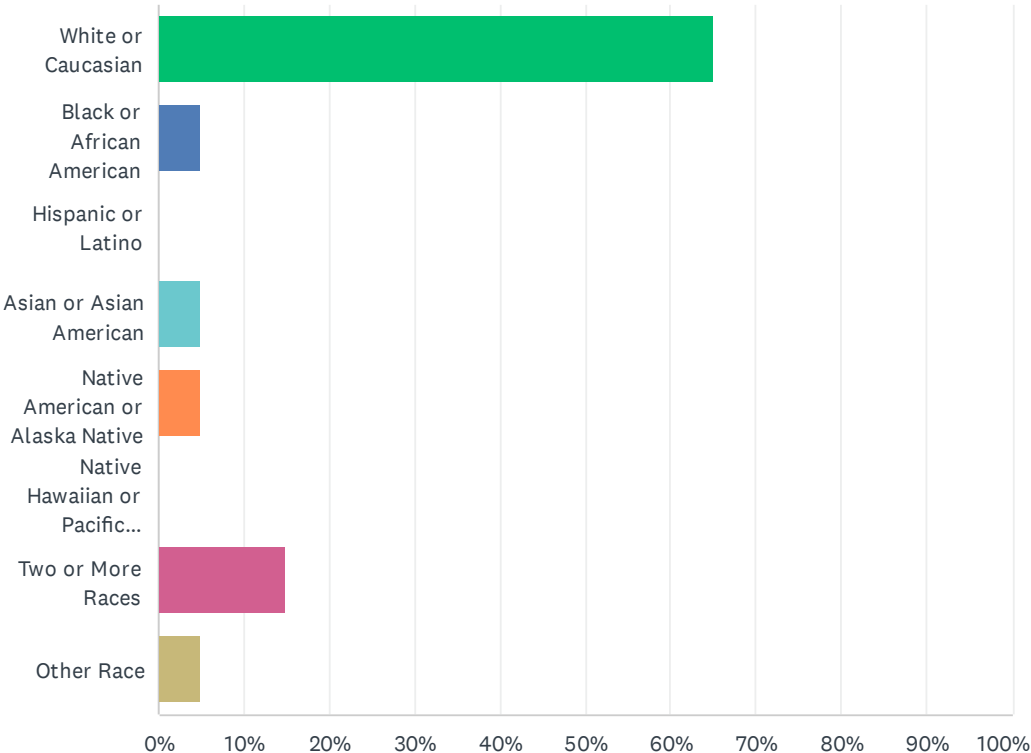
Answered: 20 Skipped: 2



ANSWER CHOICES	RESPONSES
Under 18	0.00% 0
18-24	0.00% 0
25-34	10.00% 2
35-44	40.00% 8
45-64	35.00% 7
65 or older	15.00% 3
TOTAL	20

Q9 What best describes your background?

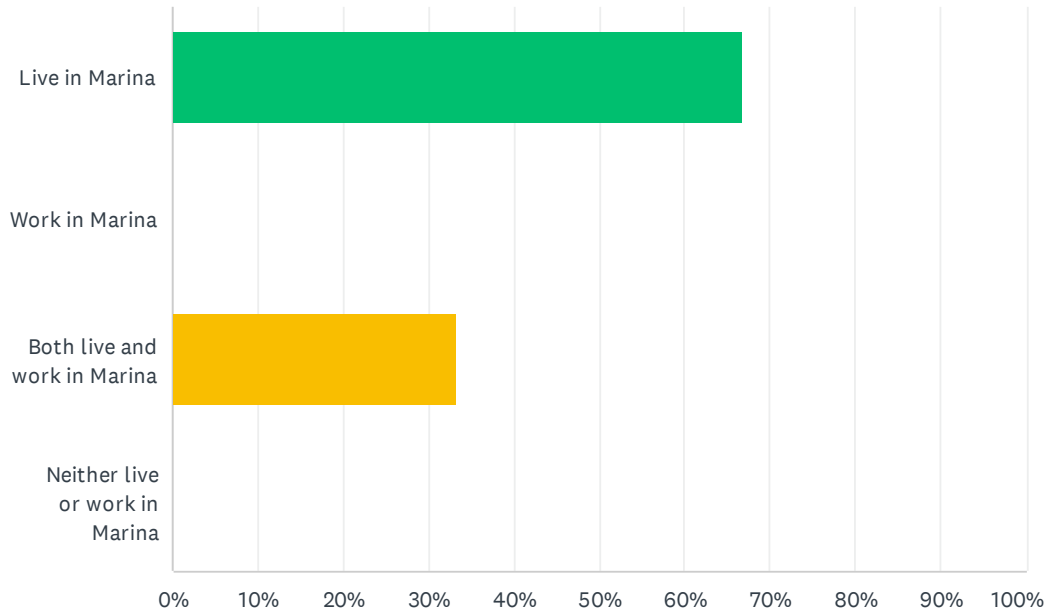
Answered: 20 Skipped: 2



ANSWER CHOICES	RESPONSES
White or Caucasian	65.00% 13
Black or African American	5.00% 1
Hispanic or Latino	0.00% 0
Asian or Asian American	5.00% 1
Native American or Alaska Native	5.00% 1
Native Hawaiian or Pacific Islander	0.00% 0
Two or More Races	15.00% 3
Other Race	5.00% 1
TOTAL	20

Q10 Do you live and work in Marina?

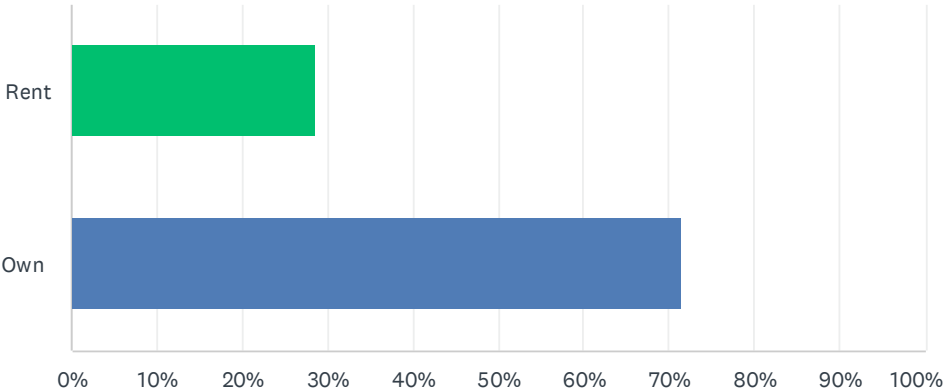
Answered: 21 Skipped: 1



ANSWER CHOICES	RESPONSES	
Live in Marina	66.67%	14
Work in Marina	0.00%	0
Both live and work in Marina	33.33%	7
Neither live or work in Marina	0.00%	0
TOTAL		21

Q11 Do you rent or own?

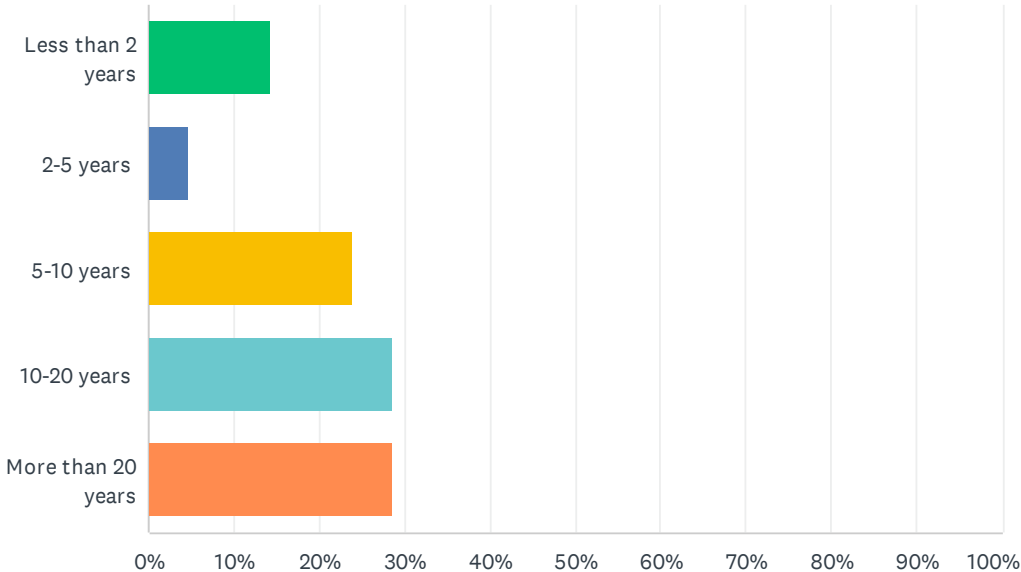
Answered: 21 Skipped: 1



ANSWER CHOICES	RESPONSES	
Rent	28.57%	6
Own	71.43%	15
TOTAL		21

Q12 How long have you lived in Marina?

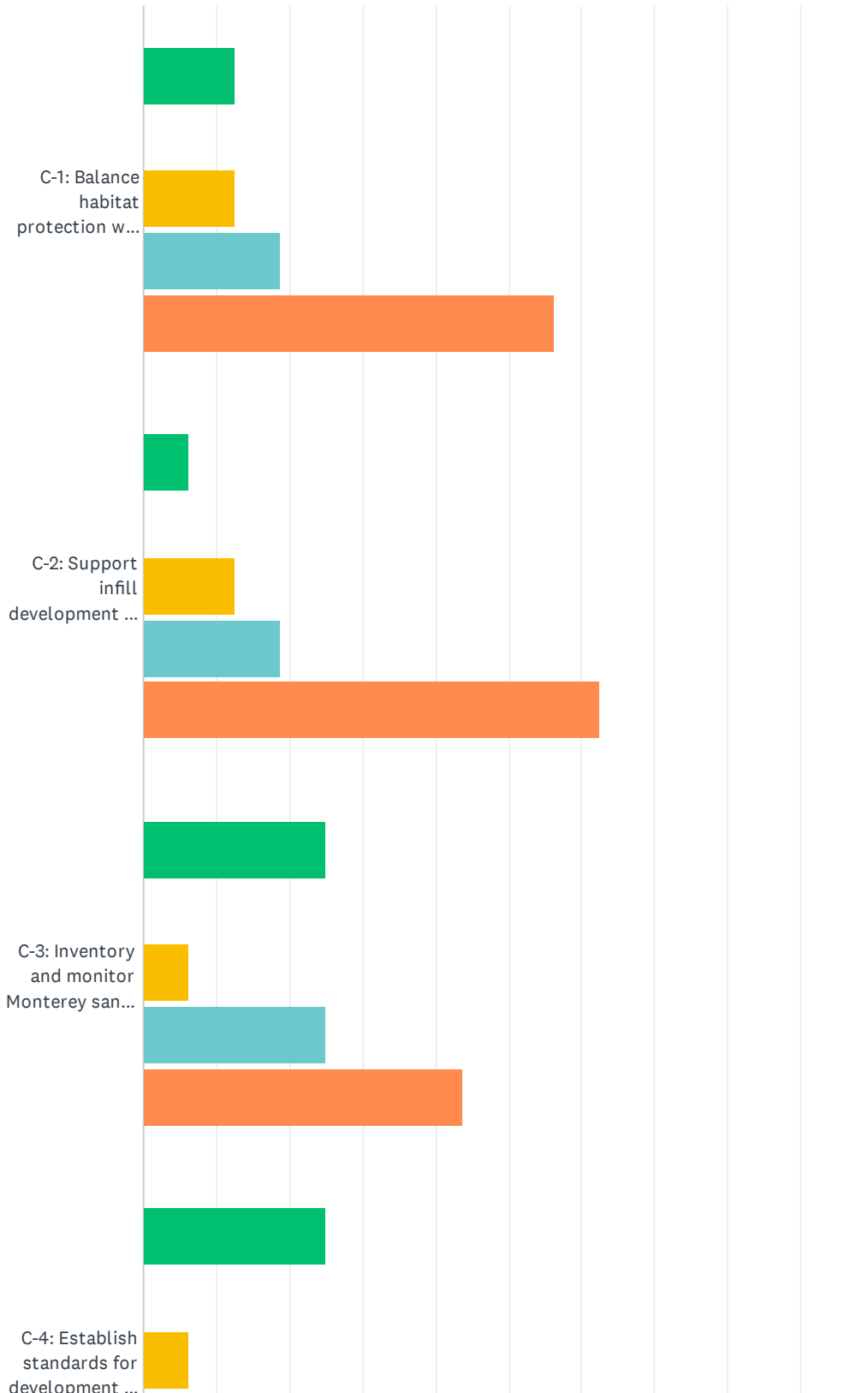
Answered: 21 Skipped: 1



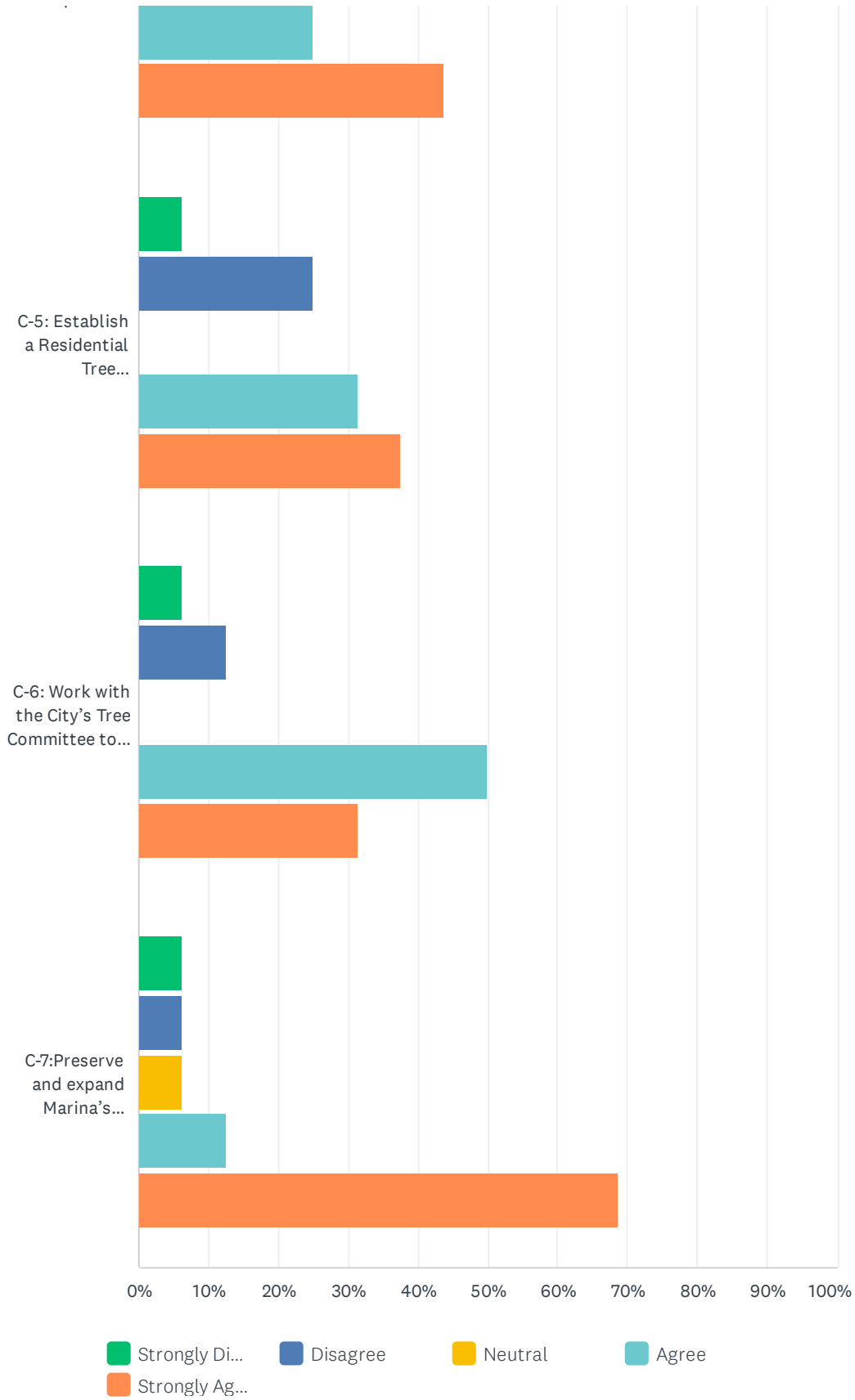
ANSWER CHOICES	RESPONSES	
Less than 2 years	14.29%	3
2-5 years	4.76%	1
5-10 years	23.81%	5
10-20 years	28.57%	6
More than 20 years	28.57%	6
TOTAL		21

Q1 Please rate your level of agreement with the following ideas related to habitats and species in Marina.

Answered: 16 Skipped: 0



Marina GPU Survey 3E: Conservation Policy Ideas

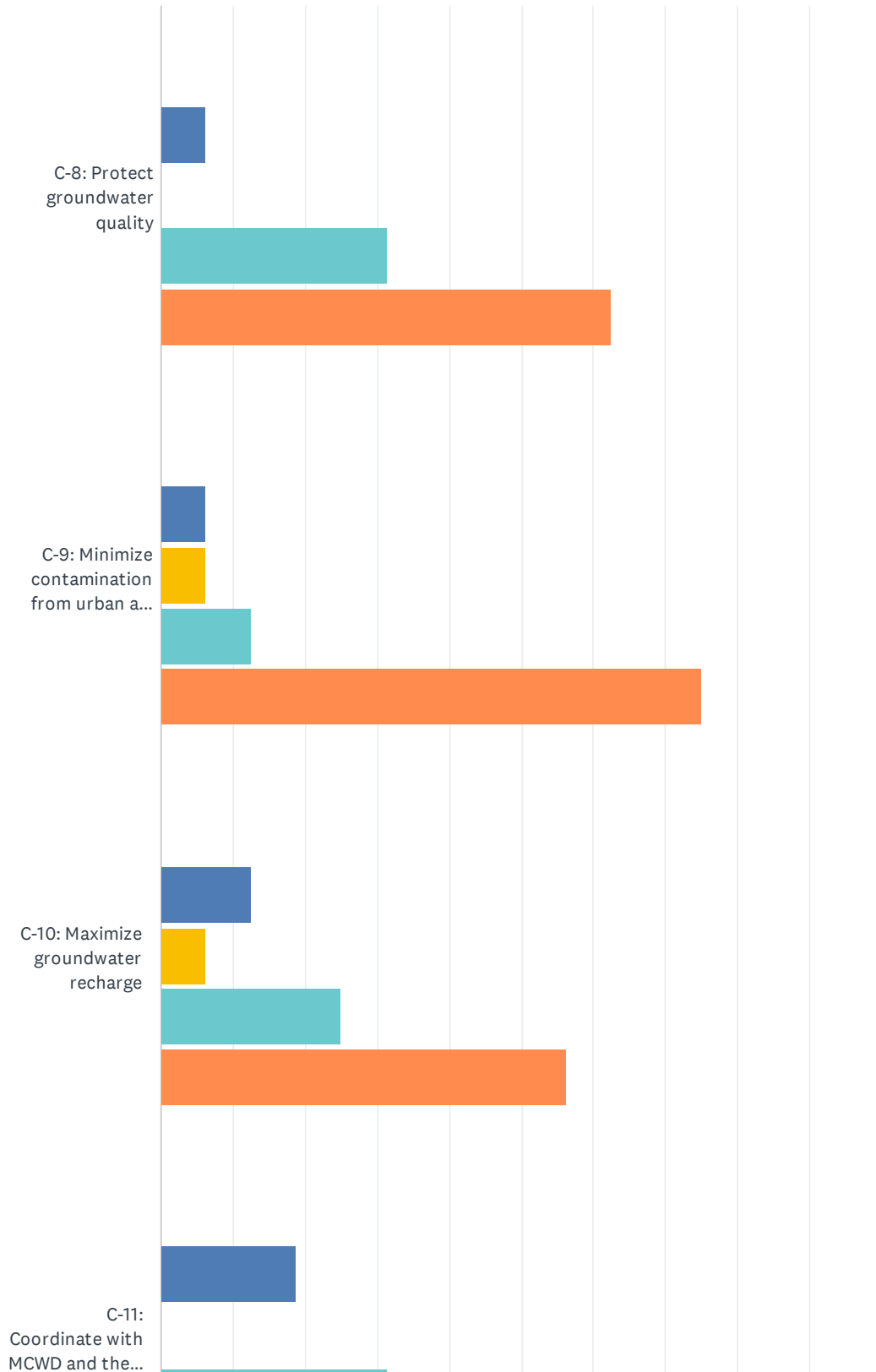


Marina GPU Survey 3E: Conservation Policy Ideas

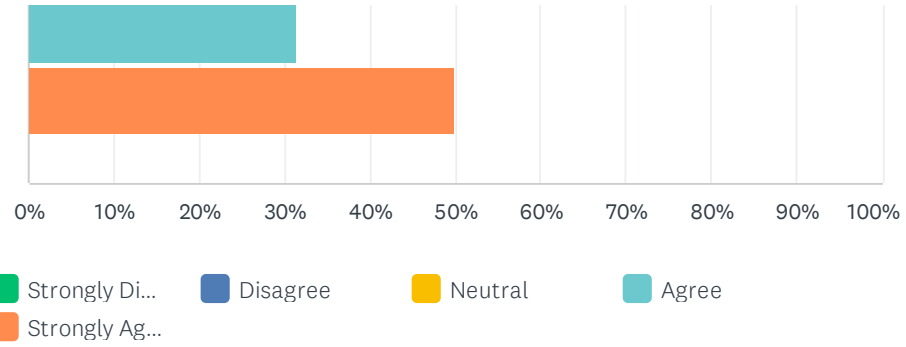
	STRONGLY DISAGREE	DISAGREE	NEUTRAL	AGREE	STRONGLY AGREE	TOTAL	WEIGHTED AVERAGE
C-1: Balance habitat protection with conscientious development	12.50% 2	0.00% 0	12.50% 2	18.75% 3	56.25% 9	16	4.06
C-2: Support infill development to protect natural open space	6.25% 1	0.00% 0	12.50% 2	18.75% 3	62.50% 10	16	4.31
C-3: Inventory and monitor Monterey sand gilia within the city	25.00% 4	0.00% 0	6.25% 1	25.00% 4	43.75% 7	16	3.63
C-4: Establish standards for development to mitigate the loss of sand gilia habitat	25.00% 4	0.00% 0	6.25% 1	25.00% 4	43.75% 7	16	3.63
C-5: Establish a Residential Tree Preservation ordinance and implement a program to financially support its implementation	6.25% 1	25.00% 4	0.00% 0	31.25% 5	37.50% 6	16	3.69
C-6: Work with the City's Tree Committee to establish list of protected trees	6.25% 1	12.50% 2	0.00% 0	50.00% 8	31.25% 5	16	3.88
C-7: Preserve and expand Marina's natural woodlands, riparian areas, and urban forest	6.25% 1	6.25% 1	6.25% 1	12.50% 2	68.75% 11	16	4.31

Q2 Please rate your level of agreement with the following ideas related to groundwater in Marina.

Answered: 16 Skipped: 0



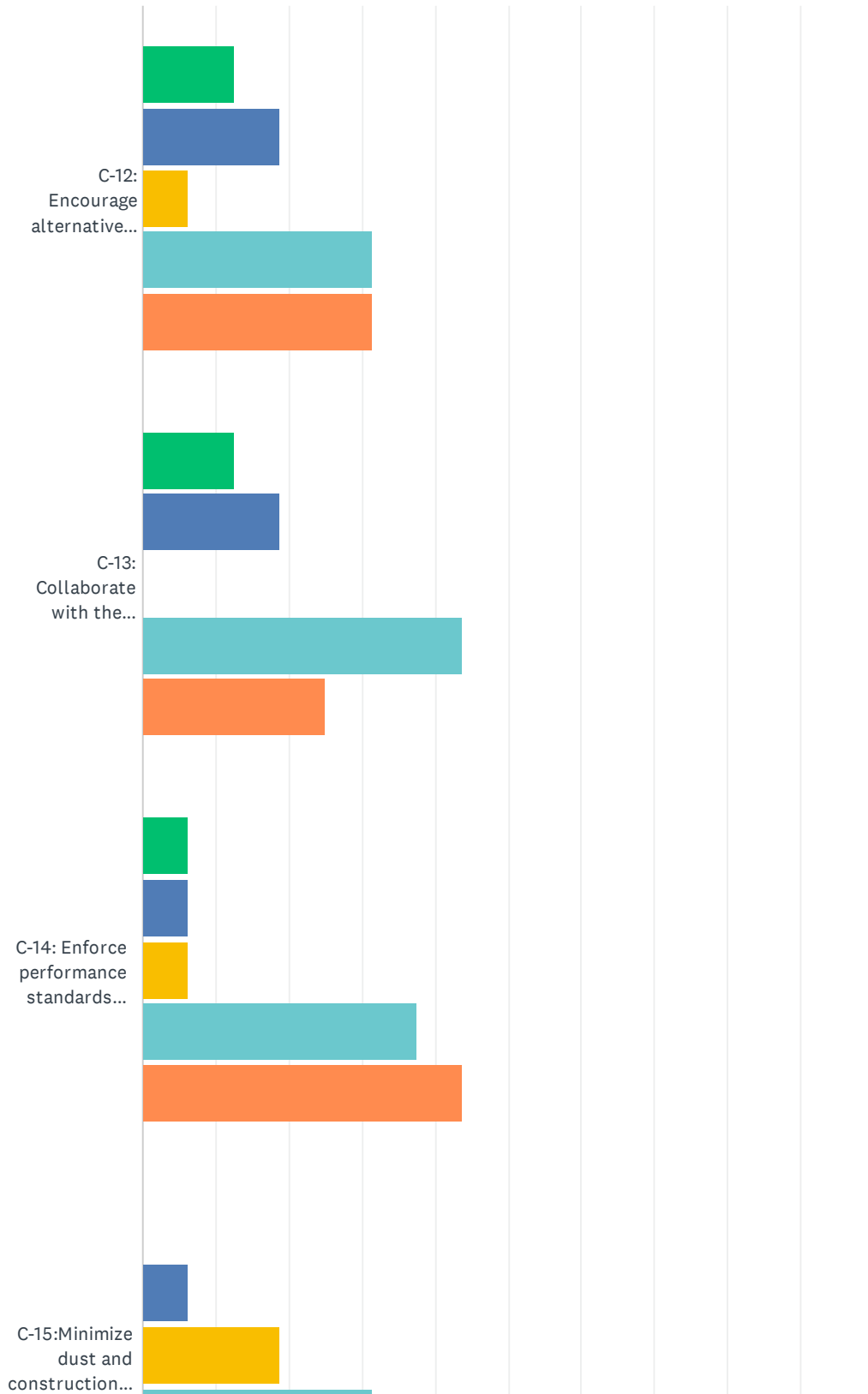
Marina GPU Survey 3E: Conservation Policy Ideas



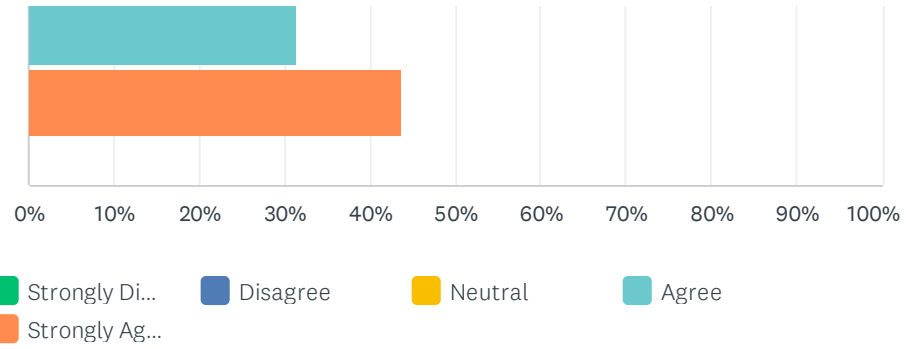
	STRONGLY DISAGREE	DISAGREE	NEUTRAL	AGREE	STRONGLY AGREE	TOTAL	WEIGHTED AVERAGE
C-8: Protect groundwater quality	0.00% 0	6.25% 1	0.00% 0	31.25% 5	62.50% 10	16	4.50
C-9: Minimize contamination from urban and agricultural runoff	0.00% 0	6.25% 1	6.25% 1	12.50% 2	75.00% 12	16	4.56
C-10: Maximize groundwater recharge	0.00% 0	12.50% 2	6.25% 1	25.00% 4	56.25% 9	16	4.25
C-11: Coordinate with MCWD and the County Water Resources Agency to manage groundwater sustainably	0.00% 0	18.75% 3	0.00% 0	31.25% 5	50.00% 8	16	4.13

Q3 Please rate your level of agreement with the following ideas related to air quality in Marina.

Answered: 16 Skipped: 0



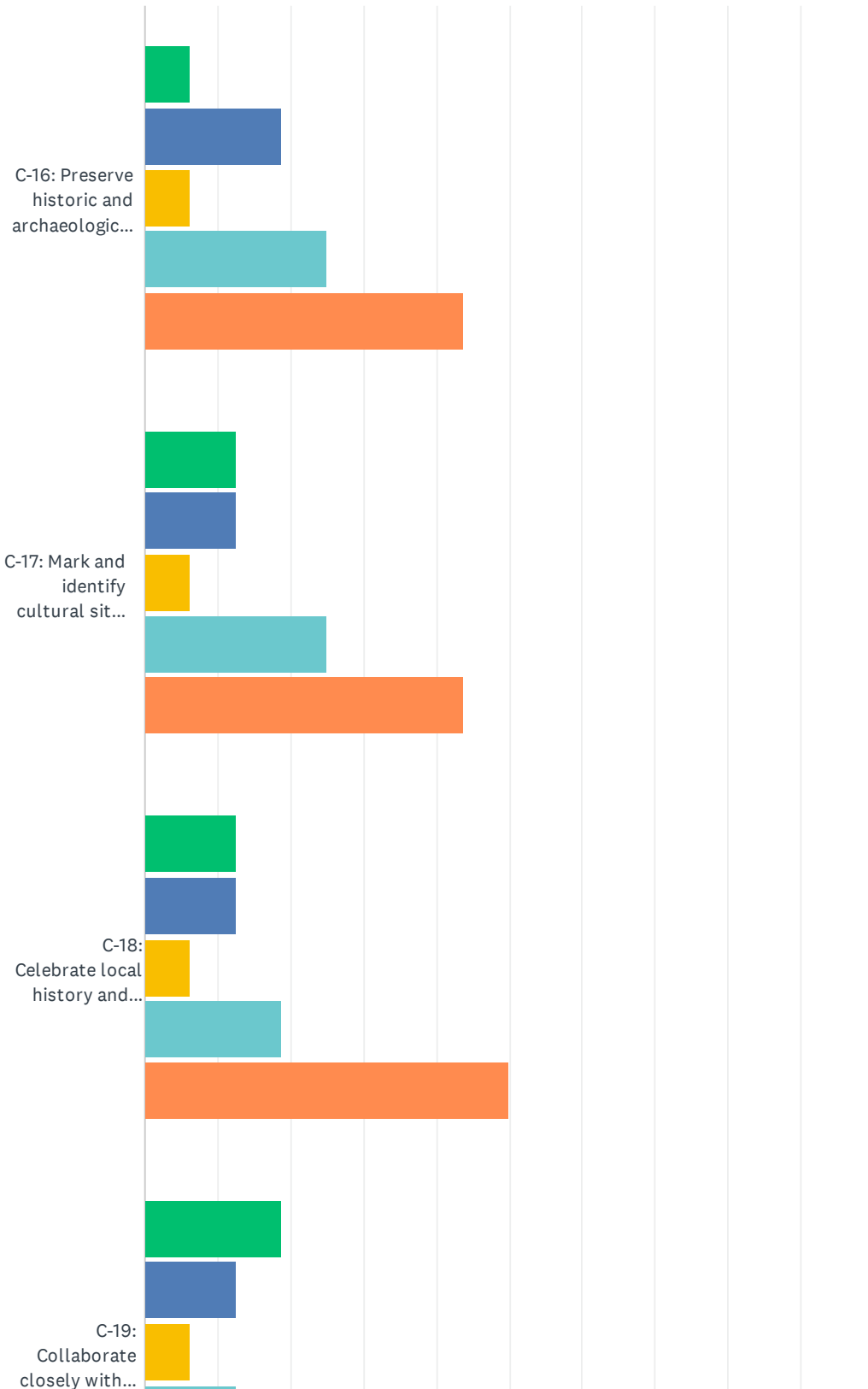
Marina GPU Survey 3E: Conservation Policy Ideas



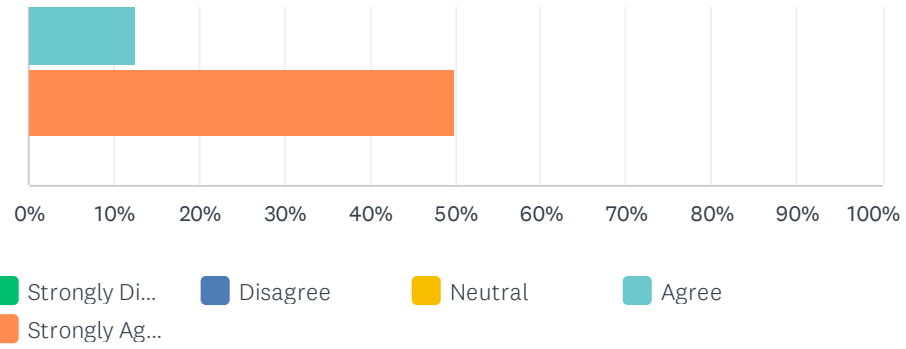
	STRONGLY DISAGREE	DISAGREE	NEUTRAL	AGREE	STRONGLY AGREE	TOTAL	WEIGHTED AVERAGE
C-12: Encourage alternative transportation modes and transit to reduce air pollution	12.50% 2	18.75% 3	6.25% 1	31.25% 5	31.25% 5	16	3.50
C-13: Collaborate with the Monterey Bay Air Resources District	12.50% 2	18.75% 3	0.00% 0	43.75% 7	25.00% 4	16	3.50
C-14: Enforce performance standards and/or buffers for heavy polluting uses	6.25% 1	6.25% 1	6.25% 1	37.50% 6	43.75% 7	16	4.06
C-15: Minimize dust and construction debris	0.00% 0	6.25% 1	18.75% 3	31.25% 5	43.75% 7	16	4.13

Q4 Please rate your level of agreement with the following ideas related to cultural and tribal resources in Marina.

Answered: 16 Skipped: 0



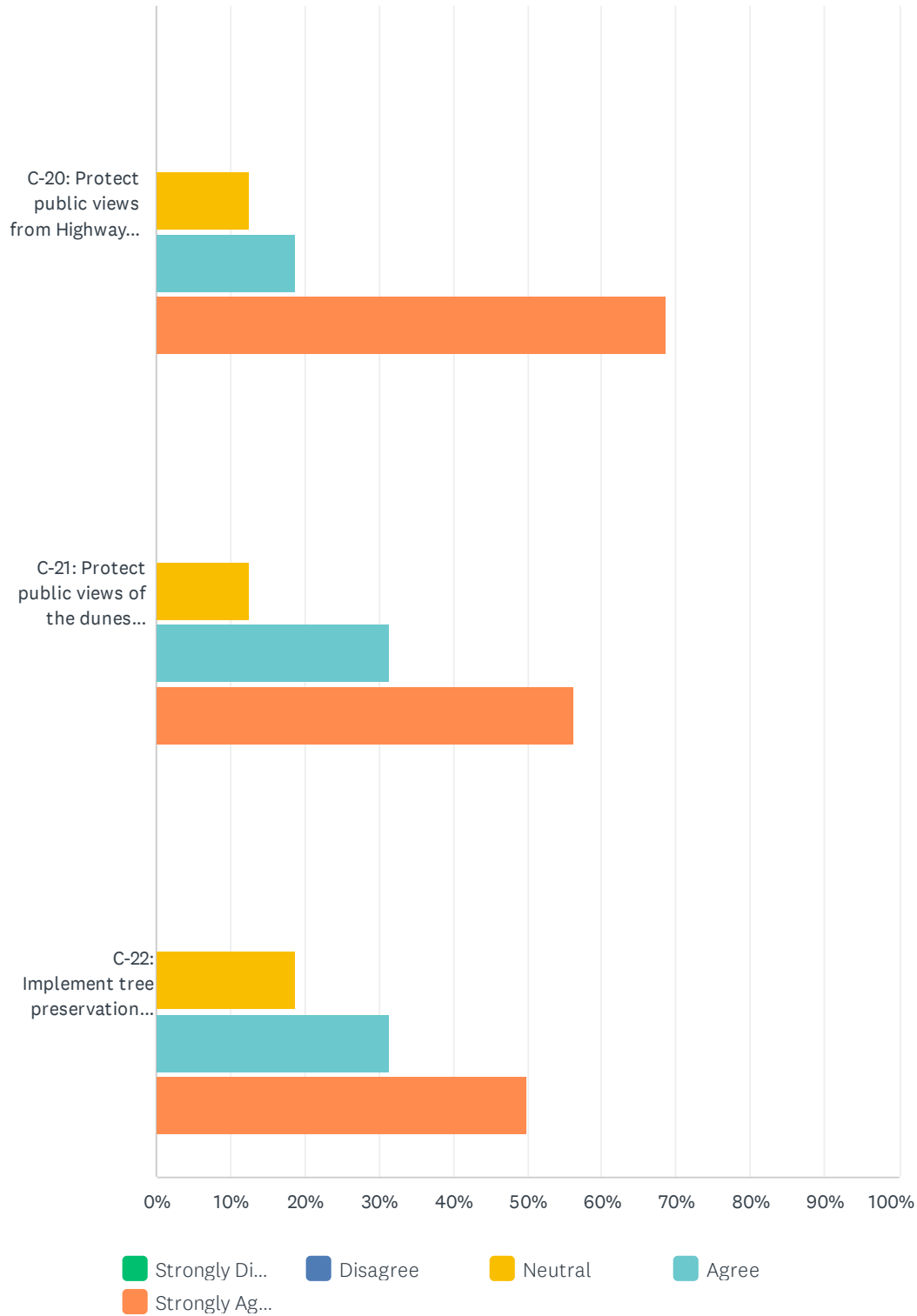
Marina GPU Survey 3E: Conservation Policy Ideas



	STRONGLY DISAGREE	DISAGREE	NEUTRAL	AGREE	STRONGLY AGREE	TOTAL	WEIGHTED AVERAGE
C-16: Preserve historic and archaeological resources	6.25% 1	18.75% 3	6.25% 1	25.00% 4	43.75% 7	16	3.81
C-17: Mark and identify cultural sites for public knowledge	12.50% 2	12.50% 2	6.25% 1	25.00% 4	43.75% 7	16	3.75
C-18: Celebrate local history and diversity	12.50% 2	12.50% 2	6.25% 1	18.75% 3	50.00% 8	16	3.81
C-19: Collaborate closely with local Tribal organizations to manage natural and cultural resources	18.75% 3	12.50% 2	6.25% 1	12.50% 2	50.00% 8	16	3.63

Q5 Please rate your level of agreement with the following ideas related to scenic resources in Marina.

Answered: 16 Skipped: 0



Marina GPU Survey 3E: Conservation Policy Ideas

	STRONGLY DISAGREE	DISAGREE	NEUTRAL	AGREE	STRONGLY AGREE	TOTAL	WEIGHTED AVERAGE
C-20: Protect public views from Highway 1 to the west to the greatest extent possible	0.00% 0	0.00% 0	12.50% 2	18.75% 3	68.75% 11	16	4.56
C-21: Protect public views of the dunes ridgelines to the greatest extent possible	0.00% 0	0.00% 0	12.50% 2	31.25% 5	56.25% 9	16	4.44
C-22: Implement tree preservation standard for exemplary and heritage trees along scenic routes	0.00% 0	0.00% 0	18.75% 3	31.25% 5	50.00% 8	16	4.31

**Q6 Of all the ideas presented above, what is most important to you?
Please provide your response below.**

Answered: 9 Skipped: 7

#	RESPONSES	DATE
1	preservation of open spaces	3/11/2025 3:40 PM
2	Support infill development.	2/25/2025 10:07 PM
3	Plant more trees and landscaping throughout the City. Our City looks sad when you drive through old downtown.	2/24/2025 2:43 PM
4	Stop wasting tax dollars on the fraudulent Green Agenda, and stop propagandizing the fraudulent on-going Climate Change mooch operation.	2/20/2025 5:30 PM
5	Sand gila protection.	2/12/2025 2:24 PM
6	plant and protect native trees	2/12/2025 1:41 PM
7	Retain and protect what is unique to Marina. Improve standards for trees. We need to be establishing better guidelines and policies for tree care within the city. Stop putting developments on remaining Sand Gilia locations and thinking mitigation will "fix" it.	2/12/2025 10:17 AM
8	No more urban encroachment into our open spaces. Infill is strongly preferred to bulldozing habitat and has to benefit of putting the people closer to the businesses with less need for driving.	2/11/2025 6:34 PM
9	NO MORE HOUSES	2/11/2025 3:17 PM

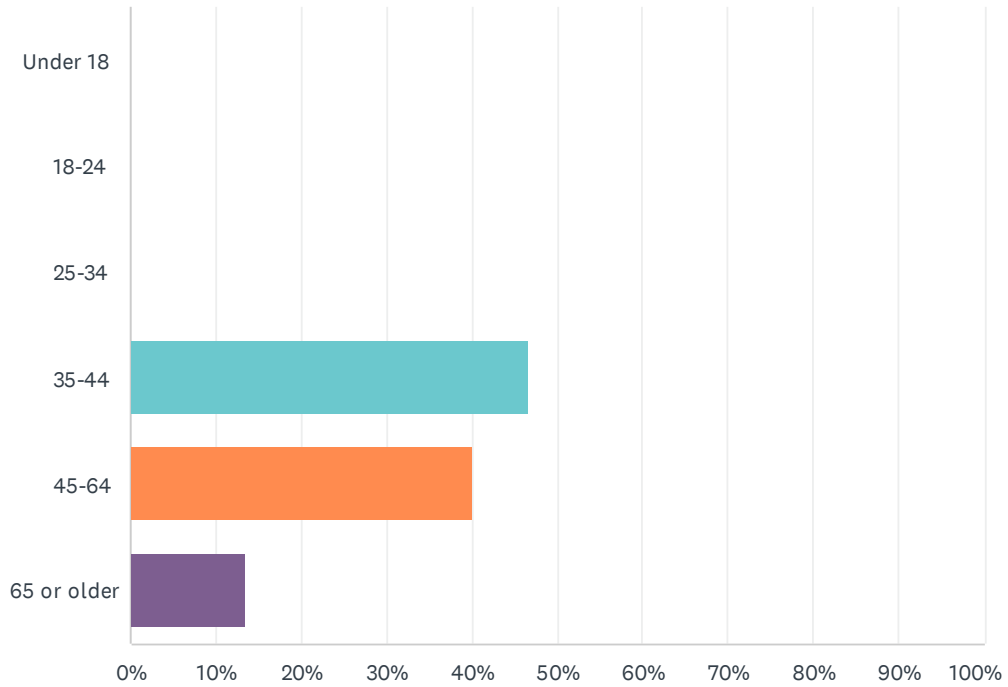
Q7 Do you have any other ideas or comments related to conservation in Marina? If so, please use the space below to leave additional comments.

Answered: 3 Skipped: 13

#	RESPONSES	DATE
1	Marina has unique and beautiful ecosystems that we should be proud of and protect. I would like to see more native landscaping go into built areas to match and complement surrounding natural areas.	2/25/2025 10:07 PM
2	Stop wasting tax dollars on the fraudulent Green Agenda, and stop propagandizing the fraudulent on-going Climate Change mooch operation.	2/20/2025 5:30 PM
3	Utilize percolation ponds for city pocket parks. Perc ponds between streets can provide corridors for pedestrian access and habitat green spaces	2/12/2025 10:17 AM

Q8 What is your age?

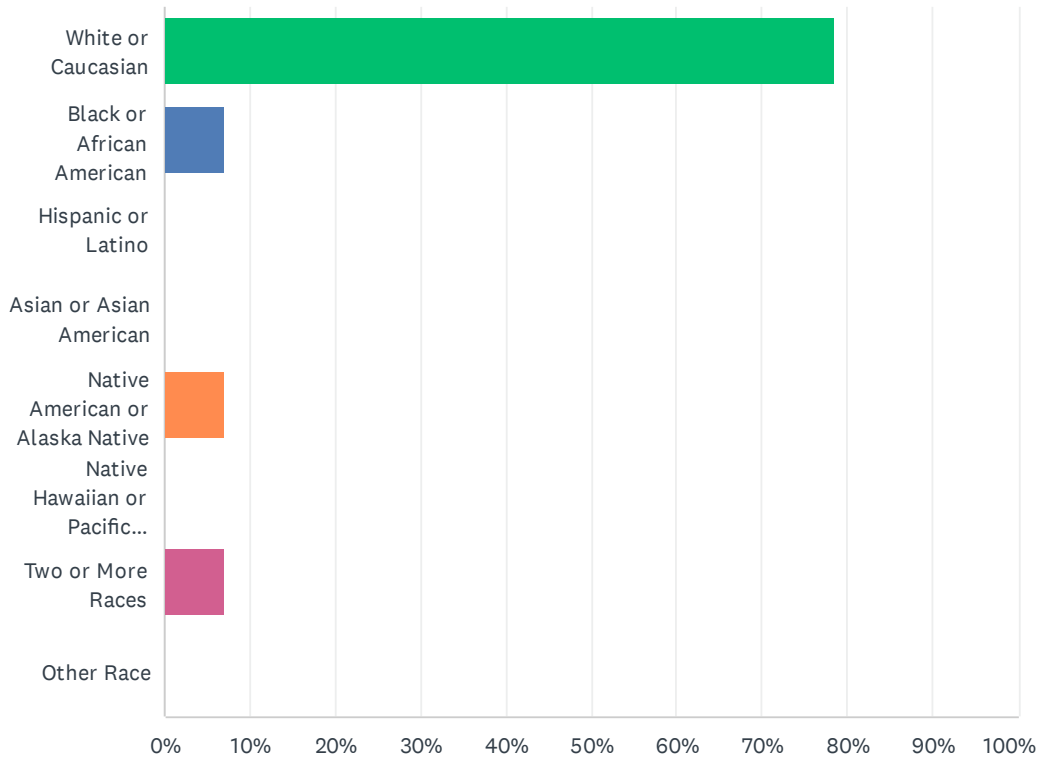
Answered: 15 Skipped: 1



ANSWER CHOICES	RESPONSES	
Under 18	0.00%	0
18-24	0.00%	0
25-34	0.00%	0
35-44	46.67%	7
45-64	40.00%	6
65 or older	13.33%	2
TOTAL		15

Q9 What best describes your background?

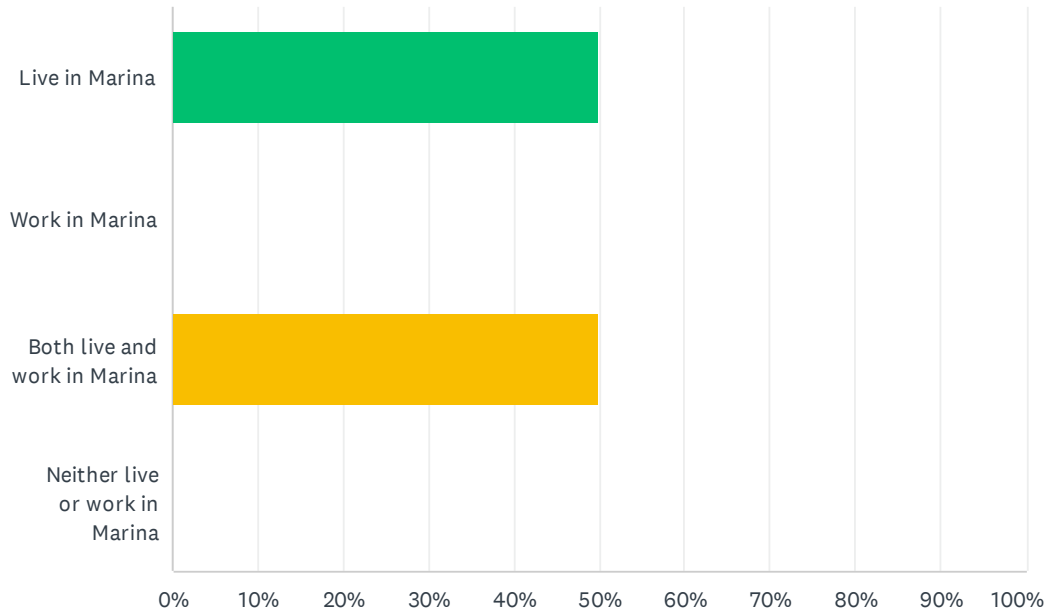
Answered: 14 Skipped: 2



ANSWER CHOICES	RESPONSES	
White or Caucasian	78.57%	11
Black or African American	7.14%	1
Hispanic or Latino	0.00%	0
Asian or Asian American	0.00%	0
Native American or Alaska Native	7.14%	1
Native Hawaiian or Pacific Islander	0.00%	0
Two or More Races	7.14%	1
Other Race	0.00%	0
TOTAL		14

Q10 Do you live and work in Marina?

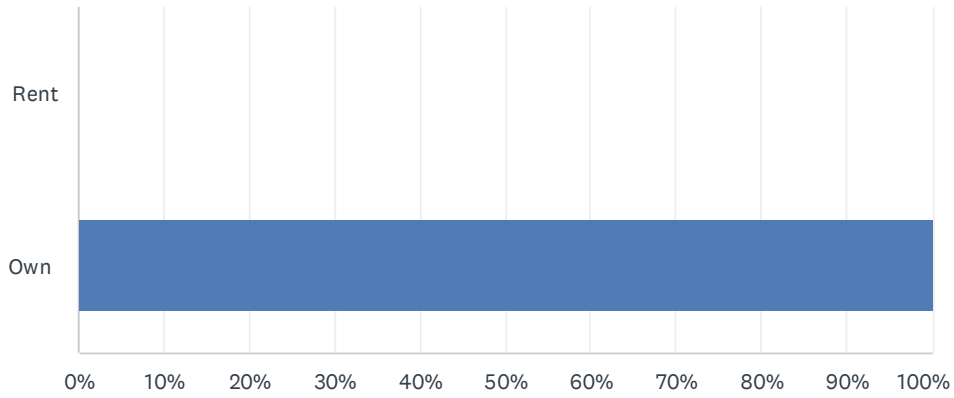
Answered: 14 Skipped: 2



ANSWER CHOICES	RESPONSES	
Live in Marina	50.00%	7
Work in Marina	0.00%	0
Both live and work in Marina	50.00%	7
Neither live or work in Marina	0.00%	0
TOTAL		14

Q11 Do you rent or own?

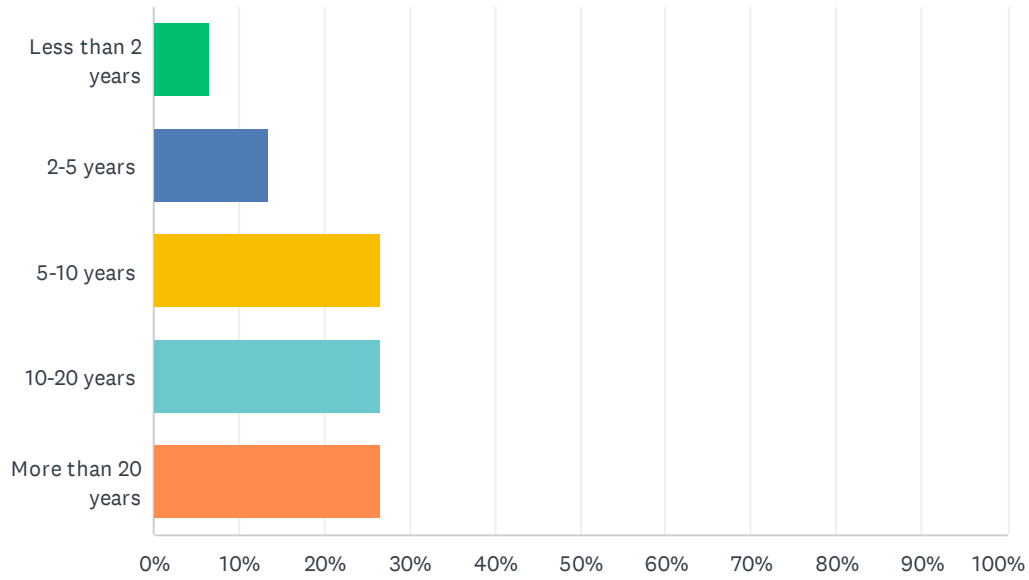
Answered: 14 Skipped: 2



ANSWER CHOICES	RESPONSES	
Rent	0.00%	0
Own	100.00%	14
TOTAL		14

Q12 How long have you lived in Marina?

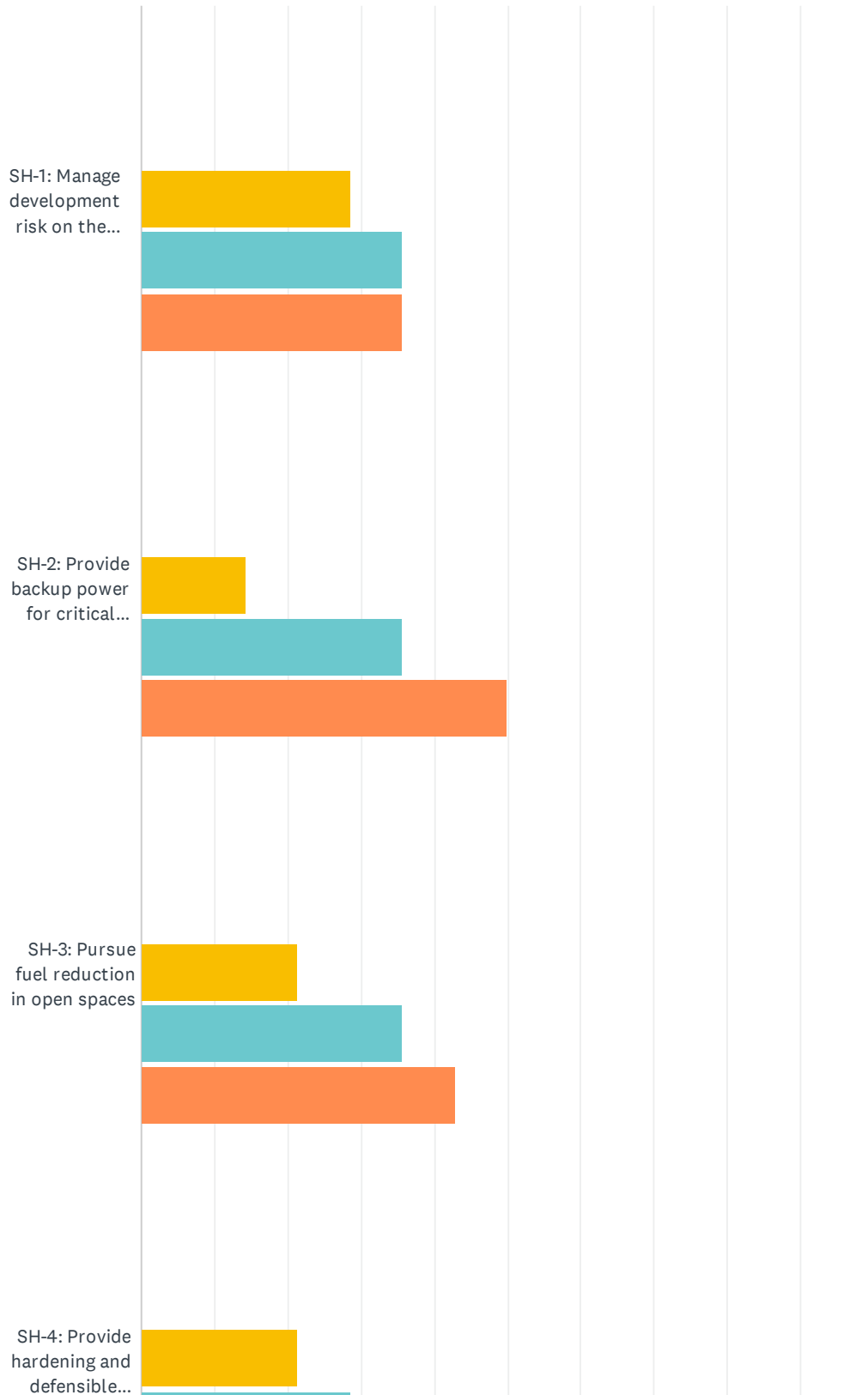
Answered: 15 Skipped: 1



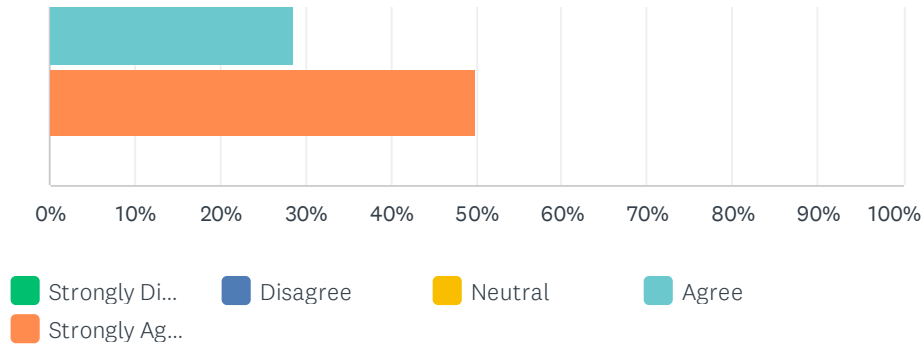
ANSWER CHOICES	RESPONSES	
Less than 2 years	6.67%	1
2-5 years	13.33%	2
5-10 years	26.67%	4
10-20 years	26.67%	4
More than 20 years	26.67%	4
TOTAL		15

Q1 Please rate your level of agreement with the following ideas related to wildfire in Marina.

Answered: 14 Skipped: 0



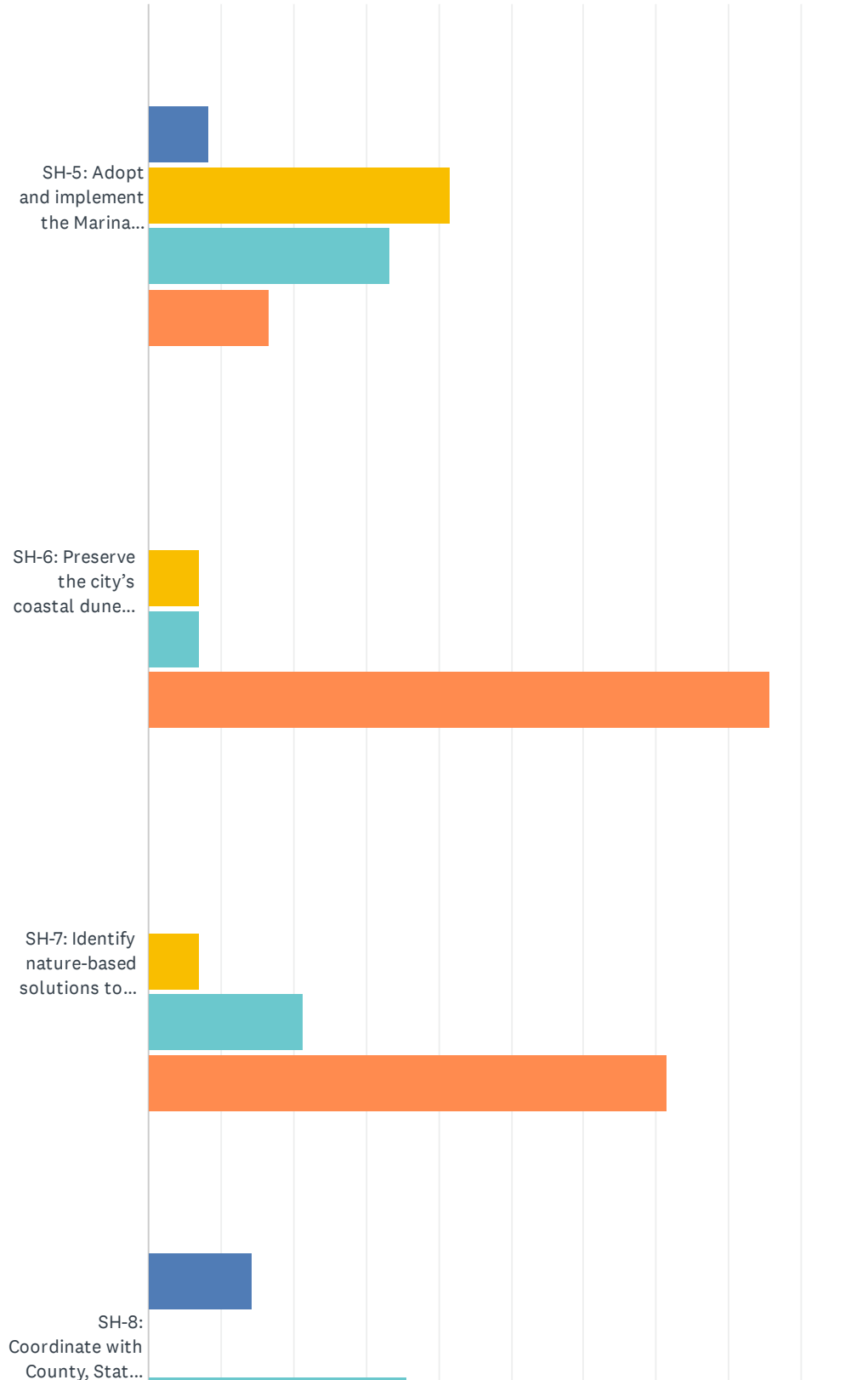
Marina GPU Survey 3F: Safety, Hazards, and Climate Change Policy Ideas



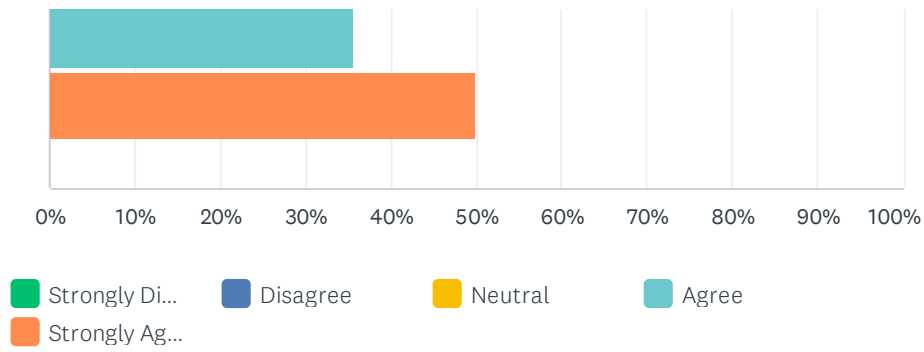
	STRONGLY DISAGREE	DISAGREE	NEUTRAL	AGREE	STRONGLY AGREE	TOTAL	WEIGHTED AVERAGE
SH-1: Manage development risk on the eastern edge of the city within the High Fire Hazard Severity Zone	0.00% 0	0.00% 0	28.57% 4	35.71% 5	35.71% 5	14	4.07
SH-2: Provide backup power for critical facilities in response to hazardous events	0.00% 0	0.00% 0	14.29% 2	35.71% 5	50.00% 7	14	4.36
SH-3: Pursue fuel reduction in open spaces	0.00% 0	0.00% 0	21.43% 3	35.71% 5	42.86% 6	14	4.21
SH-4: Provide hardening and defensible space where recommended	0.00% 0	0.00% 0	21.43% 3	28.57% 4	50.00% 7	14	4.29

Q2 Please rate your level of agreement with the following ideas related to coastal erosion and flooding in Marina.

Answered: 14 Skipped: 0



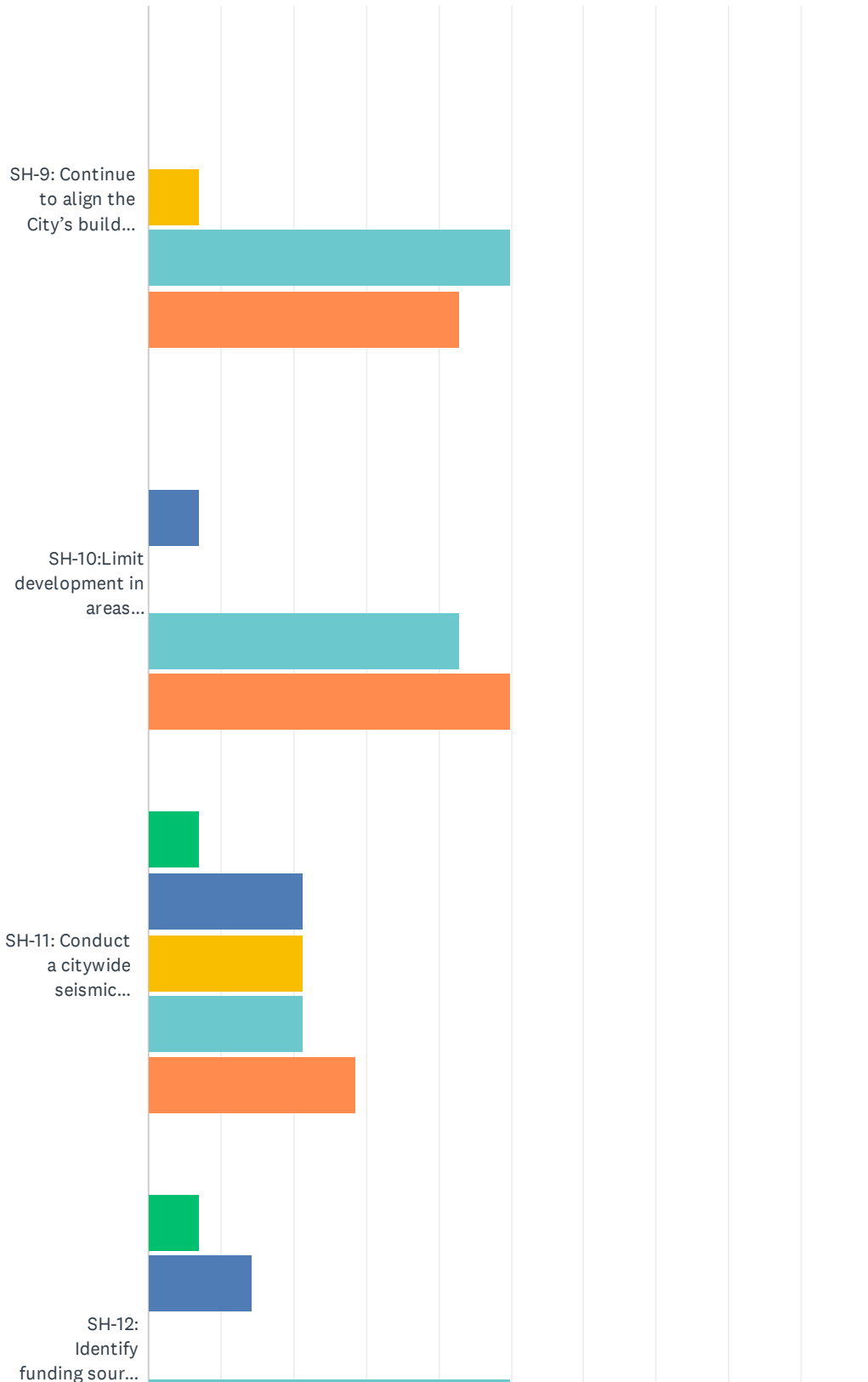
Marina GPU Survey 3F: Safety, Hazards, and Climate Change Policy Ideas



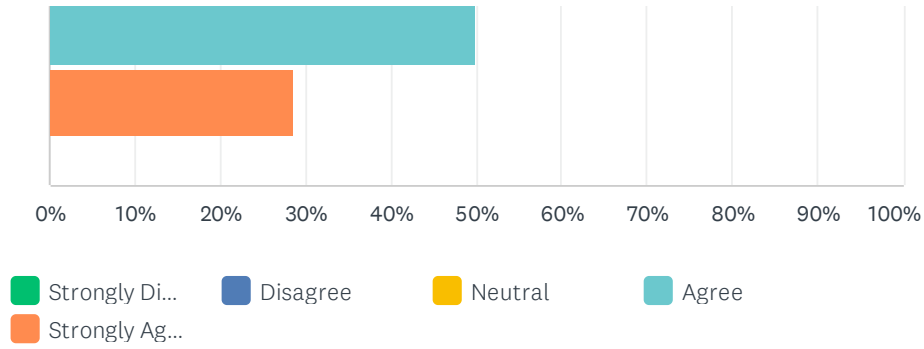
	STRONGLY DISAGREE	DISAGREE	NEUTRAL	AGREE	STRONGLY AGREE	TOTAL	WEIGHTED AVERAGE
SH-5: Adopt and implement the Marina Local Coastal Program Coastal Hazards and Sea Level Rise Implementation Plan	0.00% 0	8.33% 1	41.67% 5	33.33% 4	16.67% 2	12	3.58
SH-6: Preserve the city's coastal dune landforms as a natural barrier	0.00% 0	0.00% 0	7.14% 1	7.14% 1	85.71% 12	14	4.79
SH-7: Identify nature-based solutions to protect against coastal erosion and flooding	0.00% 0	0.00% 0	7.14% 1	21.43% 3	71.43% 10	14	4.64
SH-8: Coordinate with County, State and Federal agencies to protect and manage coastal assets	0.00% 0	14.29% 2	0.00% 0	35.71% 5	50.00% 7	14	4.21

Q3 Please rate your level of agreement with the following ideas related to seismic hazards in Marina.

Answered: 14 Skipped: 0



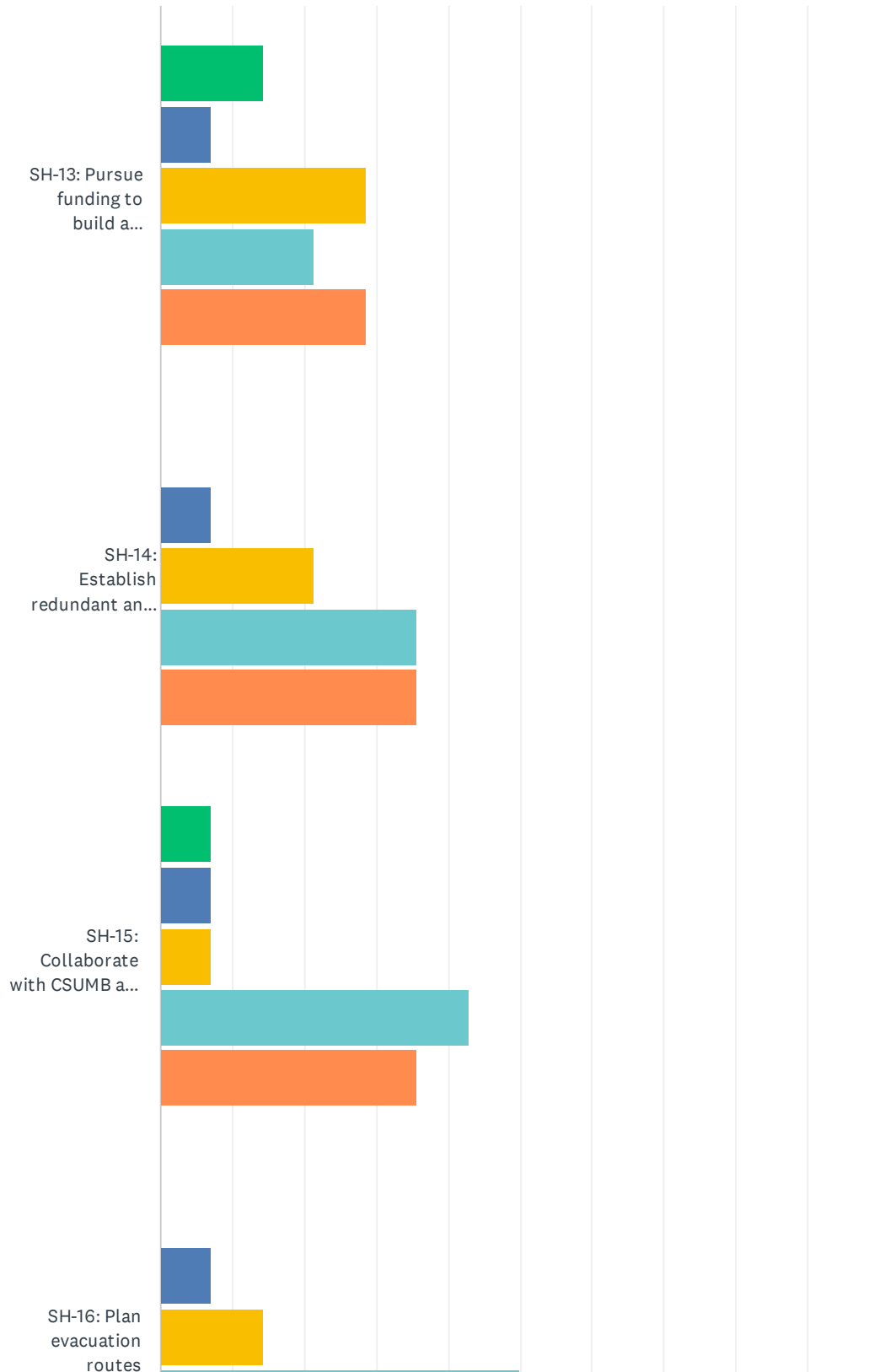
Marina GPU Survey 3F: Safety, Hazards, and Climate Change Policy Ideas



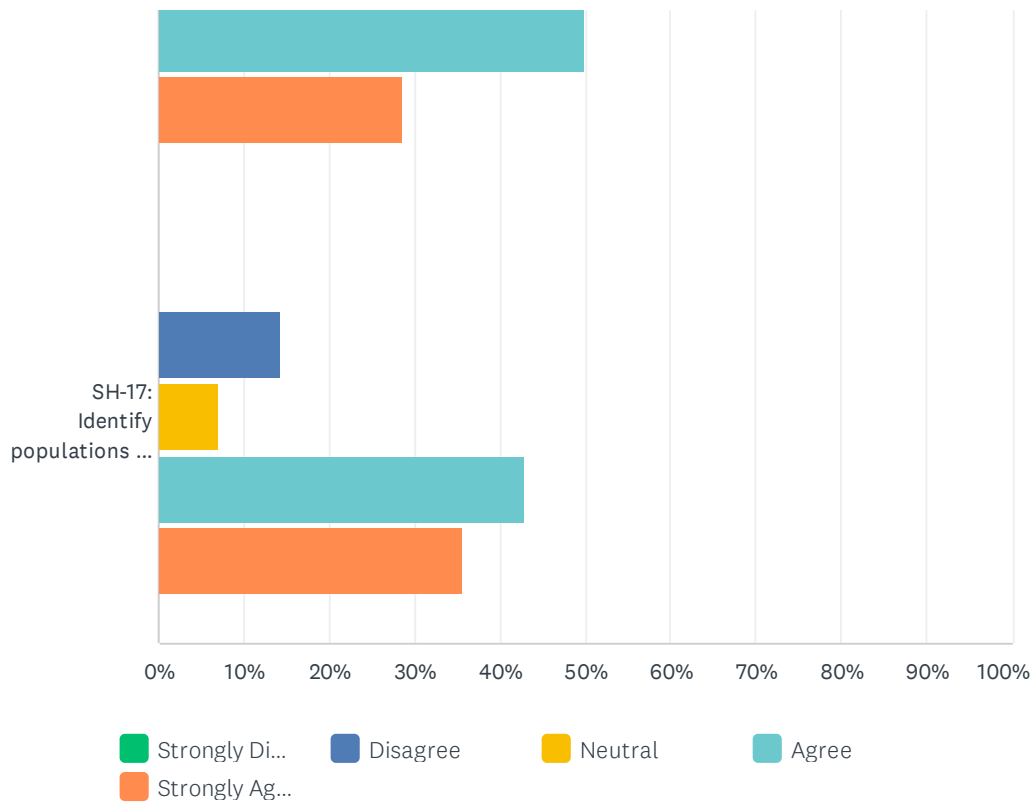
	STRONGLY DISAGREE	DISAGREE	NEUTRAL	AGREE	STRONGLY AGREE	TOTAL	WEIGHTED AVERAGE
SH-9: Continue to align the City's building code with the most up-to-date standards for seismic safety	0.00% 0	0.00% 0	7.14% 1	50.00% 7	42.86% 6	14	4.36
SH-10: Limit development in areas susceptible to landslide and earthquake induced liquefaction	0.00% 0	7.14% 1	0.00% 0	42.86% 6	50.00% 7	14	4.36
SH-11: Conduct a citywide seismic resiliency study	7.14% 1	21.43% 3	21.43% 3	21.43% 3	28.57% 4	14	3.43
SH-12: Identify funding sources for low-interest seismic retrofit loans	7.14% 1	14.29% 2	0.00% 0	50.00% 7	28.57% 4	14	3.79

Q4 Please rate your level of agreement with the following ideas related to emergency preparedness in Marina.

Answered: 14 Skipped: 0



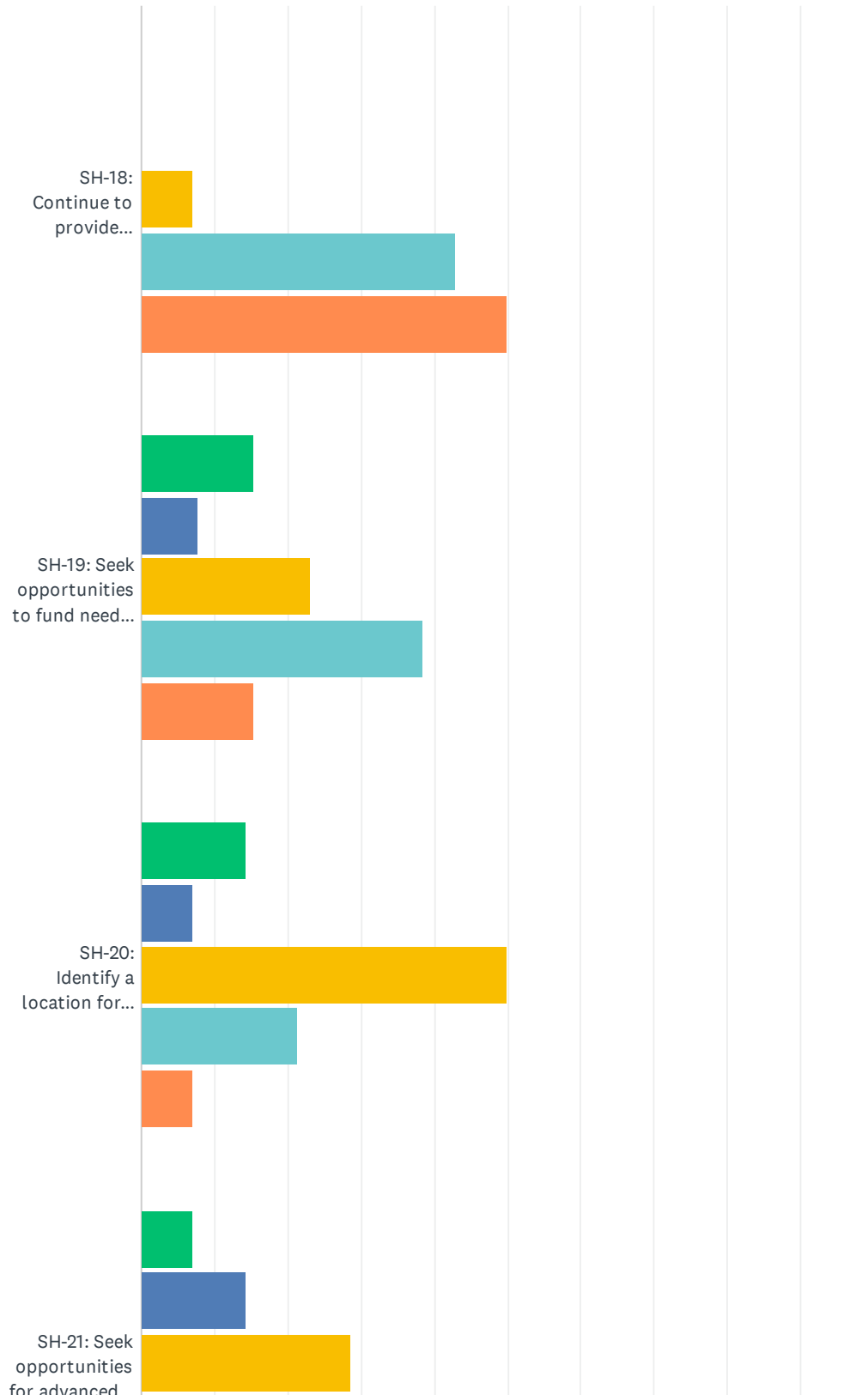
Marina GPU Survey 3F: Safety, Hazards, and Climate Change Policy Ideas



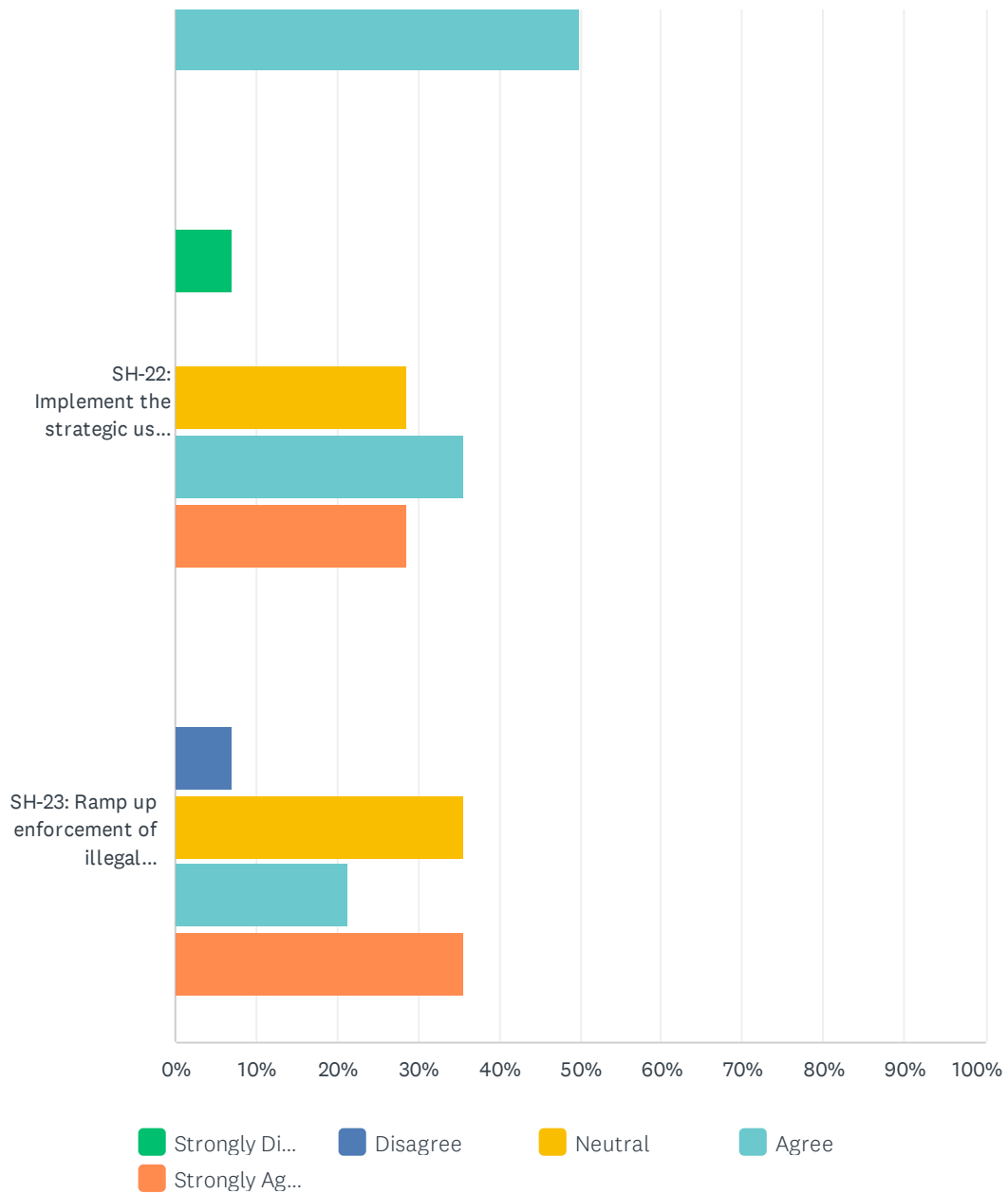
	STRONGLY DISAGREE	DISAGREE	NEUTRAL	AGREE	STRONGLY AGREE	TOTAL	WEIGHTED AVERAGE
SH-13: Pursue funding to build a state-of-the-art fire and police facility and ensure there are enough facilities to meet growing demand	14.29% 2	7.14% 1	28.57% 4	21.43% 3	28.57% 4	14	3.43
SH-14: Establish redundant and resilient systems for emergency communication	0.00% 0	7.14% 1	21.43% 3	35.71% 5	35.71% 5	14	4.00
SH-15: Collaborate with CSUMB and nearby cities for joint regional emergency operations	7.14% 1	7.14% 1	7.14% 1	42.86% 6	35.71% 5	14	3.93
SH-16: Plan evacuation routes	0.00% 0	7.14% 1	14.29% 2	50.00% 7	28.57% 4	14	4.00
SH-17: Identify populations at higher risk during disaster situations	0.00% 0	14.29% 2	7.14% 1	42.86% 6	35.71% 5	14	4.00

Q5 Please rate your level of agreement with the following ideas related to public safety in Marina.

Answered: 14 Skipped: 0



Marina GPU Survey 3F: Safety, Hazards, and Climate Change Policy Ideas

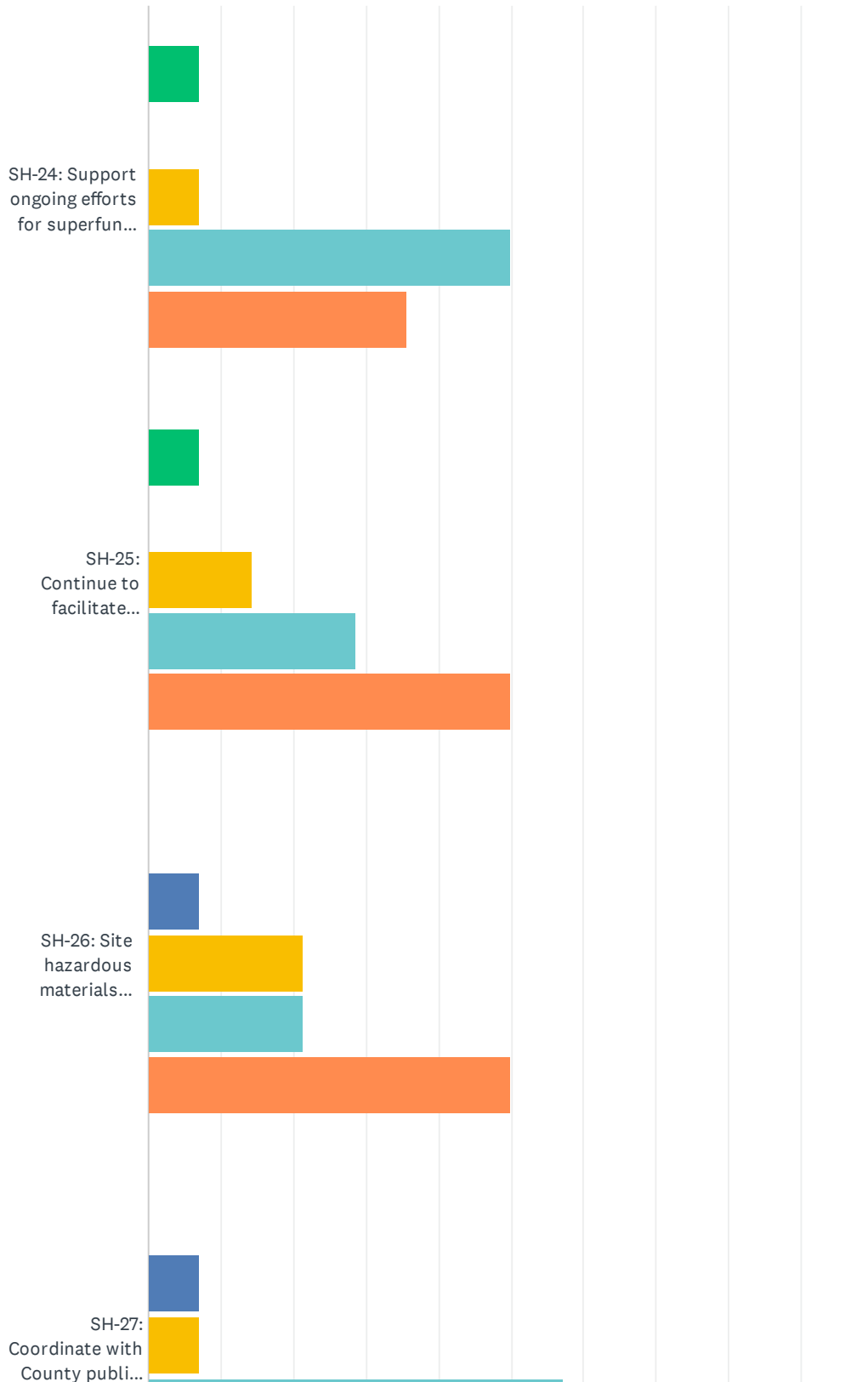


Marina GPU Survey 3F: Safety, Hazards, and Climate Change Policy Ideas

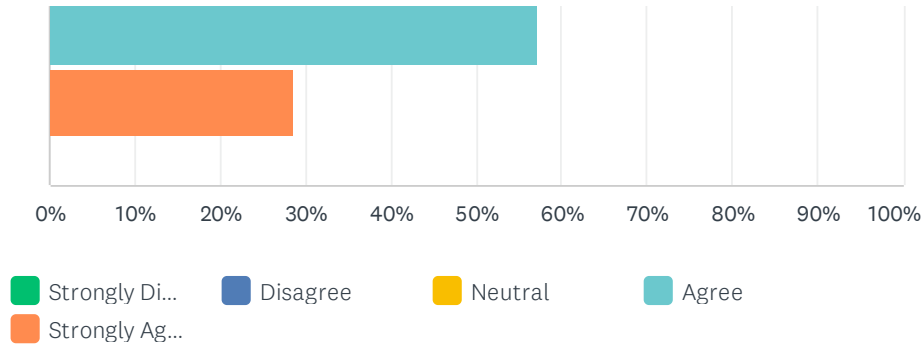
	STRONGLY DISAGREE	DISAGREE	NEUTRAL	AGREE	STRONGLY AGREE	TOTAL	WEIGHTED AVERAGE
SH-18: Continue to provide high-quality police and fire services	0.00% 0	0.00% 0	7.14% 1	42.86% 6	50.00% 7	14	4.43
SH-19: Seek opportunities to fund needed expansion of police and fire facilities	15.38% 2	7.69% 1	23.08% 3	38.46% 5	15.38% 2	13	3.31
SH-20: Identify a location for a new police station	14.29% 2	7.14% 1	50.00% 7	21.43% 3	7.14% 1	14	3.00
SH-21: Seek opportunities for advanced technologies for police and fire	7.14% 1	14.29% 2	28.57% 4	50.00% 7	0.00% 0	14	3.21
SH-22: Implement the strategic use of police body and car cameras to enhance transparency and accountability	7.14% 1	0.00% 0	28.57% 4	35.71% 5	28.57% 4	14	3.79
SH-23: Ramp up enforcement of illegal mufflers and speeding	0.00% 0	7.14% 1	35.71% 5	21.43% 3	35.71% 5	14	3.86

Q6 Please rate your level of agreement with the following ideas related to hazardous materials in Marina.

Answered: 14 Skipped: 0



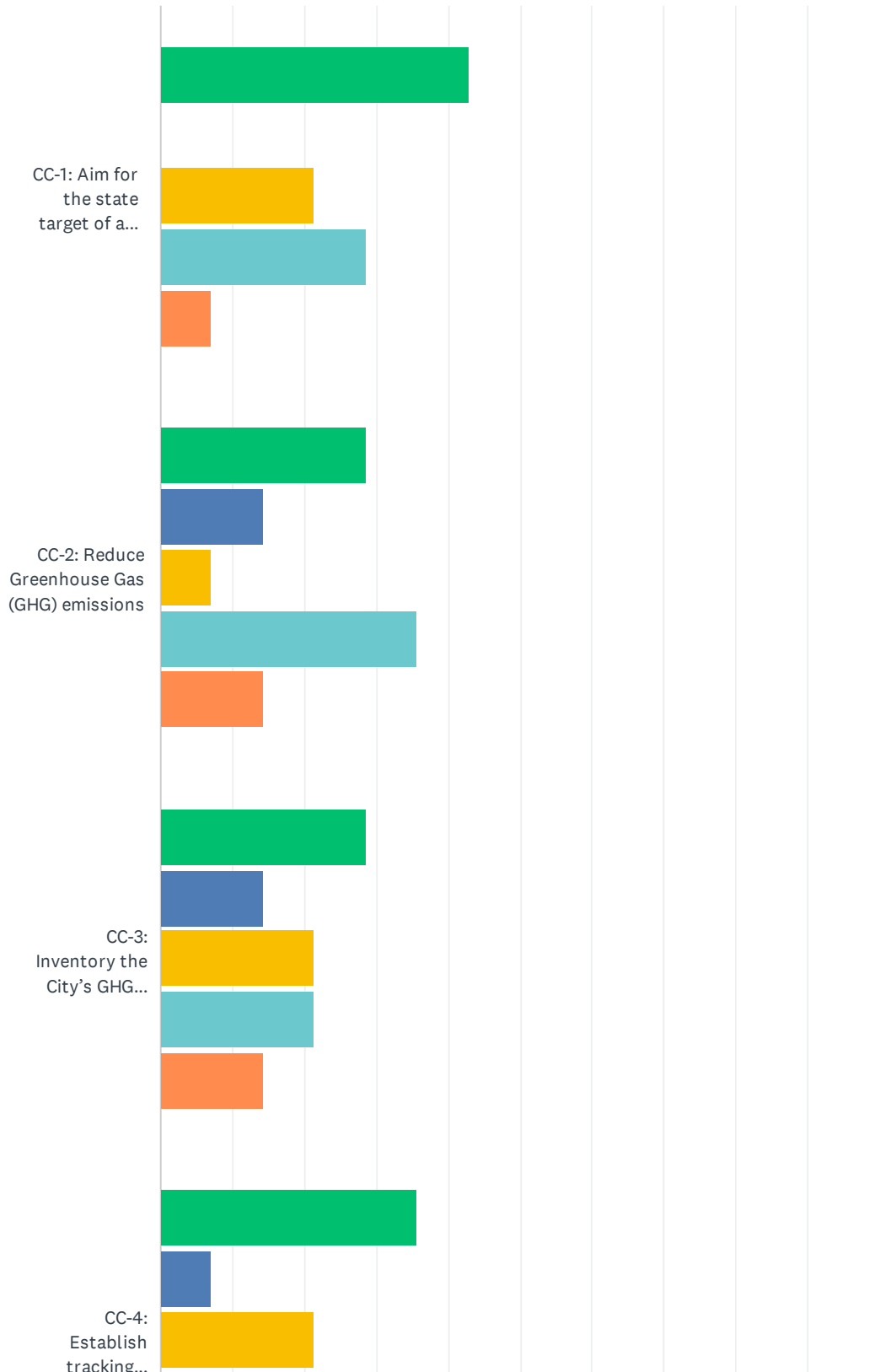
Marina GPU Survey 3F: Safety, Hazards, and Climate Change Policy Ideas



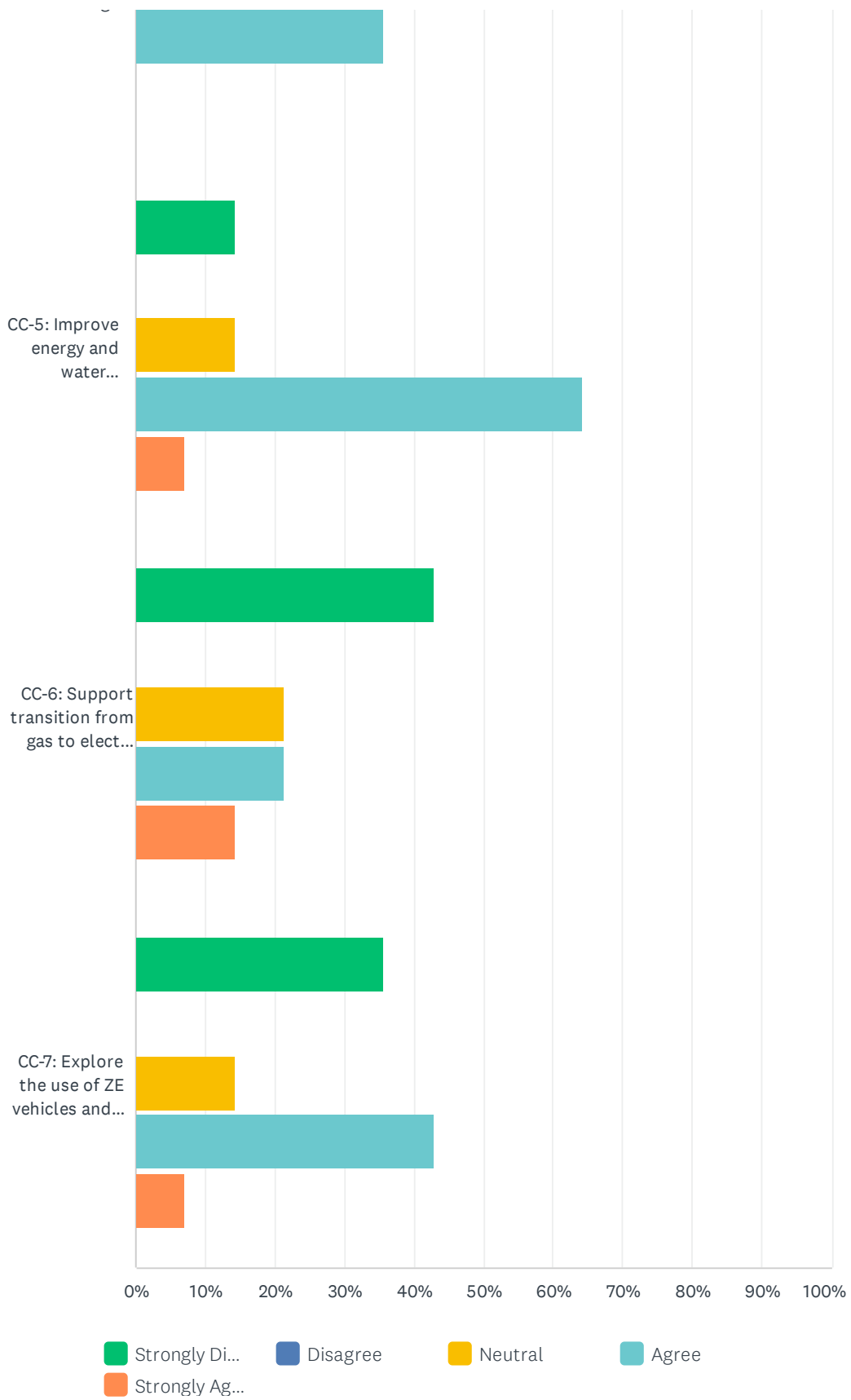
	STRONGLY DISAGREE	DISAGREE	NEUTRAL	AGREE	STRONGLY AGREE	TOTAL	WEIGHTED AVERAGE
SH-24: Support ongoing efforts for superfund clean-up at Former Fort Ord properties	7.14% 1	0.00% 0	7.14% 1	50.00% 7	35.71% 5	14	4.07
SH-25: Continue to facilitate removal of contaminated Former Fort Ord buildings	7.14% 1	0.00% 0	14.29% 2	28.57% 4	50.00% 7	14	4.14
SH-26: Site hazardous materials appropriately and buffer from sensitive uses	0.00% 0	7.14% 1	21.43% 3	21.43% 3	50.00% 7	14	4.14
SH-27: Coordinate with County public safety agencies	0.00% 0	7.14% 1	7.14% 1	57.14% 8	28.57% 4	14	4.07

Q7 Please rate your level of agreement with the following ideas related to conservation and mitigation in Marina.

Answered: 14 Skipped: 0



Marina GPU Survey 3F: Safety, Hazards, and Climate Change Policy Ideas

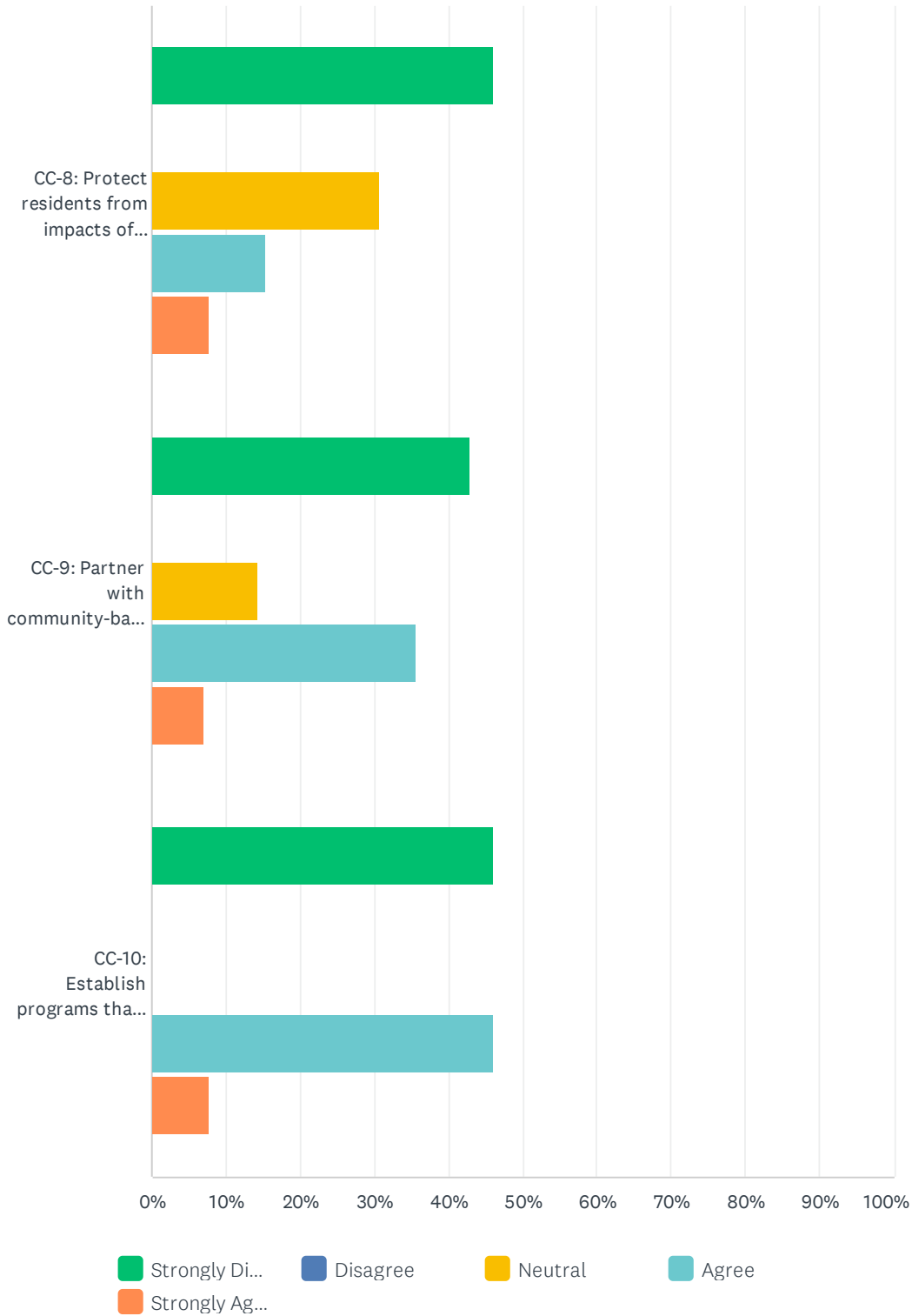


Marina GPU Survey 3F: Safety, Hazards, and Climate Change Policy Ideas

	STRONGLY DISAGREE	DISAGREE	NEUTRAL	AGREE	STRONGLY AGREE	TOTAL	WEIGHTED AVERAGE
CC-1: Aim for the state target of a carbon neutral community by 2045	42.86% 6	0.00% 0	21.43% 3	28.57% 4	7.14% 1	14	2.57
CC-2: Reduce Greenhouse Gas (GHG) emissions	28.57% 4	14.29% 2	7.14% 1	35.71% 5	14.29% 2	14	2.93
CC-3: Inventory the City's GHG emissions	28.57% 4	14.29% 2	21.43% 3	21.43% 3	14.29% 2	14	2.79
CC-4: Establish tracking mechanisms and organizational capacity	35.71% 5	7.14% 1	21.43% 3	35.71% 5	0.00% 0	14	2.57
CC-5: Improve energy and water efficiency of new and existing public and private buildings	14.29% 2	0.00% 0	14.29% 2	64.29% 9	7.14% 1	14	3.50
CC-6: Support transition from gas to electric appliances	42.86% 6	0.00% 0	21.43% 3	21.43% 3	14.29% 2	14	2.64
CC-7: Explore the use of ZE vehicles and electric power tools by City departments	35.71% 5	0.00% 0	14.29% 2	42.86% 6	7.14% 1	14	2.86

Q8 Please rate your level of agreement with the following ideas related to community resilience in Marina.

Answered: 14 Skipped: 0

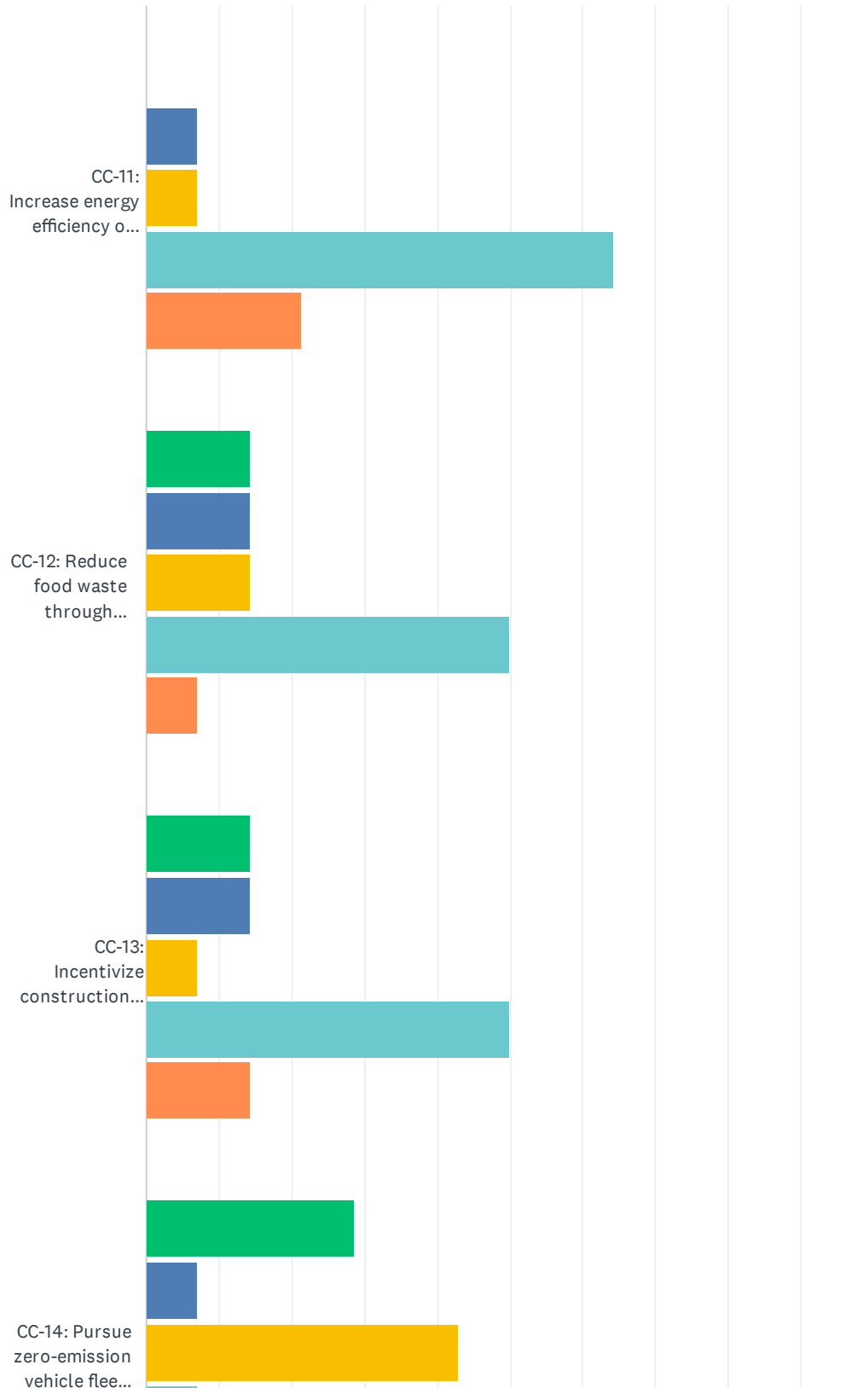


Marina GPU Survey 3F: Safety, Hazards, and Climate Change Policy Ideas

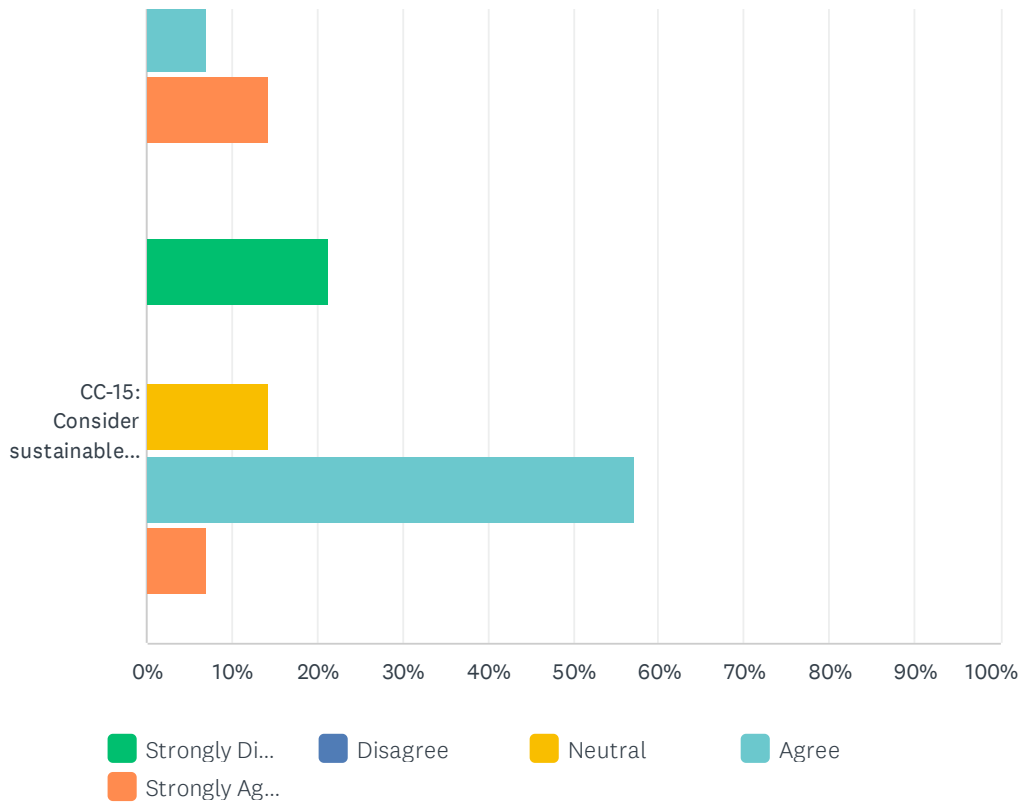
	STRONGLY DISAGREE	DISAGREE	NEUTRAL	AGREE	STRONGLY AGREE	TOTAL	WEIGHTED AVERAGE
CC-8: Protect residents from impacts of climate change through resilience hubs	46.15% 6	0.00% 0	30.77% 4	15.38% 2	7.69% 1	13	2.38
CC-9: Partner with community-based organizations to conduct outreach and education about climate change	42.86% 6	0.00% 0	14.29% 2	35.71% 5	7.14% 1	14	2.64
CC-10: Establish programs that help homeowners and renters adapt to climate change	46.15% 6	0.00% 0	0.00% 0	46.15% 6	7.69% 1	13	2.69

Q9 Please rate your level of agreement with the following ideas related to public facilities in Marina.

Answered: 14 Skipped: 0



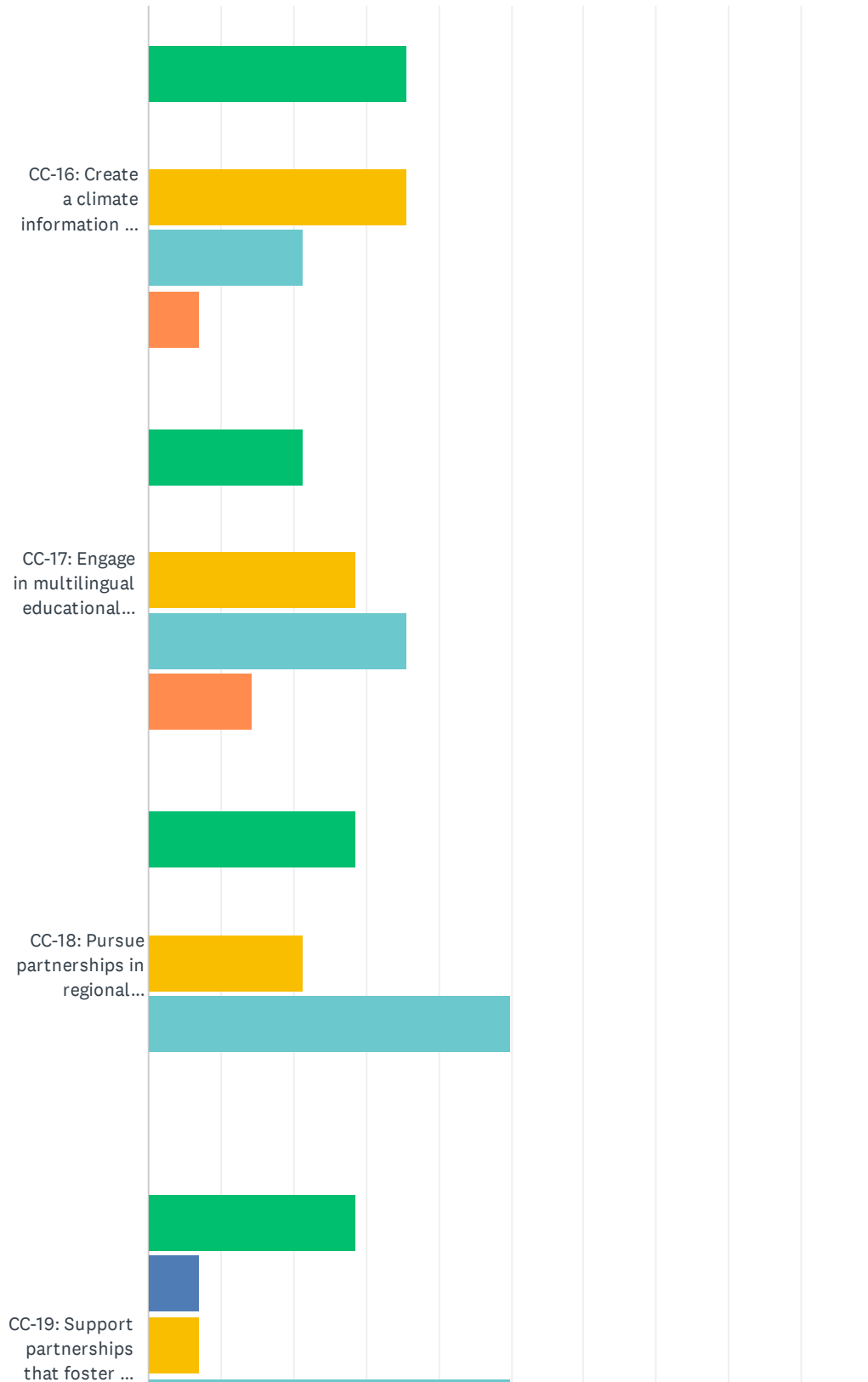
Marina GPU Survey 3F: Safety, Hazards, and Climate Change Policy Ideas



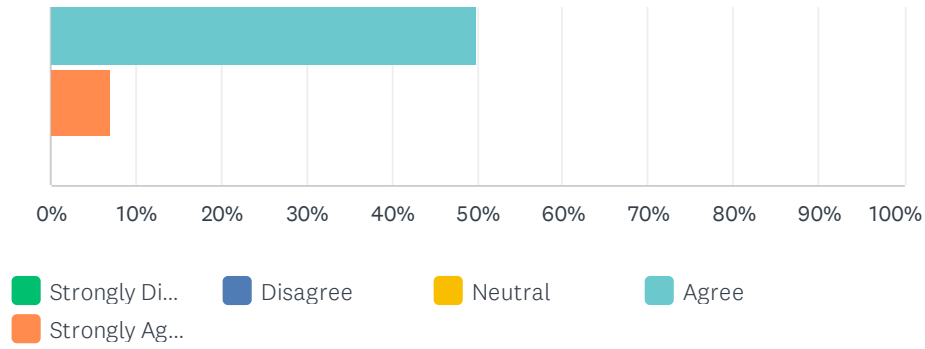
	STRONGLY DISAGREE	DISAGREE	NEUTRAL	AGREE	STRONGLY AGREE	TOTAL	WEIGHTED AVERAGE
CC-11: Increase energy efficiency of City facilities	0.00% 0	7.14% 1	7.14% 1	64.29% 9	21.43% 3	14	4.00
CC-12: Reduce food waste through programming	14.29% 2	14.29% 2	14.29% 2	50.00% 7	7.14% 1	14	3.21
CC-13: Incentivize construction and demolition waste reduction	14.29% 2	14.29% 2	7.14% 1	50.00% 7	14.29% 2	14	3.36
CC-14: Pursue zero-emission vehicle fleet and off-road equipment	28.57% 4	7.14% 1	42.86% 6	7.14% 1	14.29% 2	14	2.71
CC-15: Consider sustainable purchasing policies	21.43% 3	0.00% 0	14.29% 2	57.14% 8	7.14% 1	14	3.29

Q10 Please rate your level of agreement with the following ideas related to outreach and education in Marina.

Answered: 14 Skipped: 0



Marina GPU Survey 3F: Safety, Hazards, and Climate Change Policy Ideas



	STRONGLY DISAGREE	DISAGREE	NEUTRAL	AGREE	STRONGLY AGREE	TOTAL	WEIGHTED AVERAGE
CC-16: Create a climate information hub on the City website	35.71% 5	0.00% 0	35.71% 5	21.43% 3	7.14% 1	14	2.64
CC-17: Engage in multilingual educational campaigns	21.43% 3	0.00% 0	28.57% 4	35.71% 5	14.29% 2	14	3.21
CC-18: Pursue partnerships in regional efforts	28.57% 4	0.00% 0	21.43% 3	50.00% 7	0.00% 0	14	2.93
CC-19: Support partnerships that foster a green workforce	28.57% 4	7.14% 1	7.14% 1	50.00% 7	7.14% 1	14	3.00

**Q11 Of all the ideas presented above, what is most important to you?
Please provide your response below.**

Answered: 6 Skipped: 8

#	RESPONSES	DATE
1	These items should already be addressed.	2/25/2025 3:06 PM
2	Stop wasting tax dollars on the fraudulent Green Agenda, and stop propagandizing the Climate Change mooch operation.	2/20/2025 5:25 PM
3	Preserve natural resources	2/20/2025 3:43 PM
4	Gas is cleaner and cheaper than electric. Stop trying to eliminate gas powered appliances.	2/19/2025 10:58 AM
5	Make developers pay for fire & police stations.	2/13/2025 5:48 PM
6	Making sure that Marina's most vulnerable population has help adapting to climate change	2/12/2025 1:47 PM

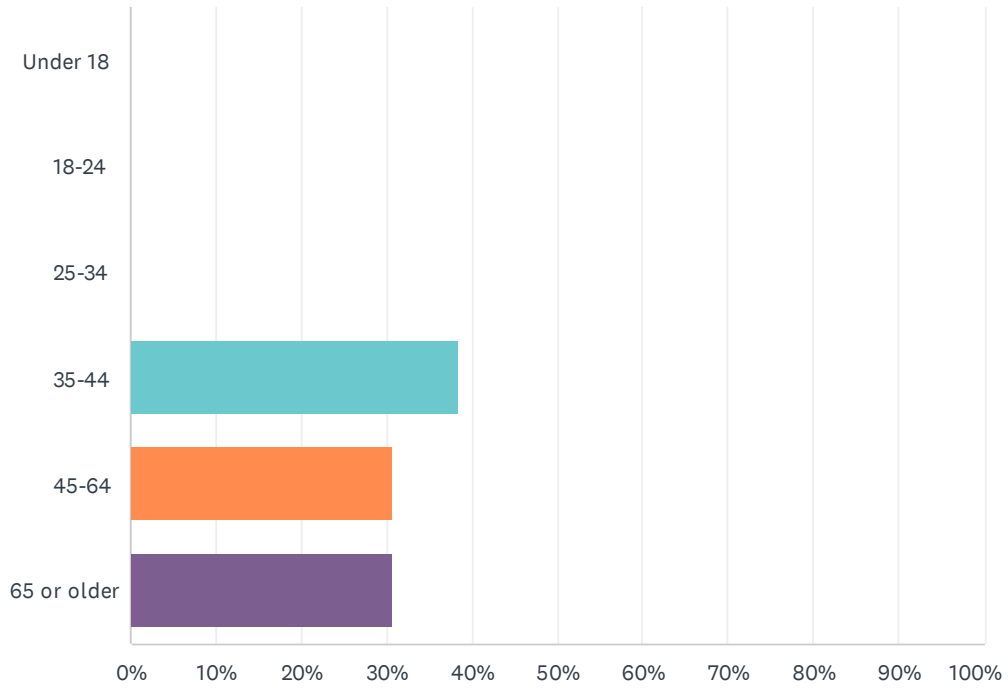
Q12 Do you have any other ideas or comments related to safety, hazards, and climate change in Marina? If so, please use the space below to leave additional comments.

Answered: 7 Skipped: 7

#	RESPONSES	DATE
1	Take advantage of Prop 4 funding for improving climate resilience	2/25/2025 10:14 PM
2	Additional funding and the vocabulary used is a cover up to maintain and continue the agenda of the present council	2/25/2025 3:06 PM
3	Stop wasting tax dollars on the fraudulent Green Agenda, and stop propagandizing the Climate Change mooch operation.	2/20/2025 5:25 PM
4	Enough with climate change concerns. Concentrate on safety and hazard elimination and the effect on our climate will follow naturally.	2/19/2025 10:58 AM
5	Too much public safety is directed to new marina	2/13/2025 5:48 PM
6	Marina Fire should partner with Monterey Fire to expand CERT Teams into Marina. Marina Police should prioritize expanding mental health responding (not just co-responding but independent responding without police presence, like CAHOOTS model).	2/12/2025 10:17 PM
7	The world's climate changes naturally. People affect climate but little. This is all a political ploy to take away freedoms.	2/11/2025 1:37 PM

Q13 What is your age?

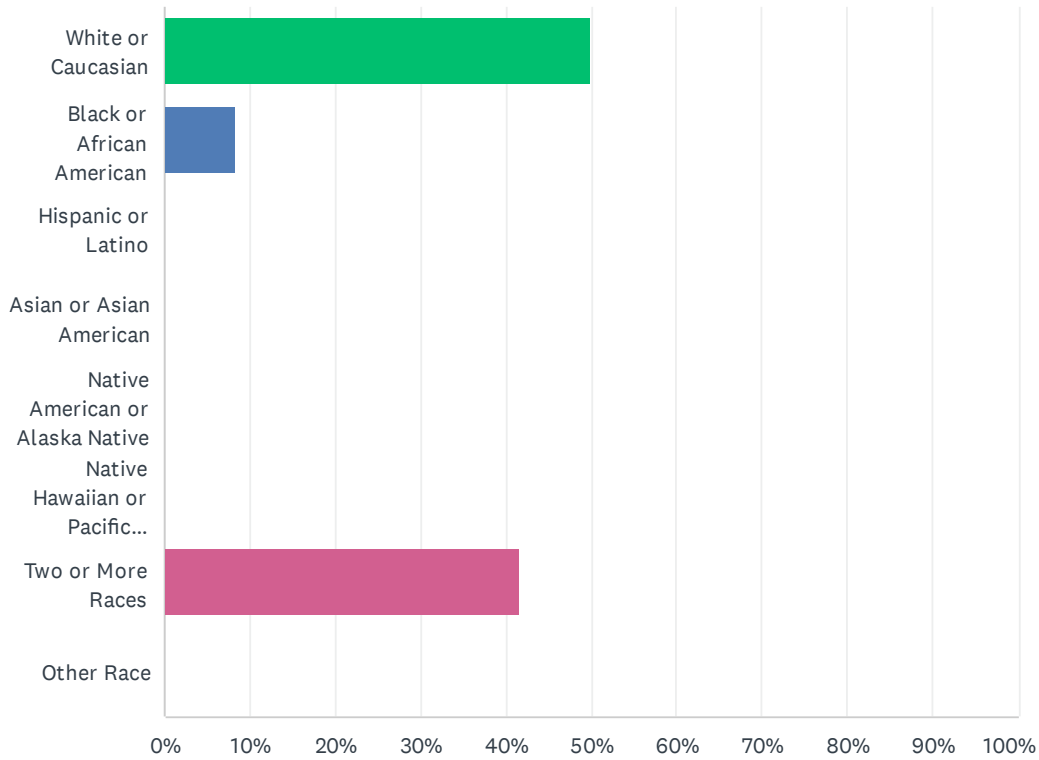
Answered: 13 Skipped: 1



ANSWER CHOICES	RESPONSES	
Under 18	0.00%	0
18-24	0.00%	0
25-34	0.00%	0
35-44	38.46%	5
45-64	30.77%	4
65 or older	30.77%	4
TOTAL		13

Q14 What best describes your background?

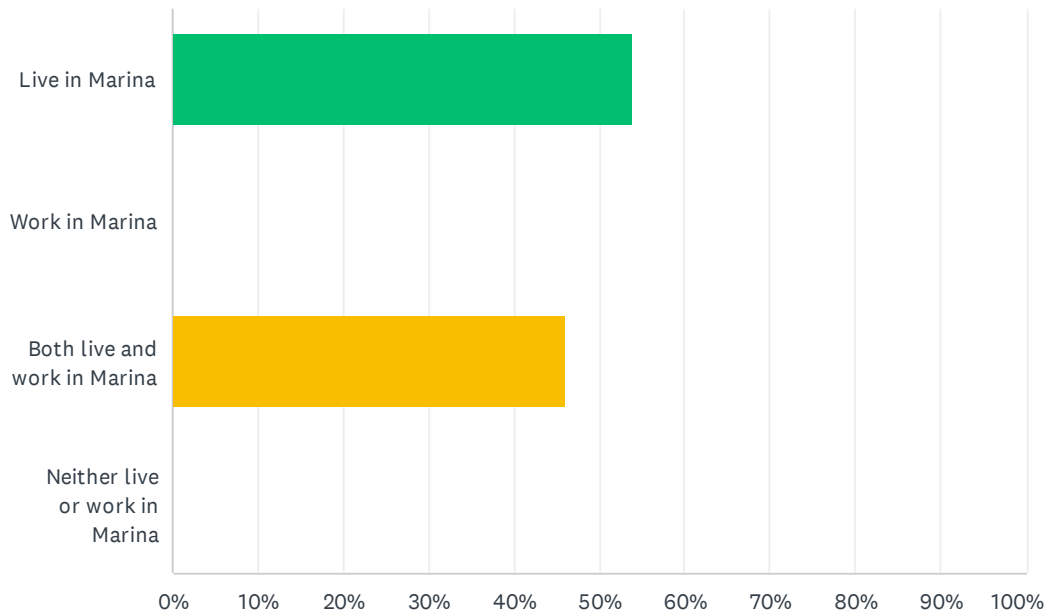
Answered: 12 Skipped: 2



ANSWER CHOICES	RESPONSES	
White or Caucasian	50.00%	6
Black or African American	8.33%	1
Hispanic or Latino	0.00%	0
Asian or Asian American	0.00%	0
Native American or Alaska Native	0.00%	0
Native Hawaiian or Pacific Islander	0.00%	0
Two or More Races	41.67%	5
Other Race	0.00%	0
TOTAL		12

Q15 Do you live and work in Marina?

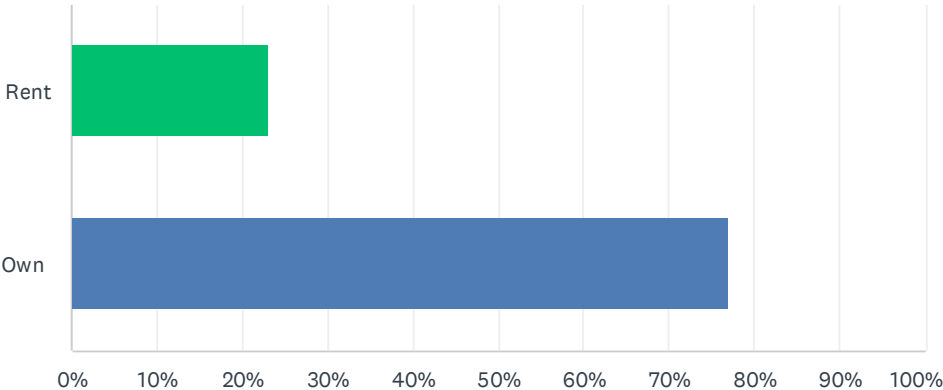
Answered: 13 Skipped: 1



ANSWER CHOICES	RESPONSES	
Live in Marina	53.85%	7
Work in Marina	0.00%	0
Both live and work in Marina	46.15%	6
Neither live or work in Marina	0.00%	0
TOTAL		13

Q16 Do you rent or own?

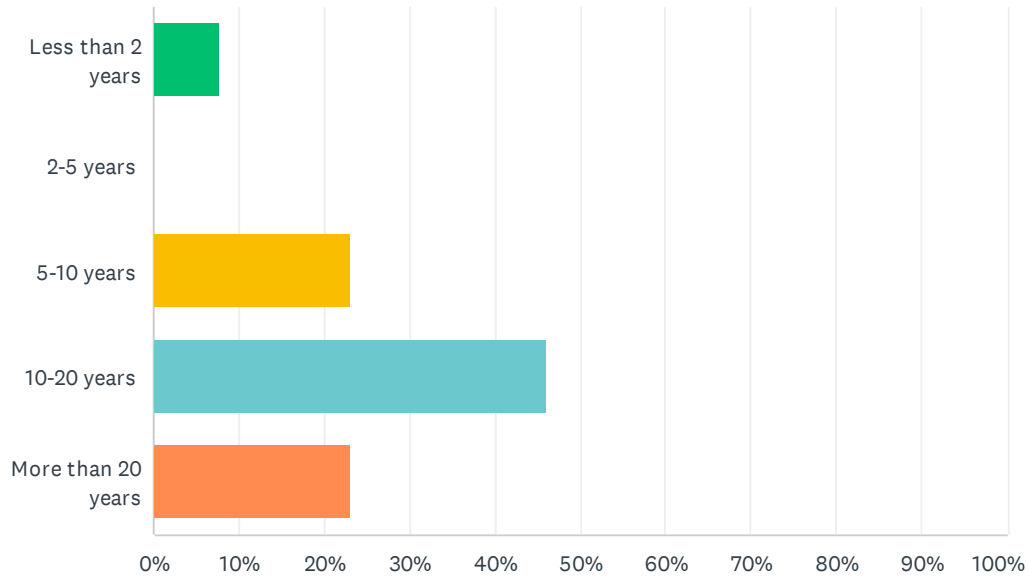
Answered: 13 Skipped: 1



ANSWER CHOICES	RESPONSES
Rent	23.08% 3
Own	76.92% 10
TOTAL	13

Q17 How long have you lived in Marina?

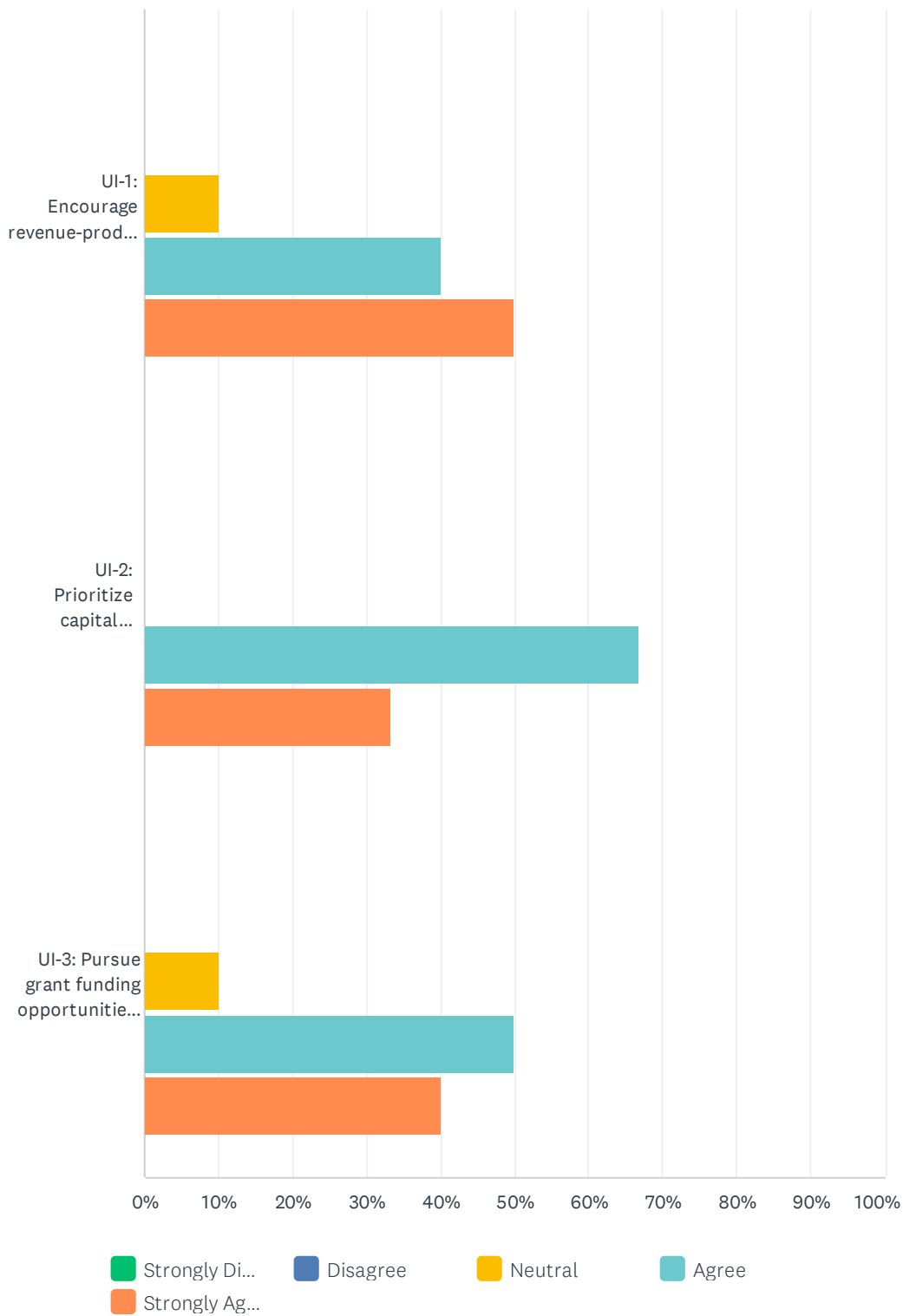
Answered: 13 Skipped: 1



ANSWER CHOICES	RESPONSES	
Less than 2 years	7.69%	1
2-5 years	0.00%	0
5-10 years	23.08%	3
10-20 years	46.15%	6
More than 20 years	23.08%	3
TOTAL		13

Q1 Please rate your level of agreement with the following ideas related to infrastructure maintenance in Marina.

Answered: 10 Skipped: 0

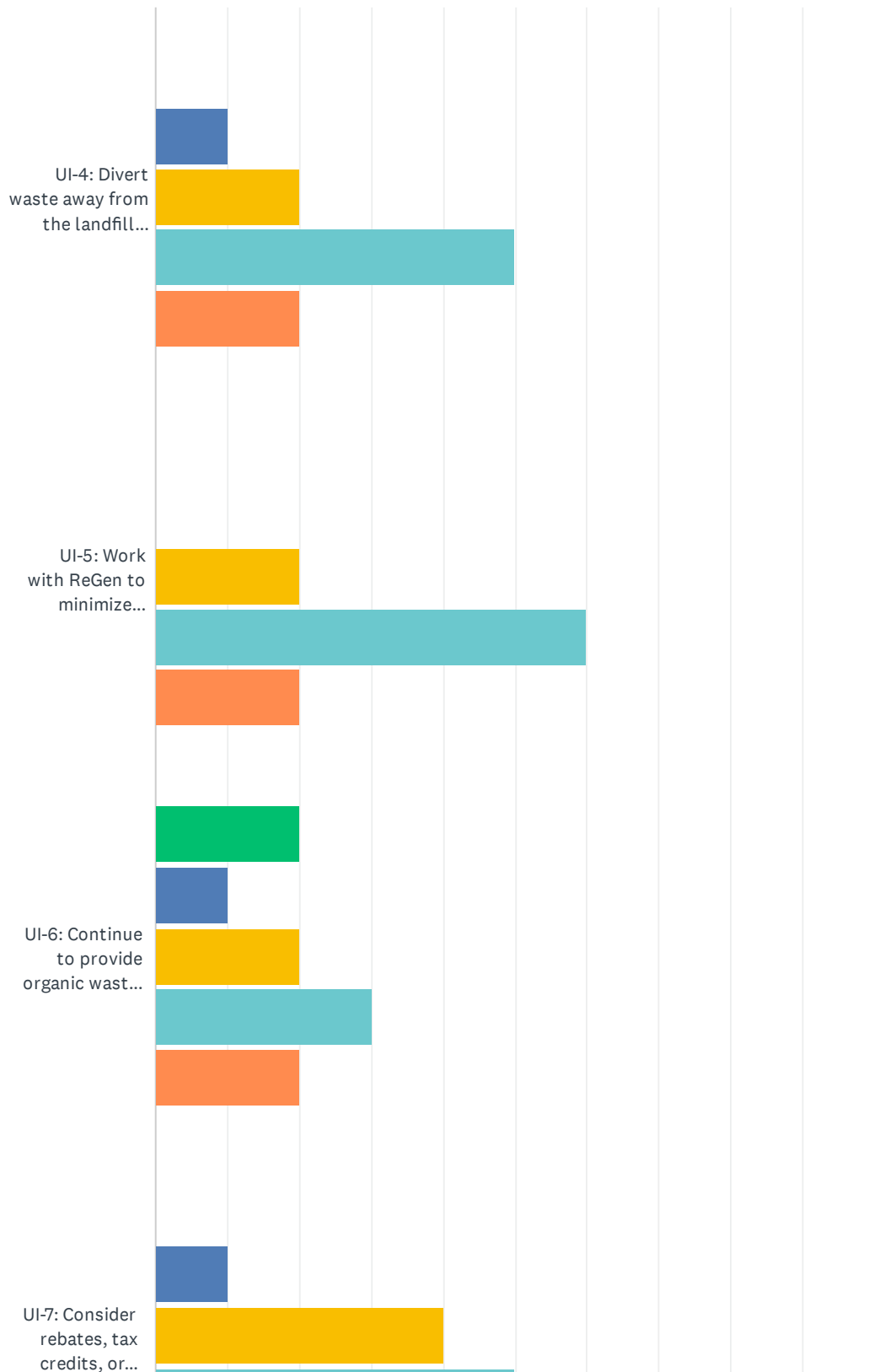


Marina GPU Survey 3G: Public Utilities, Infrastructure, and Water Policy Ideas

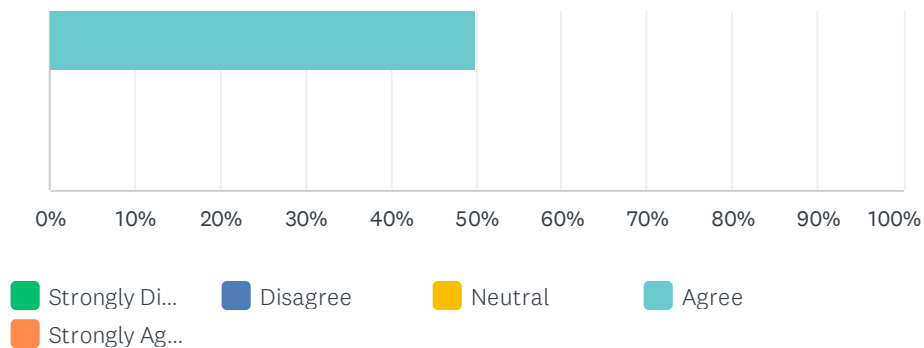
	STRONGLY DISAGREE	DISAGREE	NEUTRAL	AGREE	STRONGLY AGREE	TOTAL	WEIGHTED AVERAGE
UI-1: Encourage revenue-producing development to support City services/maintenance	0.00% 0	0.00% 0	10.00% 1	40.00% 4	50.00% 5	10	4.40
UI-2: Prioritize capital improvement projects to maximize utility of available funding	0.00% 0	0.00% 0	0.00% 0	66.67% 6	33.33% 3	9	4.33
UI-3: Pursue grant funding opportunities for multi-benefit projects	0.00% 0	0.00% 0	10.00% 1	50.00% 5	40.00% 4	10	4.30

Q2 Please rate your level of agreement with the following ideas related to waste and recycling in Marina.

Answered: 10 Skipped: 0



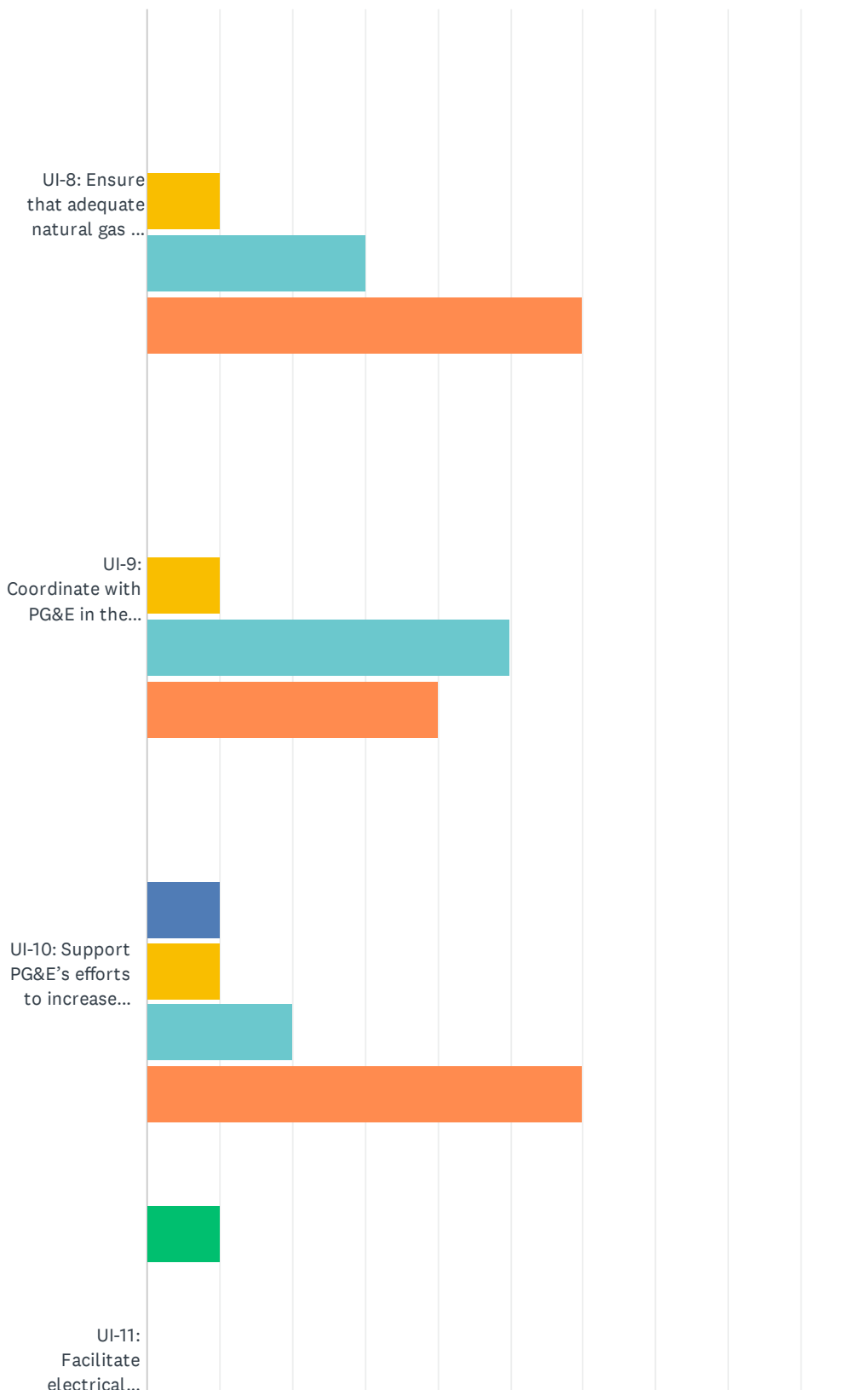
Marina GPU Survey 3G: Public Utilities, Infrastructure, and Water Policy Ideas



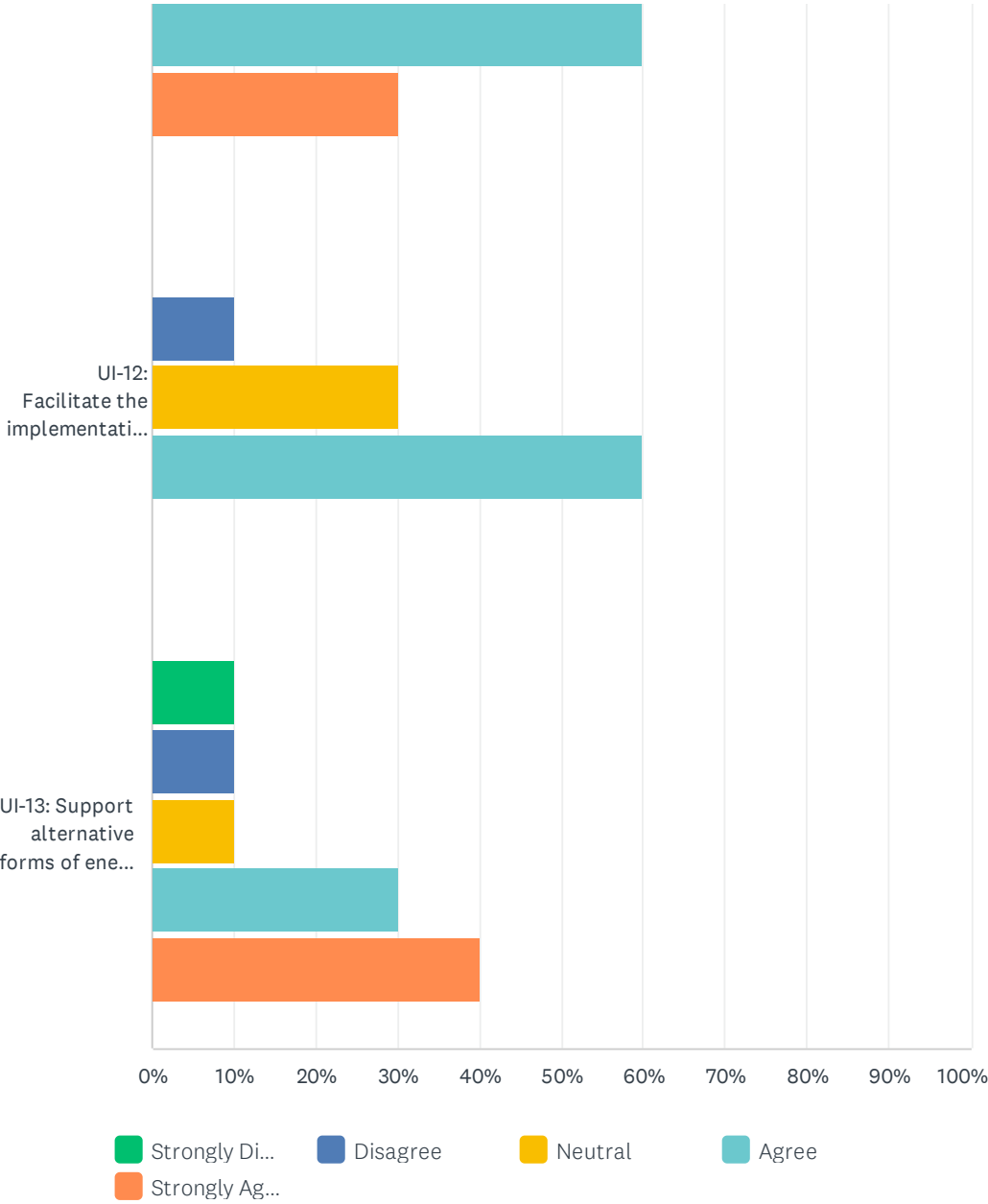
	STRONGLY DISAGREE	DISAGREE	NEUTRAL	AGREE	STRONGLY AGREE	TOTAL	WEIGHTED AVERAGE
UI-4: Divert waste away from the landfill to the maximum extent possible	0.00% 0	10.00% 1	20.00% 2	50.00% 5	20.00% 2	10	3.80
UI-5: Work with ReGen to minimize nuisance and pollution from the Regional Treatment Plant and Monterey Peninsula Landfill	0.00% 0	0.00% 0	20.00% 2	60.00% 6	20.00% 2	10	4.00
UI-6: Continue to provide organic waste collection through GreenWaste	20.00% 2	10.00% 1	20.00% 2	30.00% 3	20.00% 2	10	3.20
UI-7: Consider rebates, tax credits, or expedited permit processing for projects that incorporate waste reduction strategies	0.00% 0	10.00% 1	40.00% 4	50.00% 5	0.00% 0	10	3.40

Q3 Please rate your level of agreement with the following ideas related to electric and natural gas in Marina.

Answered: 10 Skipped: 0



Marina GPU Survey 3G: Public Utilities, Infrastructure, and Water Policy Ideas

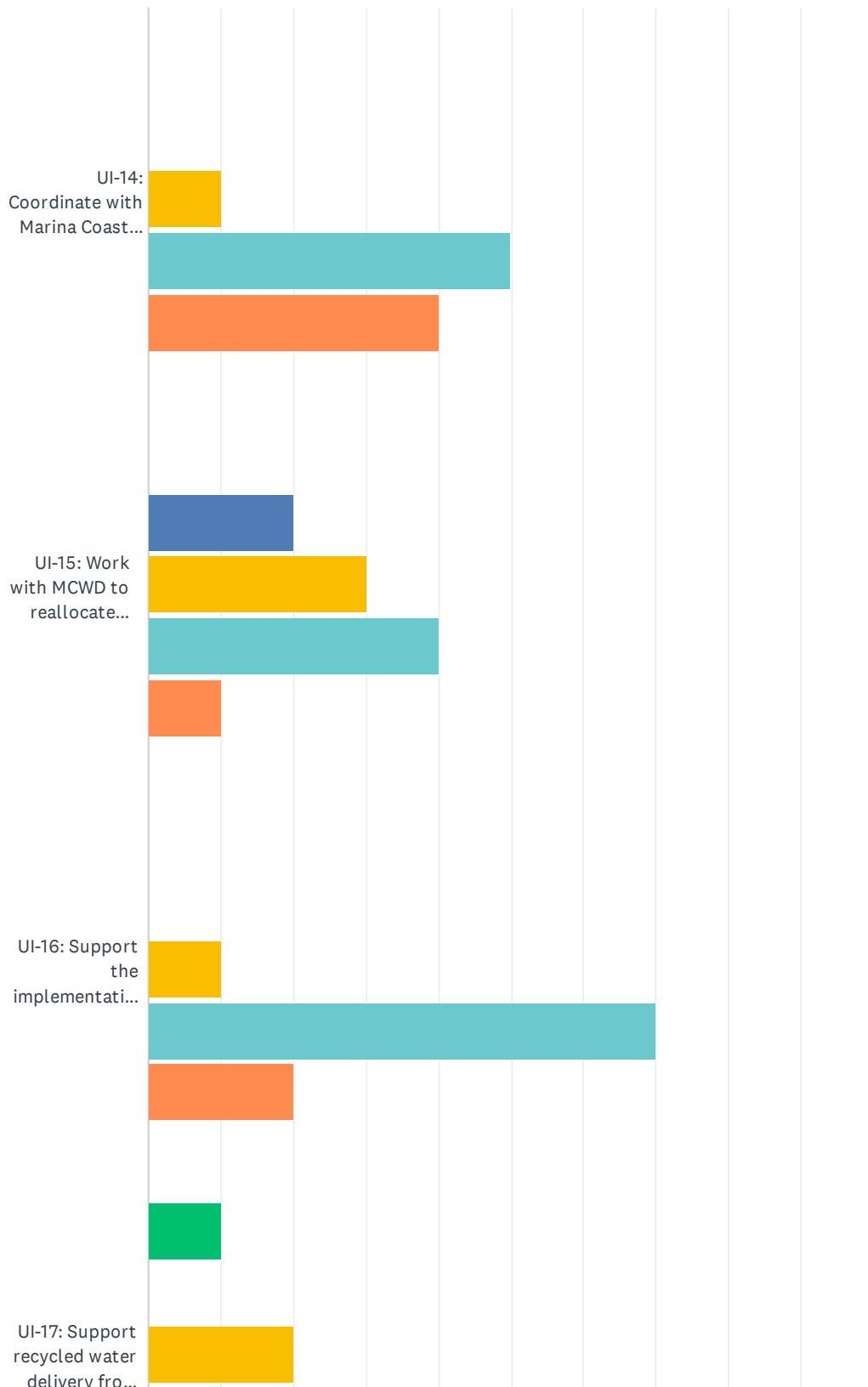


Marina GPU Survey 3G: Public Utilities, Infrastructure, and Water Policy Ideas

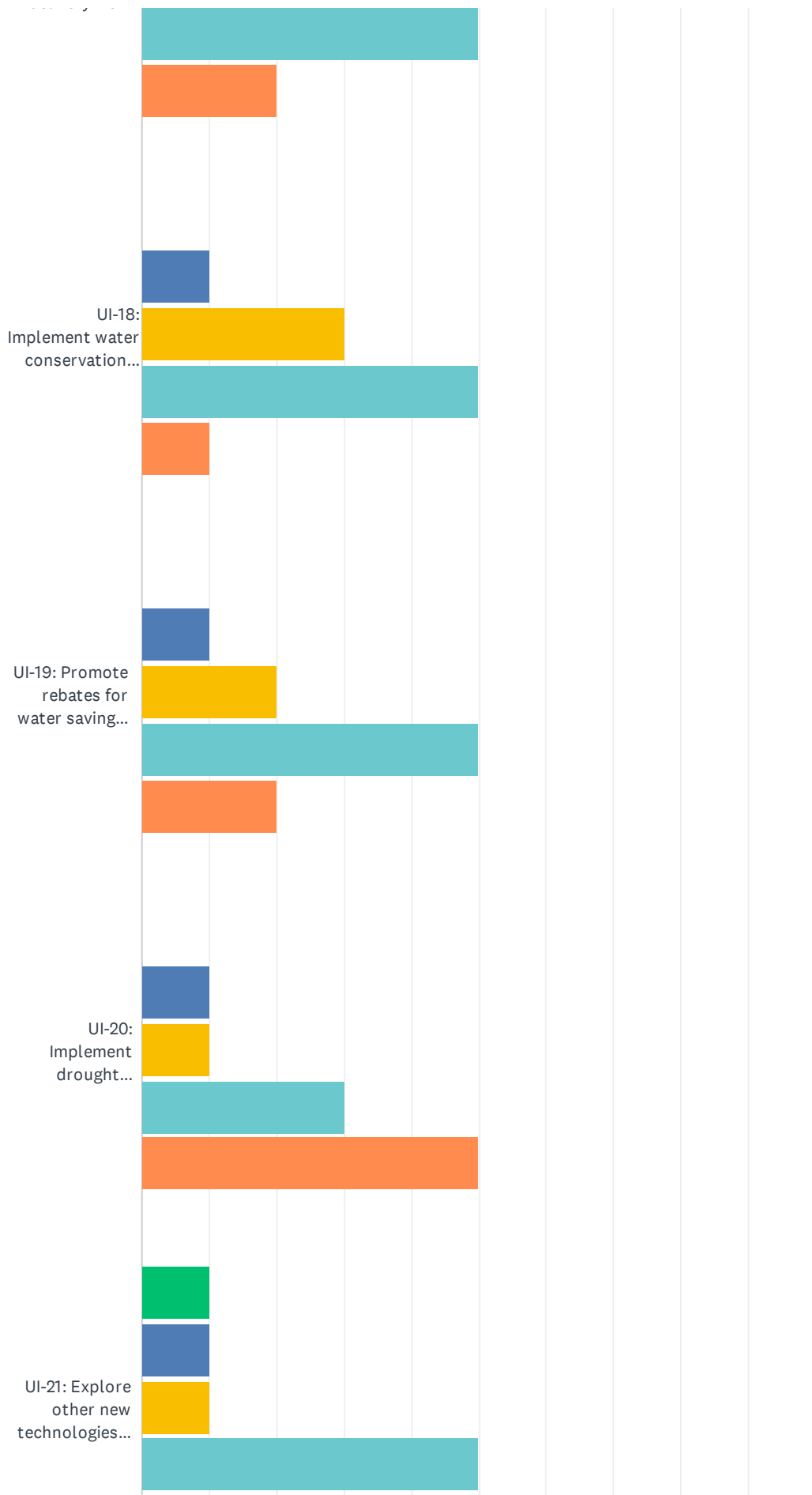
	STRONGLY DISAGREE	DISAGREE	NEUTRAL	AGREE	STRONGLY AGREE	TOTAL	WEIGHTED AVERAGE
UI-8: Ensure that adequate natural gas is available for existing areas and adequate electricity for developing areas	0.00% 0	0.00% 0	10.00% 1	30.00% 3	60.00% 6	10	4.50
UI-9: Coordinate with PG&E in the siting and design of gas and electric facilities to minimize environmental, aesthetic, and safety impacts	0.00% 0	0.00% 0	10.00% 1	50.00% 5	40.00% 4	10	4.30
UI-10: Support PG&E's efforts to increase reliability and resiliency of the electrical grid	0.00% 0	10.00% 1	10.00% 1	20.00% 2	60.00% 6	10	4.30
UI-11: Facilitate electrical undergrounding on Reservation Road	10.00% 1	0.00% 0	0.00% 0	60.00% 6	30.00% 3	10	4.00
UI-12: Facilitate the implementation of 3CE programs for gradual electrification	0.00% 0	10.00% 1	30.00% 3	60.00% 6	0.00% 0	10	3.50
UI-13: Support alternative forms of energy such as solar and wind, especially with regard to public buildings and facilities	10.00% 1	10.00% 1	10.00% 1	30.00% 3	40.00% 4	10	3.80

Q4 Please rate your level of agreement with the following ideas related to water supply in Marina.

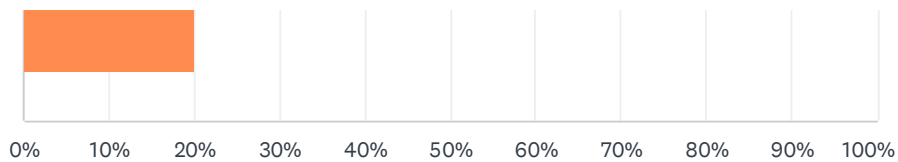
Answered: 10 Skipped: 0



Marina GPU Survey 3G: Public Utilities, Infrastructure, and Water Policy Ideas



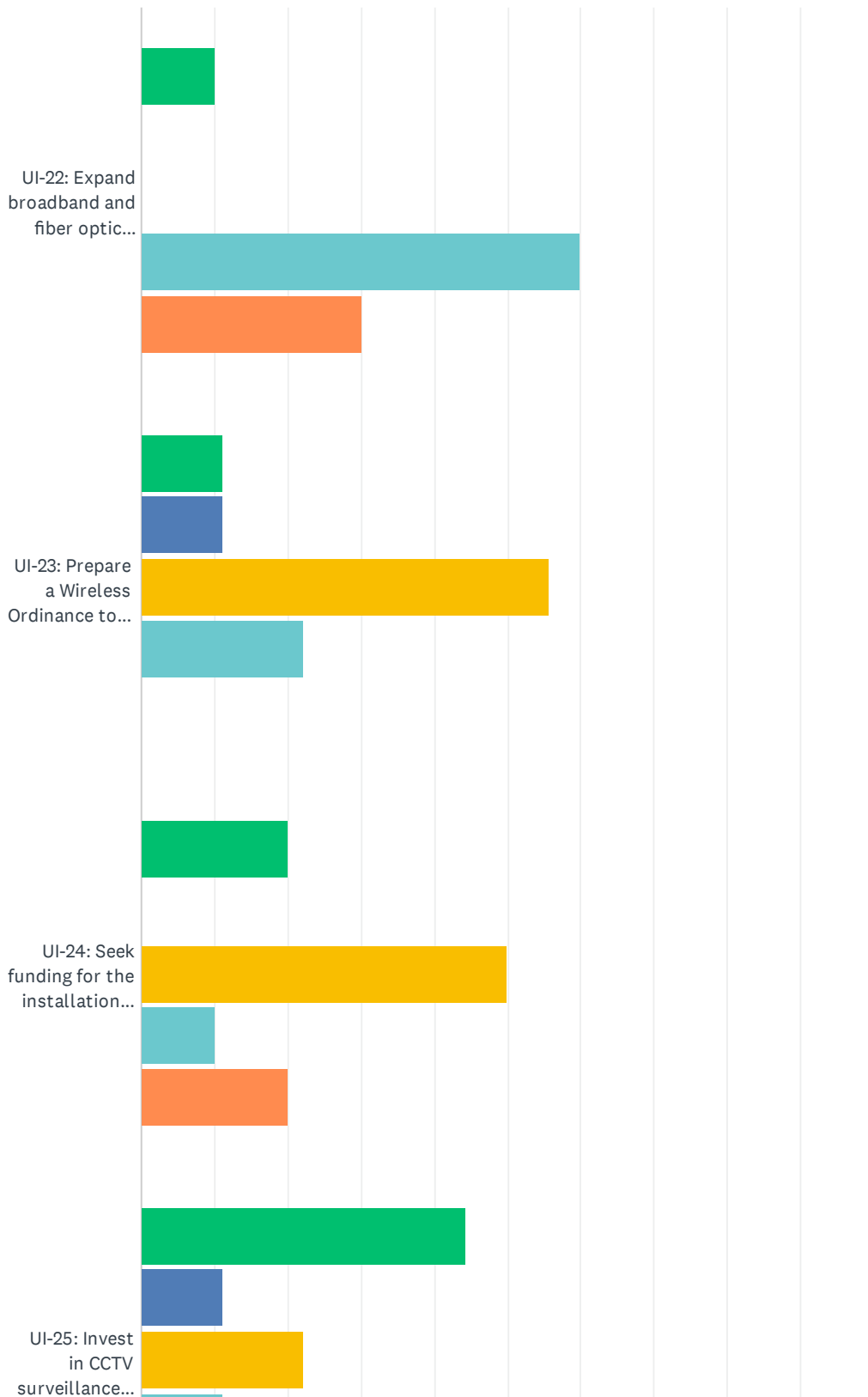
Marina GPU Survey 3G: Public Utilities, Infrastructure, and Water Policy Ideas



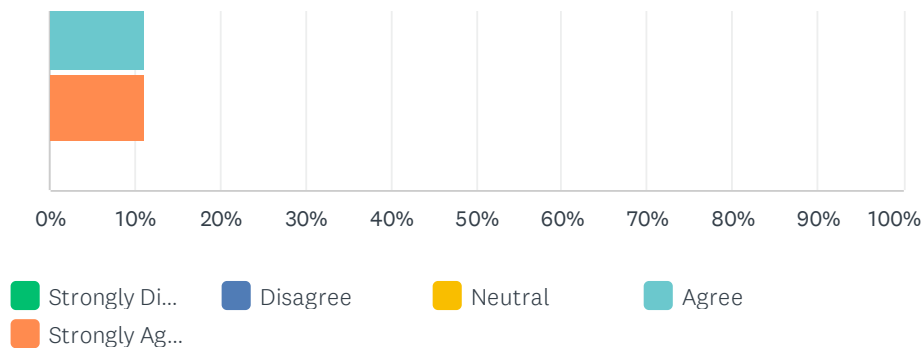
	STRONGLY DISAGREE	DISAGREE	NEUTRAL	AGREE	STRONGLY AGREE	TOTAL	WEIGHTED AVERAGE
UI-14: Coordinate with Marina Coast Water District (MCWD) to ensure that Marina's water supply aligns with future needs	0.00% 0	0.00% 0	10.00% 1	50.00% 5	40.00% 4	10	4.30
UI-15: Work with MCWD to reallocate water supply from underutilized districts to Fort Ord	0.00% 0	20.00% 2	30.00% 3	40.00% 4	10.00% 1	10	3.40
UI-16: Support the implementation of MCWD's Groundwater Sustainability Plan	0.00% 0	0.00% 0	10.00% 1	70.00% 7	20.00% 2	10	4.10
UI-17: Support recycled water delivery from Monterey One Water[SC1] for irrigation and potable water	10.00% 1	0.00% 0	20.00% 2	50.00% 5	20.00% 2	10	3.70
UI-18: Implement water conservation measures, especially in times of drought	0.00% 0	10.00% 1	30.00% 3	50.00% 5	10.00% 1	10	3.60
UI-19: Promote rebates for water saving fixtures and native/drought tolerant landscaping	0.00% 0	10.00% 1	20.00% 2	50.00% 5	20.00% 2	10	3.80
UI-20: Implement drought tolerant landscaping at City facilities and parks	0.00% 0	10.00% 1	10.00% 1	30.00% 3	50.00% 5	10	4.20
UI-21: Explore other new technologies to collect water, such as fog collection	10.00% 1	10.00% 1	10.00% 1	50.00% 5	20.00% 2	10	3.60

Q5 Please rate your level of agreement with the following ideas related to telecommunications in Marina.

Answered: 10 Skipped: 0



Marina GPU Survey 3G: Public Utilities, Infrastructure, and Water Policy Ideas



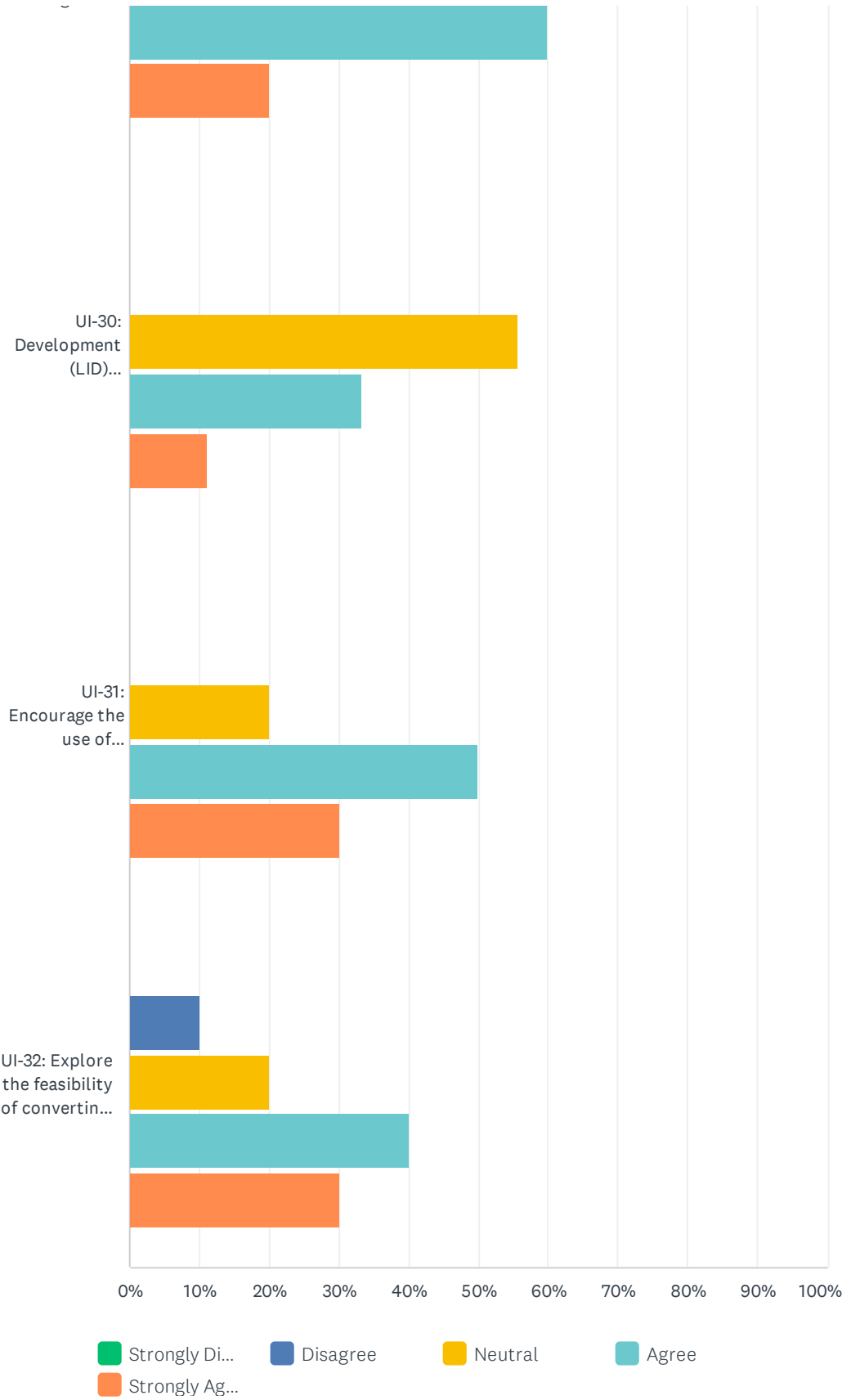
	STRONGLY DISAGREE	DISAGREE	NEUTRAL	AGREE	STRONGLY AGREE	TOTAL	WEIGHTED AVERAGE
UI-22: Expand broadband and fiber optic throughout Marina to ensure high-speed internet access for all	10.00% 1	0.00% 0	0.00% 0	60.00% 6	30.00% 3	10	4.00
UI-23: Prepare a Wireless Ordinance to streamline deployment of wireless facilities	11.11% 1	11.11% 1	55.56% 5	22.22% 2	0.00% 0	9	2.89
UI-24: Seek funding for the installation of public Wi-Fi access points throughout the city, including in public parking lots	20.00% 2	0.00% 0	50.00% 5	10.00% 1	20.00% 2	10	3.10
UI-25: Invest in CCTV surveillance trailers and other advanced surveillance technologies to ensure real-time monitoring and rapid response to incidents	44.44% 4	11.11% 1	22.22% 2	11.11% 1	11.11% 1	9	2.33

Q6 Please rate your level of agreement with the following ideas related to stormwater in Marina.

Answered: 10 Skipped: 0



Marina GPU Survey 3G: Public Utilities, Infrastructure, and Water Policy Ideas



Marina GPU Survey 3G: Public Utilities, Infrastructure, and Water Policy Ideas

	STRONGLY DISAGREE	DISAGREE	NEUTRAL	AGREE	STRONGLY AGREE	TOTAL	WEIGHTED AVERAGE
UI-26: Require the latest best management practices for on-site stormwater retention, treatment, and infiltration	0.00% 0	0.00% 0	30.00% 3	50.00% 5	20.00% 2	10	3.90
UI-27: Require compliance with Urban Stormwater Quality	0.00% 0	0.00% 0	20.00% 2	70.00% 7	10.00% 1	10	3.90
UI-28: Management to eliminate illegal discharges and protect local waterbodies	0.00% 0	0.00% 0	10.00% 1	40.00% 4	50.00% 5	10	4.40
UI-29: Encourage "green infrastructure" design and Low Impact	0.00% 0	10.00% 1	10.00% 1	60.00% 6	20.00% 2	10	3.90
UI-30: Development (LID) techniques	0.00% 0	0.00% 0	55.56% 5	33.33% 3	11.11% 1	9	3.56
UI-31: Encourage the use of stormwater harvesting systems	0.00% 0	0.00% 0	20.00% 2	50.00% 5	30.00% 3	10	4.10
UI-32: Explore the feasibility of converting stormwater retention basins to public parks	0.00% 0	10.00% 1	20.00% 2	40.00% 4	30.00% 3	10	3.90

**Q7 Of all the ideas presented above, what is most important to you?
Please provide your response below.**

Answered: 4 Skipped: 6

#	RESPONSES	DATE
1	Improve access to high speed internet	2/25/2025 10:27 PM
2	Stop wasting tax dollars on the fraudulent Green Agenda, and stop propagandizing the Climate Change mooch operation.	2/20/2025 5:36 PM
3	preserving groundwater sources	2/12/2025 1:56 PM
4	PG&E electrical reliability, water quality and conservation.	2/12/2025 9:49 AM

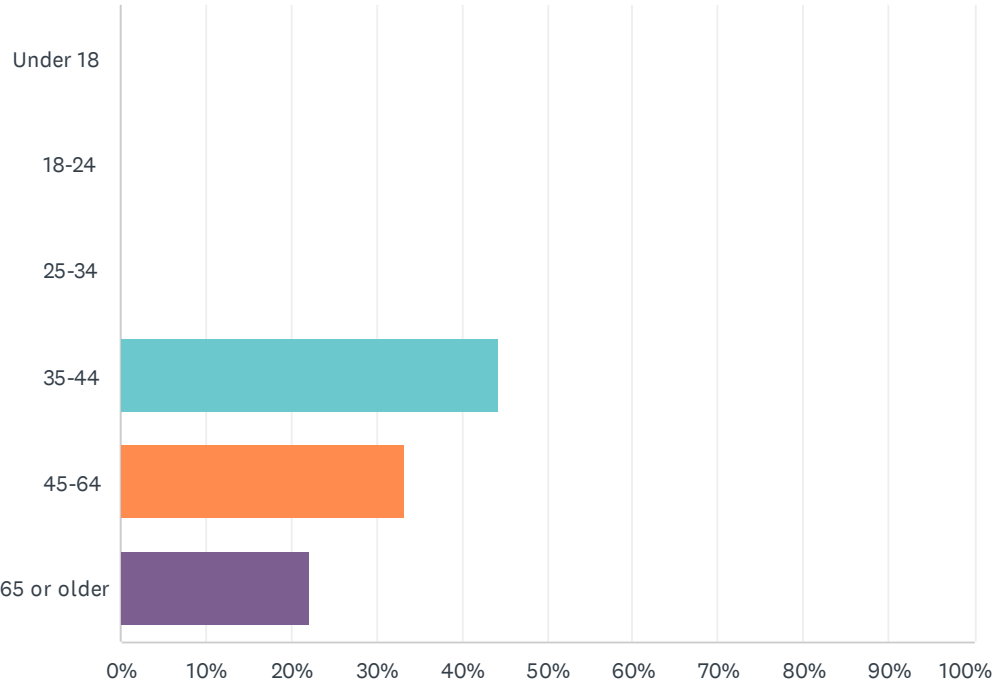
Q8 Do you have any other ideas or comments related to public utilities, infrastructure, and water in Marina? If so, please use the space below to leave additional comments.

Answered: 2 Skipped: 8

#	RESPONSES	DATE
1	Stop wasting tax dollars on the fraudulent Green Agenda, and stop propagandizing the Climate Change mooch operation.	2/20/2025 5:36 PM
2	Help low income households pay for water saving improvements. Make big box stores offset costs	2/12/2025 1:56 PM

Q9 What is your age?

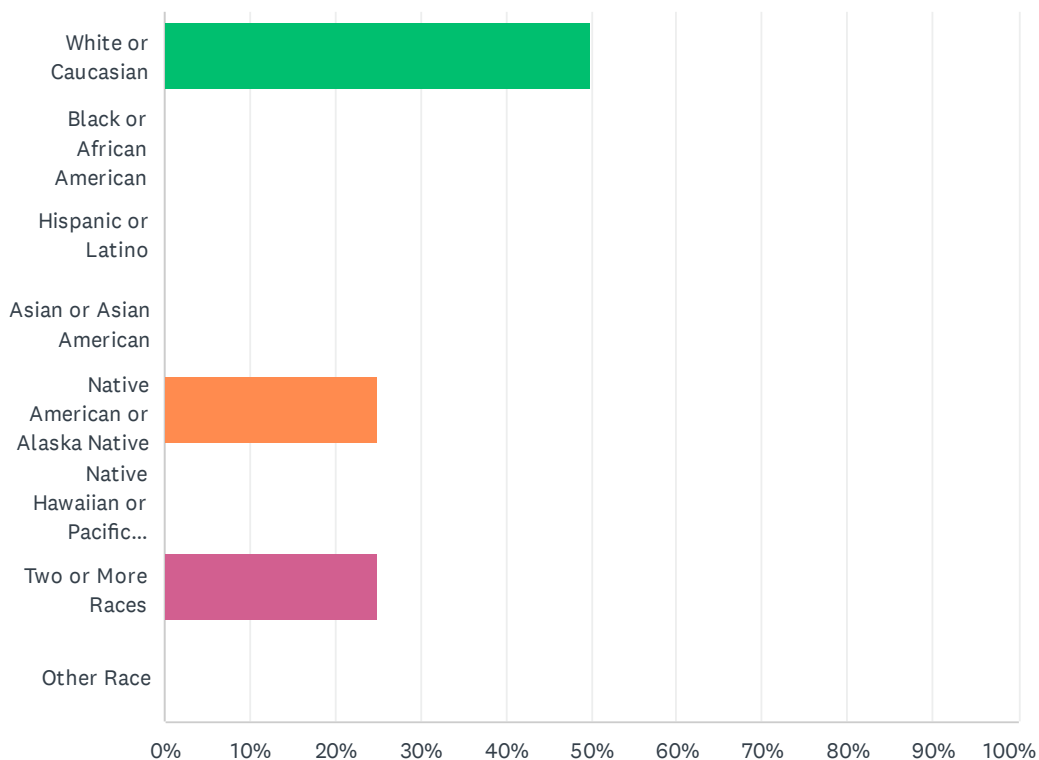
Answered: 9 Skipped: 1



ANSWER CHOICES	RESPONSES
Under 18	0.00% 0
18-24	0.00% 0
25-34	0.00% 0
35-44	44.44% 4
45-64	33.33% 3
65 or older	22.22% 2
TOTAL	9

Q10 What best describes your background?

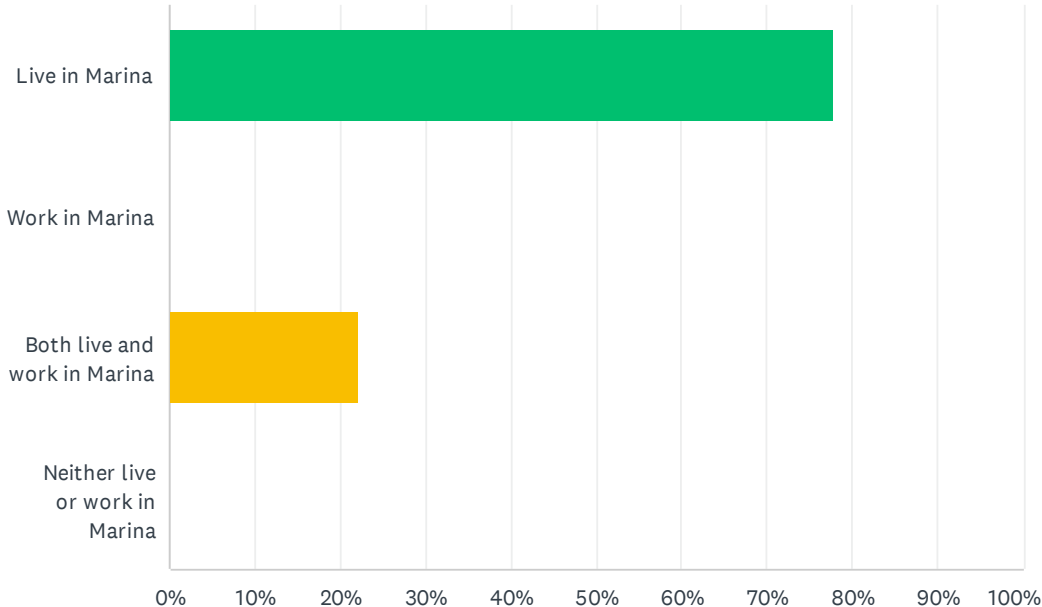
Answered: 8 Skipped: 2



ANSWER CHOICES	RESPONSES	
White or Caucasian	50.00%	4
Black or African American	0.00%	0
Hispanic or Latino	0.00%	0
Asian or Asian American	0.00%	0
Native American or Alaska Native	25.00%	2
Native Hawaiian or Pacific Islander	0.00%	0
Two or More Races	25.00%	2
Other Race	0.00%	0
TOTAL		8

Q11 Do you live and work in Marina?

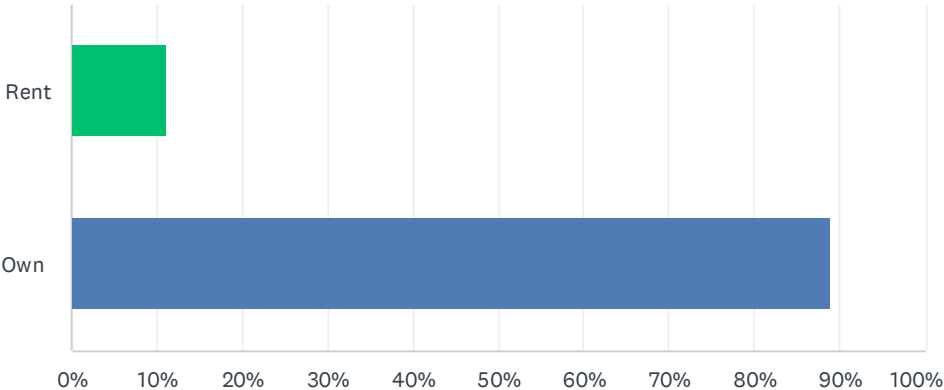
Answered: 9 Skipped: 1



ANSWER CHOICES	RESPONSES	
Live in Marina	77.78%	7
Work in Marina	0.00%	0
Both live and work in Marina	22.22%	2
Neither live or work in Marina	0.00%	0
TOTAL		9

Q12 Do you rent or own?

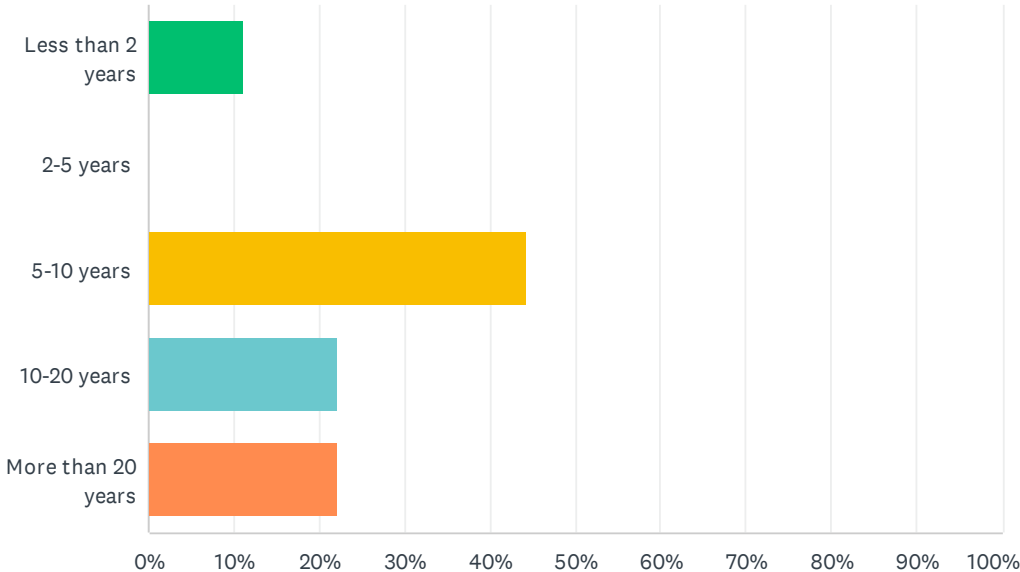
Answered: 9 Skipped: 1



ANSWER CHOICES	RESPONSES	
Rent	11.11%	1
Own	88.89%	8
TOTAL		9

Q13 How long have you lived in Marina?

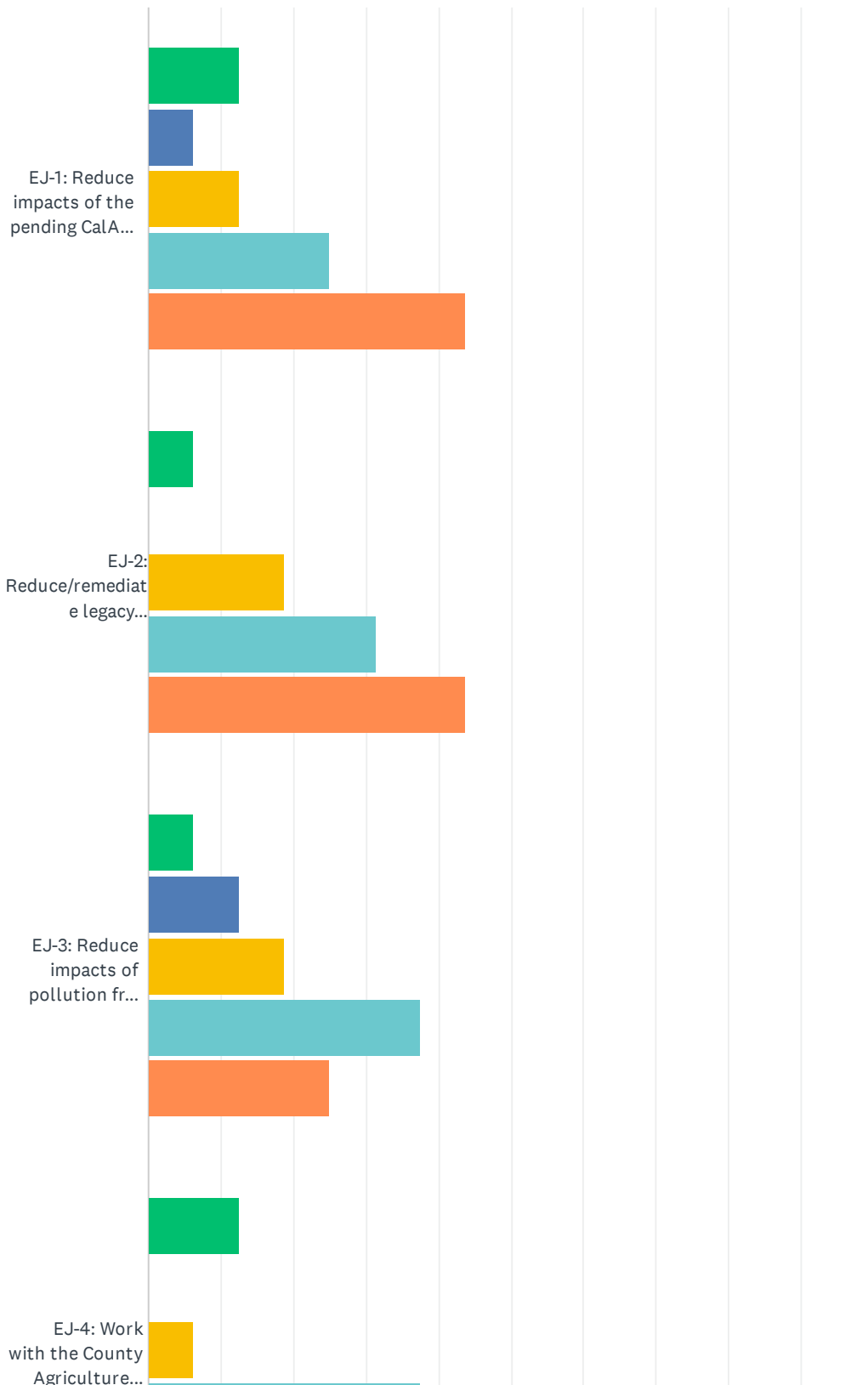
Answered: 9 Skipped: 1



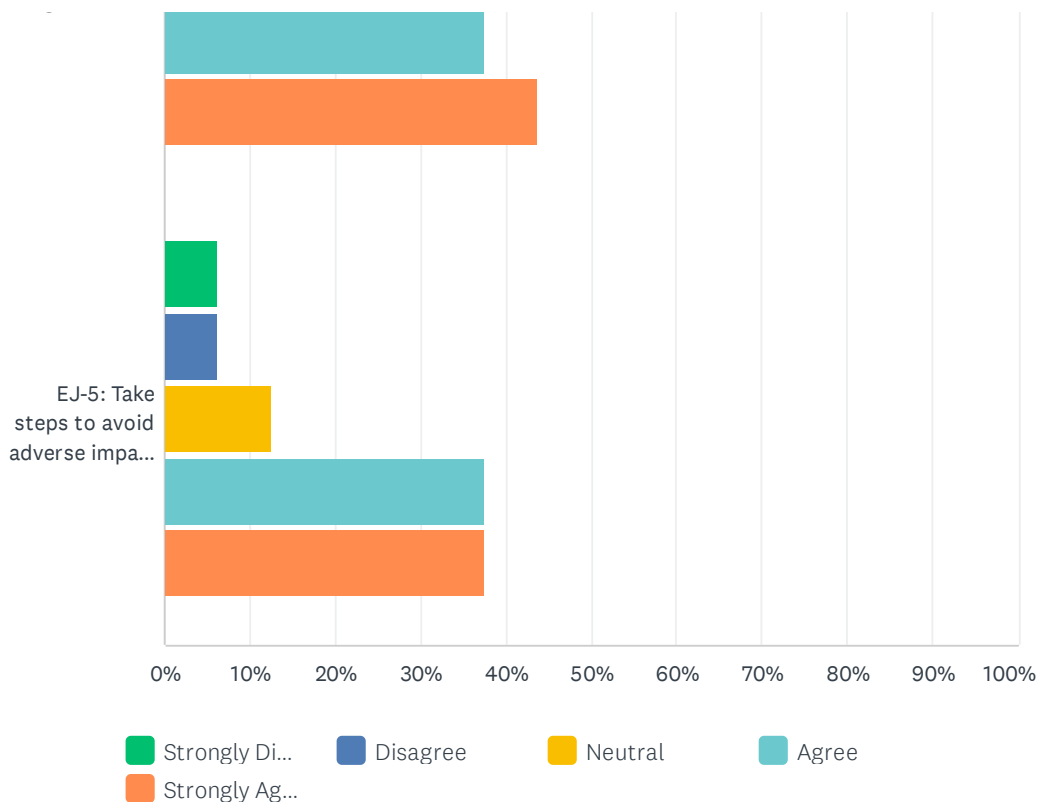
ANSWER CHOICES	RESPONSES	
Less than 2 years	11.11%	1
2-5 years	0.00%	0
5-10 years	44.44%	4
10-20 years	22.22%	2
More than 20 years	22.22%	2
TOTAL		9

Q1 Please rate your level of agreement with the following ideas related to pollution burden in Marina.

Answered: 16 Skipped: 0



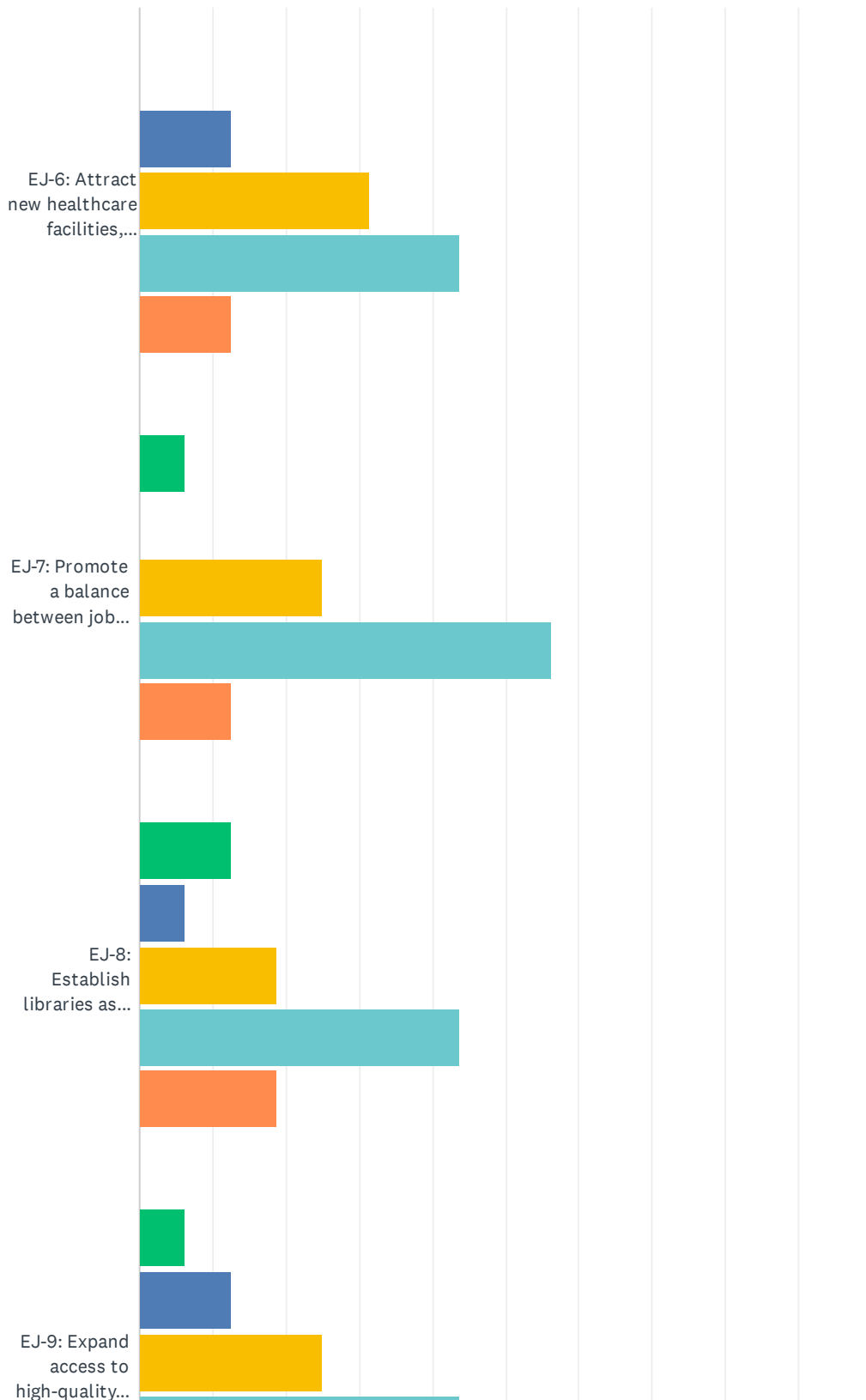
Marina GPU Survey 3H: Environmental Justice Policy Ideas



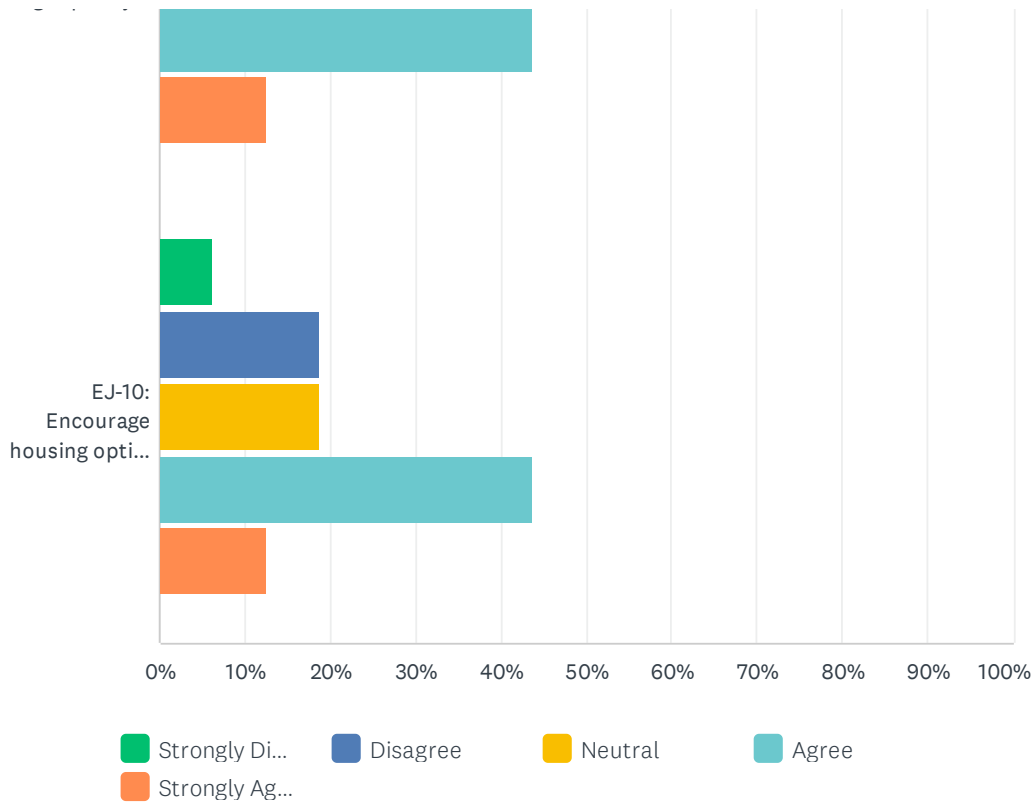
	STRONGLY DISAGREE	DISAGREE	NEUTRAL	AGREE	STRONGLY AGREE	TOTAL	WEIGHTED AVERAGE
EJ-1: Reduce impacts of the pending CalAm desalination plant, regional wastewater treatment plant, and regional landfill on the community	12.50% 2	6.25% 1	12.50% 2	25.00% 4	43.75% 7	16	3.81
EJ-2: Reduce/remediate legacy pollution on former Fort Ord lands	6.25% 1	0.00% 0	18.75% 3	31.25% 5	43.75% 7	16	4.06
EJ-3: Reduce impacts of pollution from Highway 101 and other roadways	6.25% 1	12.50% 2	18.75% 3	37.50% 6	25.00% 4	16	3.63
EJ-4: Work with the County Agriculture Commission to promote sustainable farming practices to reduce pesticide use	12.50% 2	0.00% 0	6.25% 1	37.50% 6	43.75% 7	16	4.00
EJ-5: Take steps to avoid adverse impacts of airport operations on Marina residents as the airport expands	6.25% 1	6.25% 1	12.50% 2	37.50% 6	37.50% 6	16	3.94

Q2 Please rate your level of agreement with the following ideas related to land use in Marina.

Answered: 16 Skipped: 0



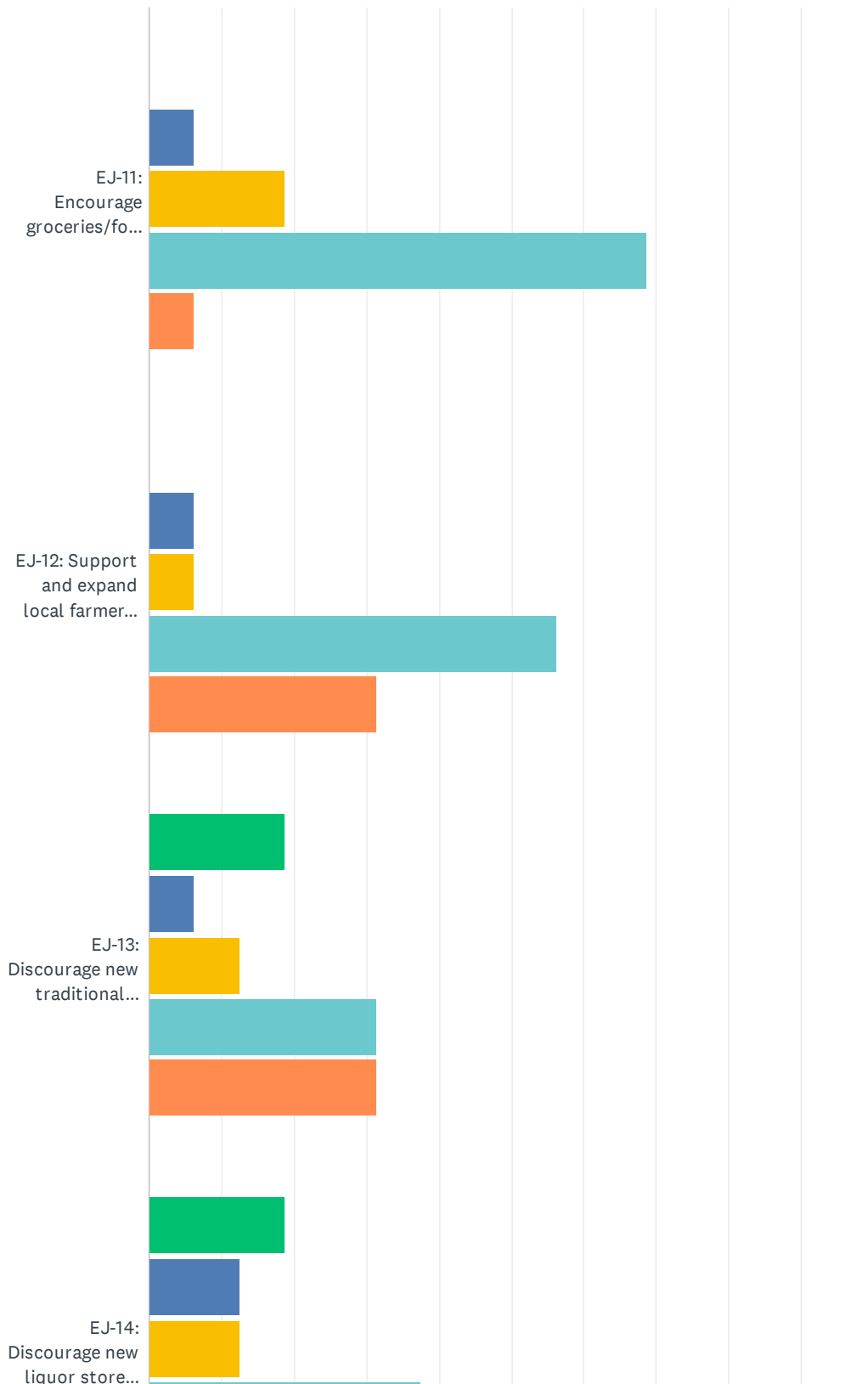
Marina GPU Survey 3H: Environmental Justice Policy Ideas



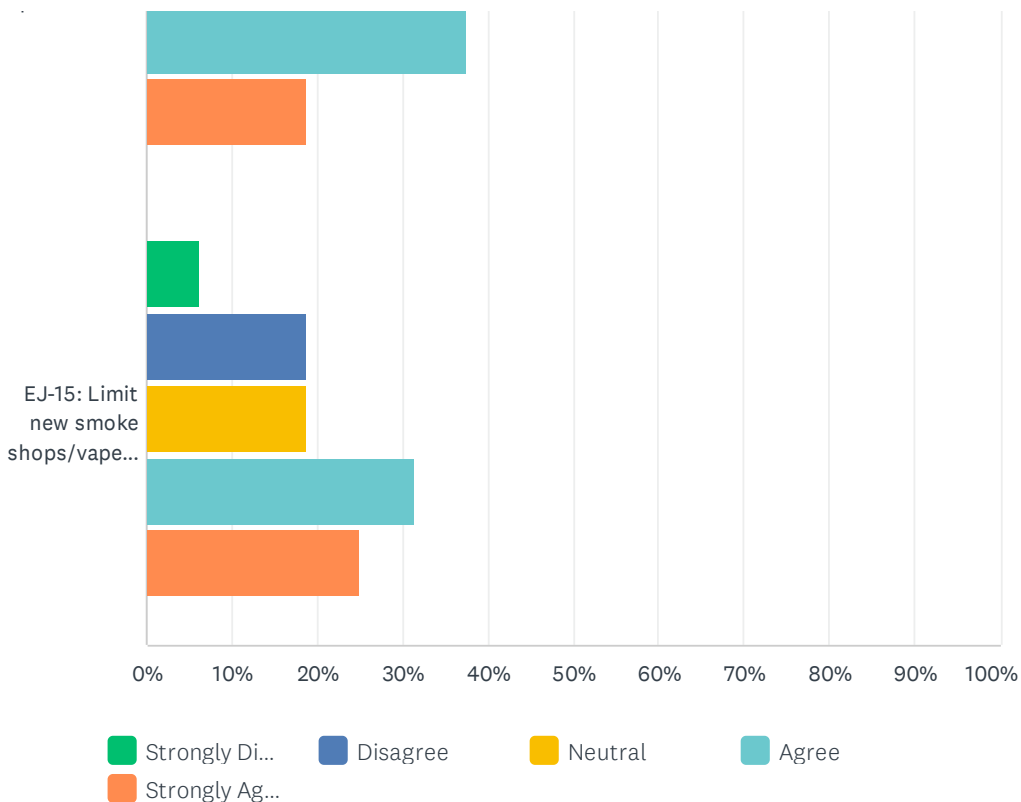
	STRONGLY DISAGREE	DISAGREE	NEUTRAL	AGREE	STRONGLY AGREE	TOTAL	WEIGHTED AVERAGE
EJ-6: Attract new healthcare facilities, medical providers, and community health centers	0.00% 0	12.50% 2	31.25% 5	43.75% 7	12.50% 2	16	3.56
EJ-7: Promote a balance between job opportunities and housing by growing livable job opportunities in town	6.25% 1	0.00% 0	25.00% 4	56.25% 9	12.50% 2	16	3.69
EJ-8: Establish libraries as resource centers	12.50% 2	6.25% 1	18.75% 3	43.75% 7	18.75% 3	16	3.50
EJ-9: Expand access to high-quality, affordable childcare	6.25% 1	12.50% 2	25.00% 4	43.75% 7	12.50% 2	16	3.44
EJ-10: Encourage housing options for disabled populations	6.25% 1	18.75% 3	18.75% 3	43.75% 7	12.50% 2	16	3.38

Q3 Please rate your level of agreement with the following ideas related to healthy food access in Marina.

Answered: 16 Skipped: 0



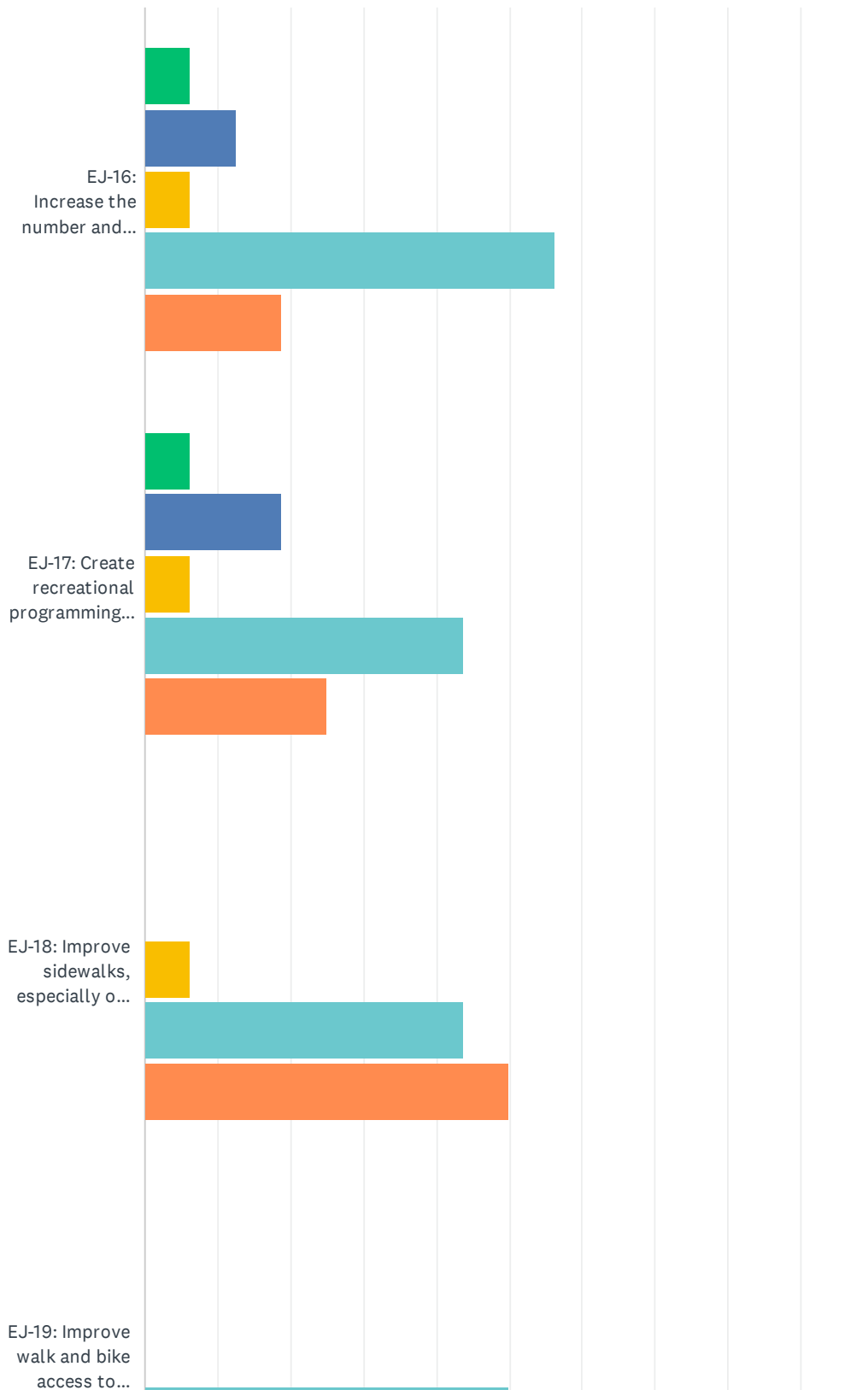
Marina GPU Survey 3H: Environmental Justice Policy Ideas



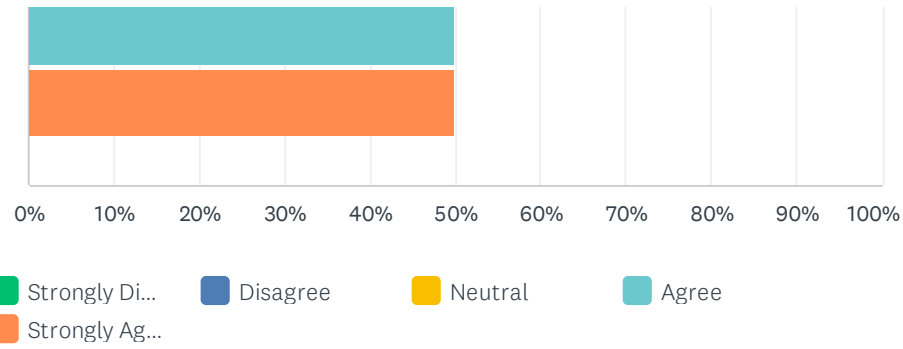
	STRONGLY DISAGREE	DISAGREE	NEUTRAL	AGREE	STRONGLY AGREE	TOTAL	WEIGHTED AVERAGE
EJ-11: Encourage groceries/food retail stores to locate in Marina	0.00% 0	6.25% 1	18.75% 3	68.75% 11	6.25% 1	16	3.75
EJ-12: Support and expand local farmers' markets	0.00% 0	6.25% 1	6.25% 1	56.25% 9	31.25% 5	16	4.13
EJ-13: Discourage new traditional fast food drive-thru establishments and promote healthier eating options throughout the city, including fast casual or "healthy fast food"	18.75% 3	6.25% 1	12.50% 2	31.25% 5	31.25% 5	16	3.50
EJ-14: Discourage new liquor stores by enforcing the existing geographic quota (a maximum per square mile)	18.75% 3	12.50% 2	12.50% 2	37.50% 6	18.75% 3	16	3.25
EJ-15: Limit new smoke shops/vape stores by making them conditionally permitted uses	6.25% 1	18.75% 3	18.75% 3	31.25% 5	25.00% 4	16	3.50

Q4 Please rate your level of agreement with the following ideas related to physical activity in Marina.

Answered: 16 Skipped: 0



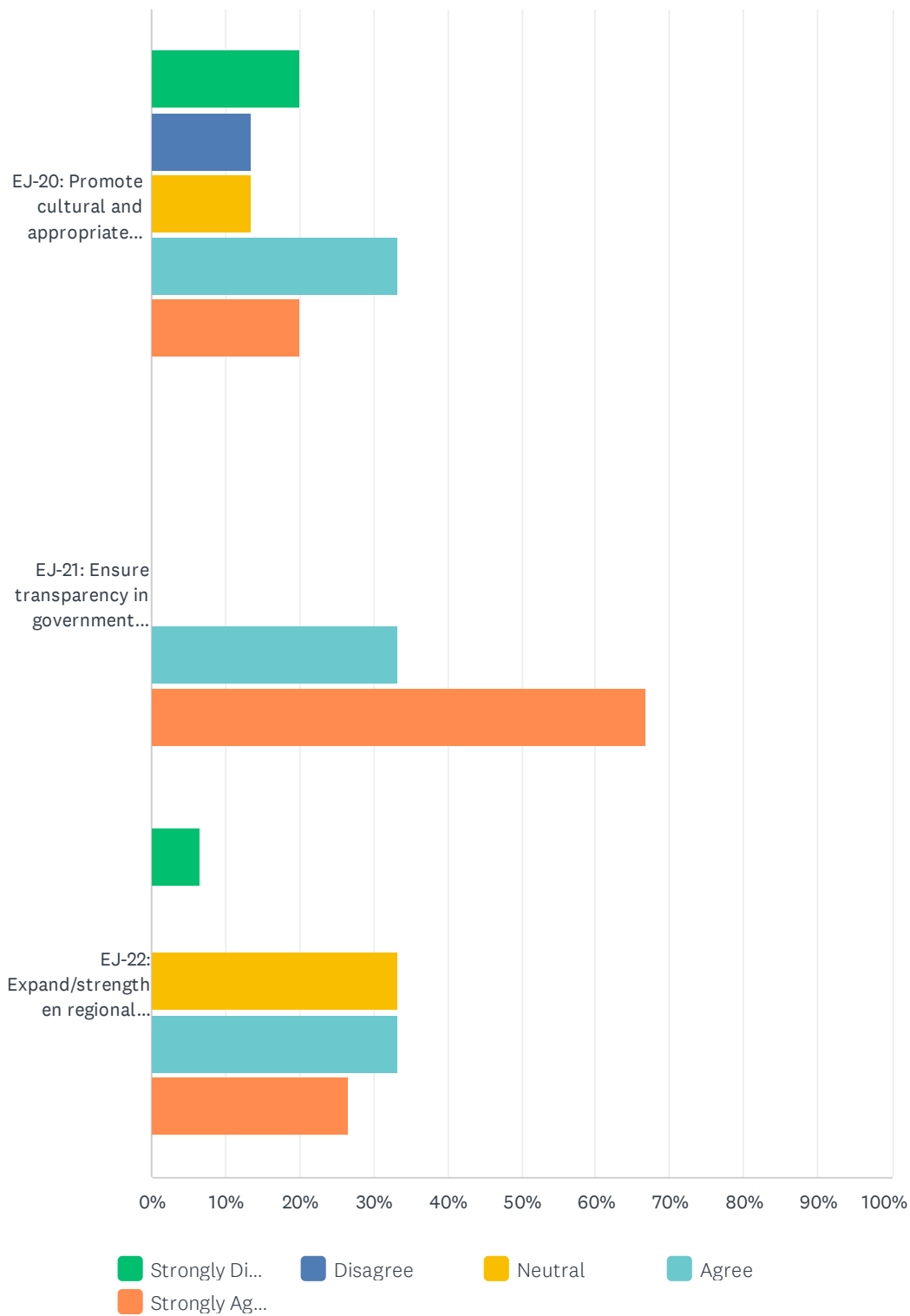
Marina GPU Survey 3H: Environmental Justice Policy Ideas



	STRONGLY DISAGREE	DISAGREE	NEUTRAL	AGREE	STRONGLY AGREE	TOTAL	WEIGHTED AVERAGE
EJ-16: Increase the number and diversity of parks and open space, especially for disadvantaged communities	6.25% 1	12.50% 2	6.25% 1	56.25% 9	18.75% 3	16	3.69
EJ-17: Create recreational programming that reflects the diversity of Marina residents	6.25% 1	18.75% 3	6.25% 1	43.75% 7	25.00% 4	16	3.63
EJ-18: Improve sidewalks, especially on major commercial and residential corridors	0.00% 0	0.00% 0	6.25% 1	43.75% 7	50.00% 8	16	4.44
EJ-19: Improve walk and bike access to schools, parks, and food stores	0.00% 0	0.00% 0	0.00% 0	50.00% 8	50.00% 8	16	4.50

Q5 Please rate your level of agreement with the following ideas related to civic engagement and partnerships in Marina.

Answered: 15 Skipped: 1

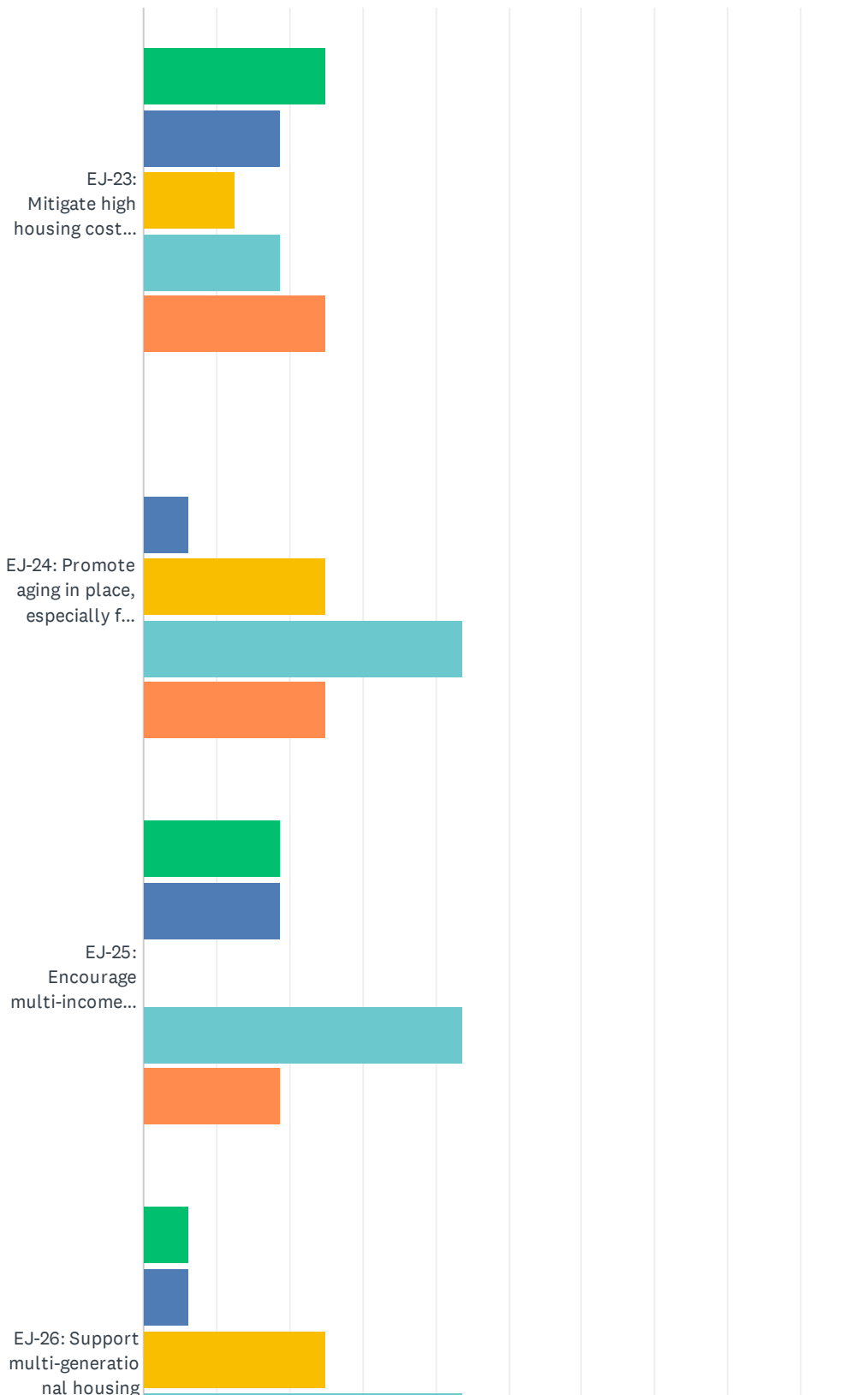


Marina GPU Survey 3H: Environmental Justice Policy Ideas

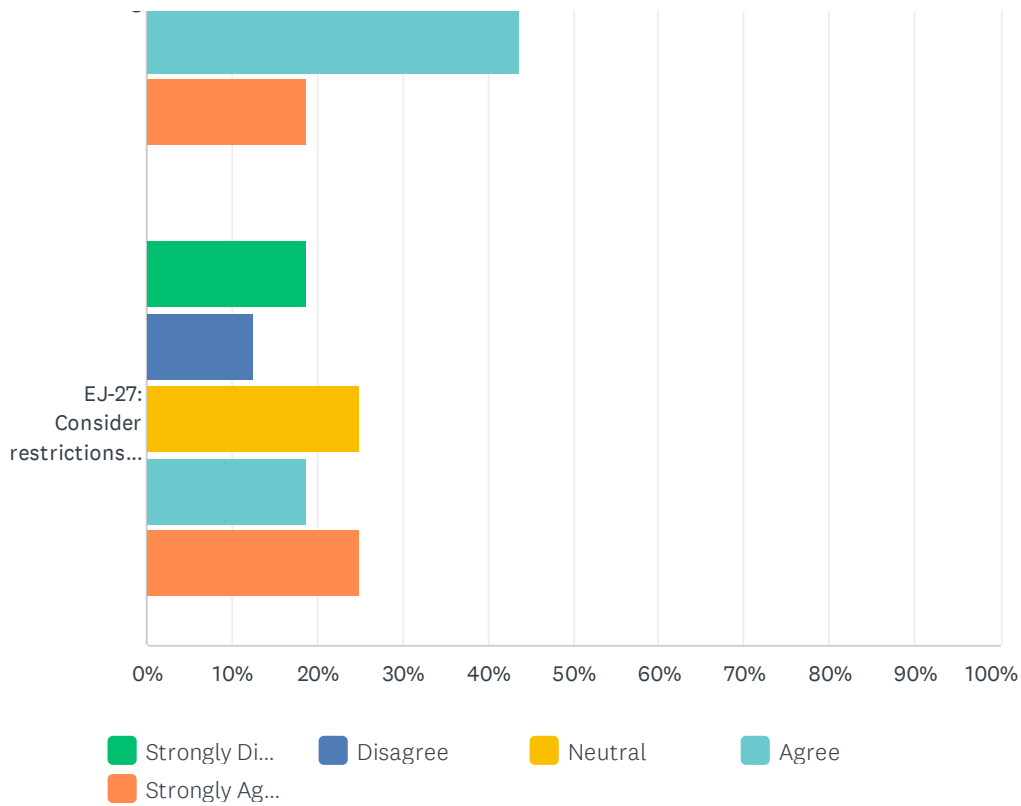
	STRONGLY DISAGREE	DISAGREE	NEUTRAL	AGREE	STRONGLY AGREE	TOTAL	WEIGHTED AVERAGE
EJ-20: Promote cultural and appropriate civic engagement	20.00% 3	13.33% 2	13.33% 2	33.33% 5	20.00% 3	15	3.20
EJ-21: Ensure transparency in government decision-making	0.00% 0	0.00% 0	0.00% 0	33.33% 5	66.67% 10	15	4.67
EJ-22: Expand/strengthen regional leadership and partnerships	6.67% 1	0.00% 0	33.33% 5	33.33% 5	26.67% 4	15	3.73

Q6 Please rate your level of agreement with the following ideas related to safe and sanitary housing in Marina.

Answered: 16 Skipped: 0



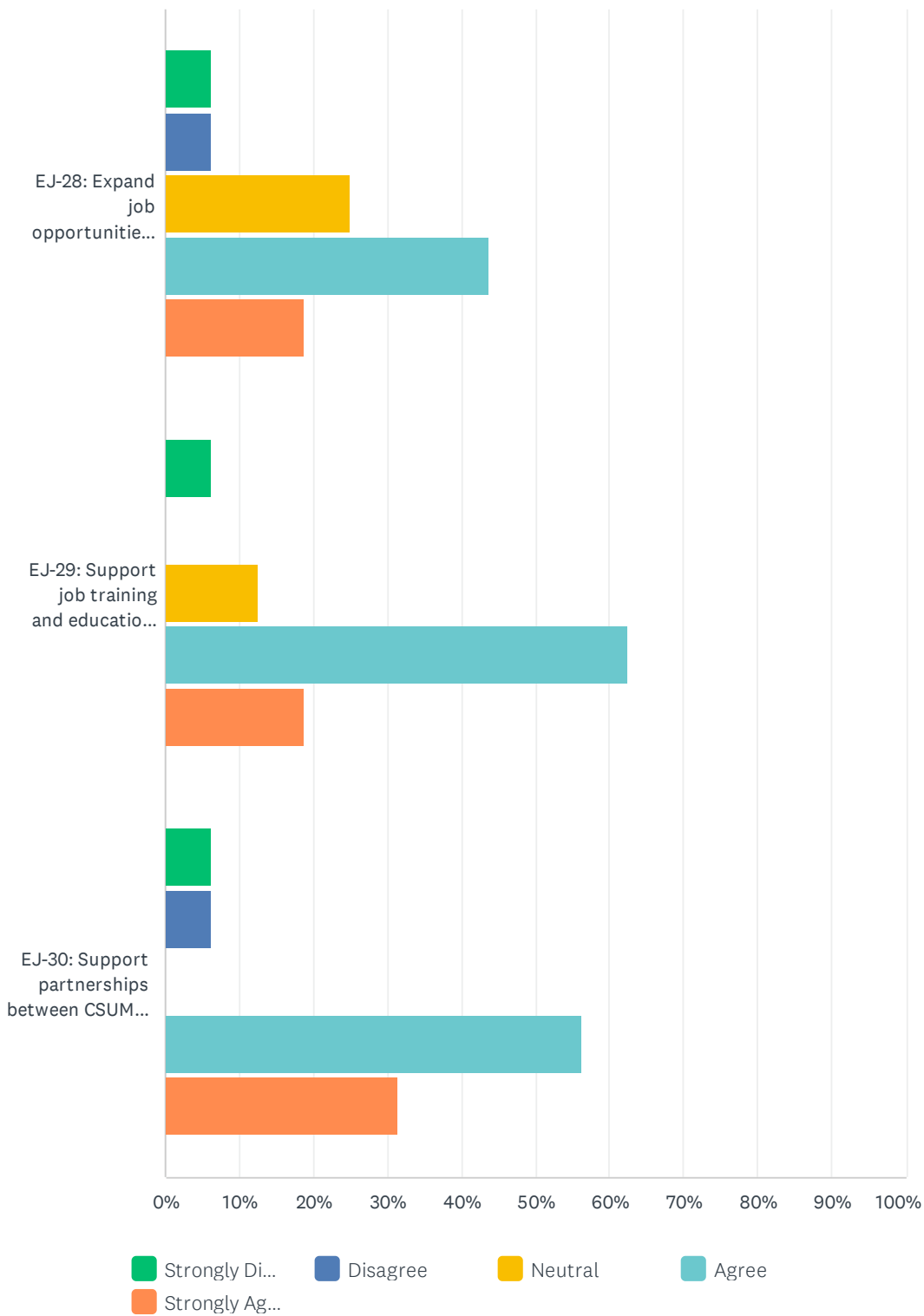
Marina GPU Survey 3H: Environmental Justice Policy Ideas



	STRONGLY DISAGREE	DISAGREE	NEUTRAL	AGREE	STRONGLY AGREE	TOTAL	WEIGHTED AVERAGE
EJ-23: Mitigate high housing costs by building new affordable and low-cost housing	25.00% 4	18.75% 3	12.50% 2	18.75% 3	25.00% 4	16	3.00
EJ-24: Promote aging in place, especially for seniors and veterans	0.00% 0	6.25% 1	25.00% 4	43.75% 7	25.00% 4	16	3.88
EJ-25: Encourage multi-income housing with different unit sizes and types in single developments	18.75% 3	18.75% 3	0.00% 0	43.75% 7	18.75% 3	16	3.25
EJ-26: Support multi-generational housing	6.25% 1	6.25% 1	25.00% 4	43.75% 7	18.75% 3	16	3.63
EJ-27: Consider restrictions on smoking in multifamily housing	18.75% 3	12.50% 2	25.00% 4	18.75% 3	25.00% 4	16	3.19

Q7 Please rate your level of agreement with the following ideas related to economic equity in Marina.

Answered: 16 Skipped: 0



Marina GPU Survey 3H: Environmental Justice Policy Ideas

	STRONGLY DISAGREE	DISAGREE	NEUTRAL	AGREE	STRONGLY AGREE	TOTAL	WEIGHTED AVERAGE
EJ-28: Expand job opportunities in Marina that match the educational levels and skills of local residents	6.25% 1	6.25% 1	25.00% 4	43.75% 7	18.75% 3	16	3.63
EJ-29: Support job training and education programs, especially for youth	6.25% 1	0.00% 0	12.50% 2	62.50% 10	18.75% 3	16	3.88
EJ-30: Support partnerships between CSUMB, MPC, local high schools, and regional employers	6.25% 1	6.25% 1	0.00% 0	56.25% 9	31.25% 5	16	4.00

**Q8 Of all the ideas presented above, what is most important to you?
Please provide your response below.**

Answered: 3 Skipped: 13

#	RESPONSES	DATE
1	Marina has more affordable and low income housing than any of the Peninsula Cities. Lets work to improve the existing housing and safety of those living in the lower income neighborhoods.	2/24/2025 2:40 PM
2	Don't waste our money on useless, wokie, Greenie propaganda agendas.	2/20/2025 1:22 PM
3	build affordable housing	2/12/2025 2:04 PM

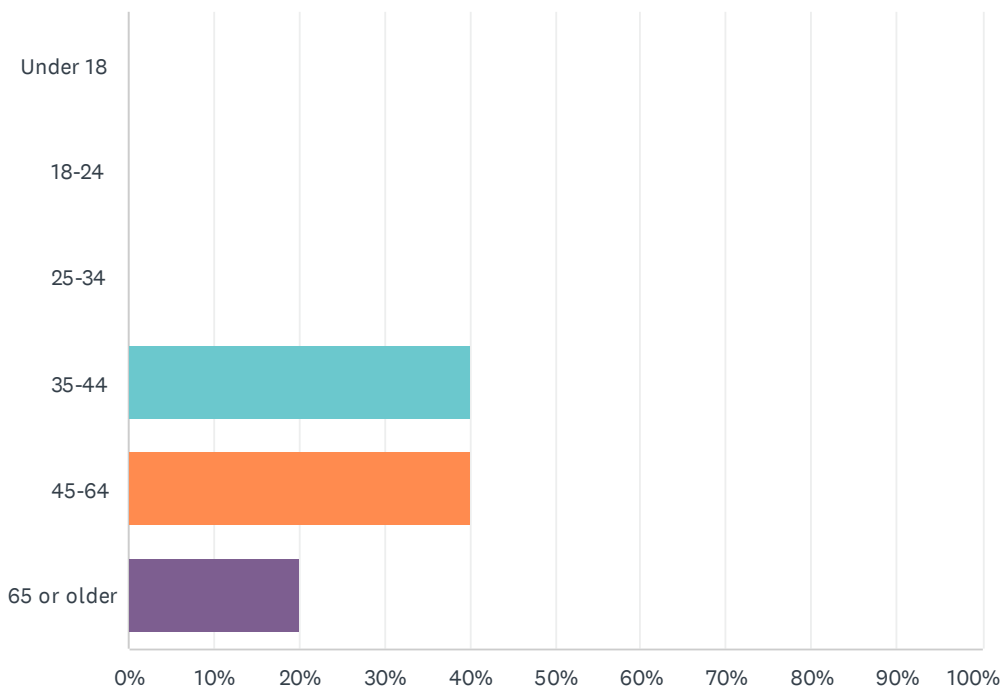
Q9 Do you have any other ideas or comments related to environmental justice in Marina? If so, please use the space below to leave additional comments.

Answered: 4 Skipped: 12

#	RESPONSES	DATE
1	City funded loans or grants for improvements to existing low income housing	2/24/2025 2:40 PM
2	Don't waste our money on useless, woke, Greenie propaganda agendas.	2/20/2025 1:22 PM
3	financial support for families in "old" Marina to improve their properties. Lessen the appearance of a class gap with new expensive, exclusive communities and resentment between them.	2/12/2025 2:04 PM
4	Don't use this term. Try environmental stewardship. We have a new President now.	2/11/2025 1:29 PM

Q10 What is your age?

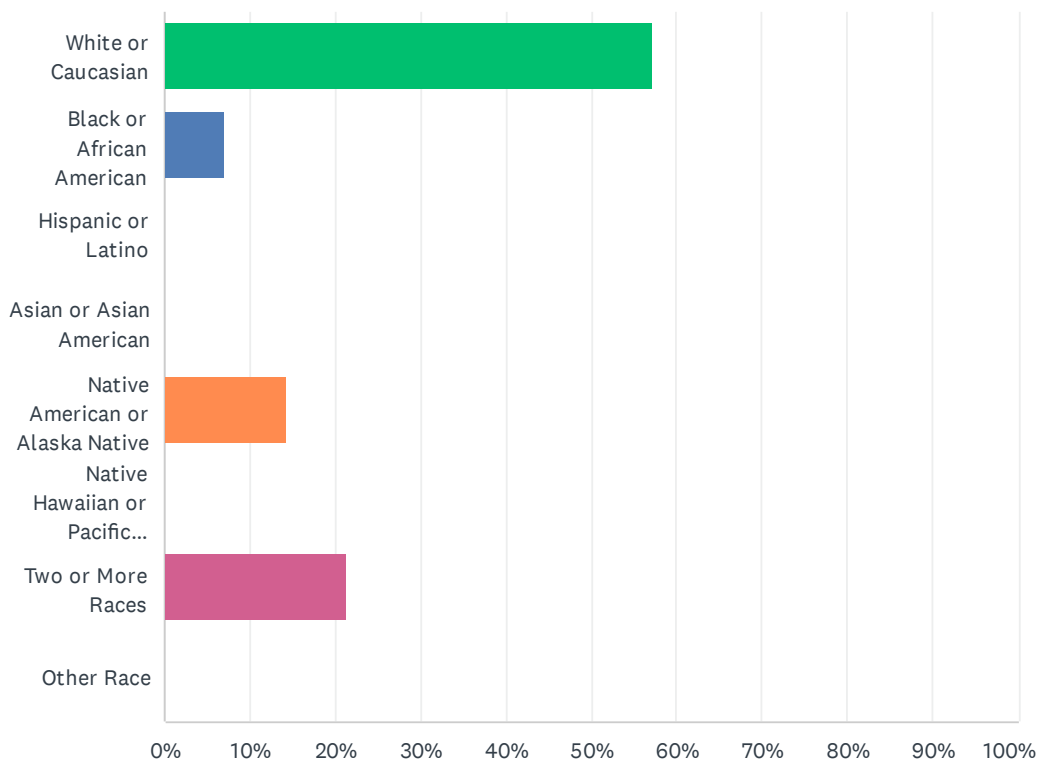
Answered: 15 Skipped: 1



ANSWER CHOICES	RESPONSES
Under 18	0.00% 0
18-24	0.00% 0
25-34	0.00% 0
35-44	40.00% 6
45-64	40.00% 6
65 or older	20.00% 3
TOTAL	15

Q11 What best describes your background?

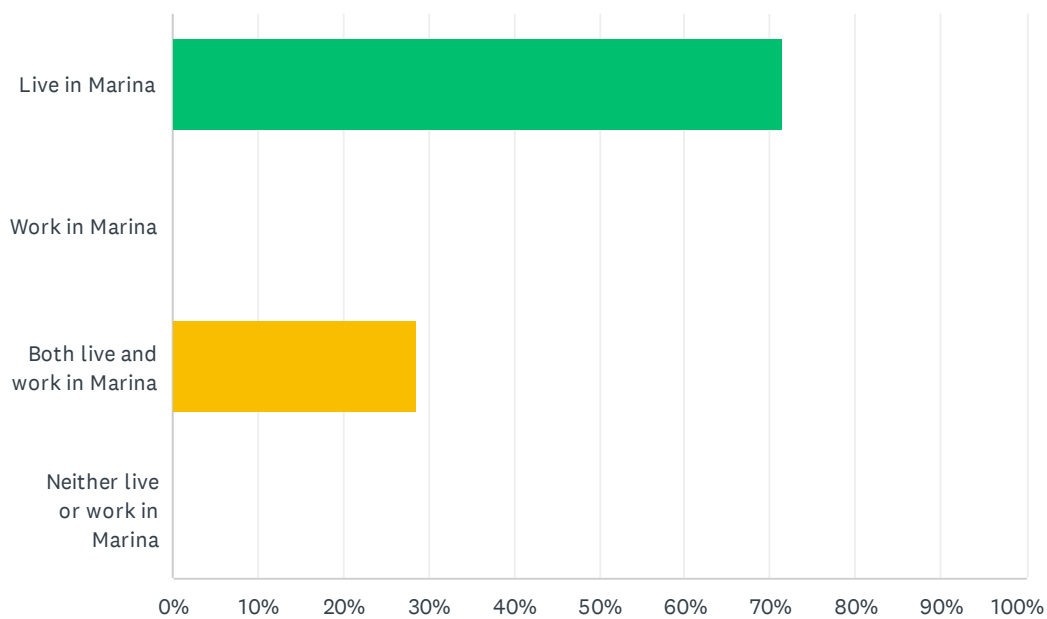
Answered: 14 Skipped: 2



ANSWER CHOICES	RESPONSES	
White or Caucasian	57.14%	8
Black or African American	7.14%	1
Hispanic or Latino	0.00%	0
Asian or Asian American	0.00%	0
Native American or Alaska Native	14.29%	2
Native Hawaiian or Pacific Islander	0.00%	0
Two or More Races	21.43%	3
Other Race	0.00%	0
TOTAL		14

Q12 Do you live and work in Marina?

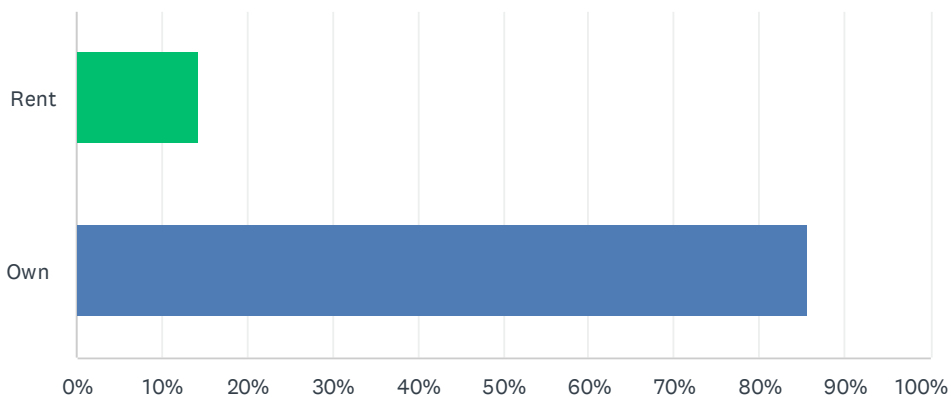
Answered: 14 Skipped: 2



ANSWER CHOICES	RESPONSES	
Live in Marina	71.43%	10
Work in Marina	0.00%	0
Both live and work in Marina	28.57%	4
Neither live or work in Marina	0.00%	0
TOTAL		14

Q13 Do you rent or own?

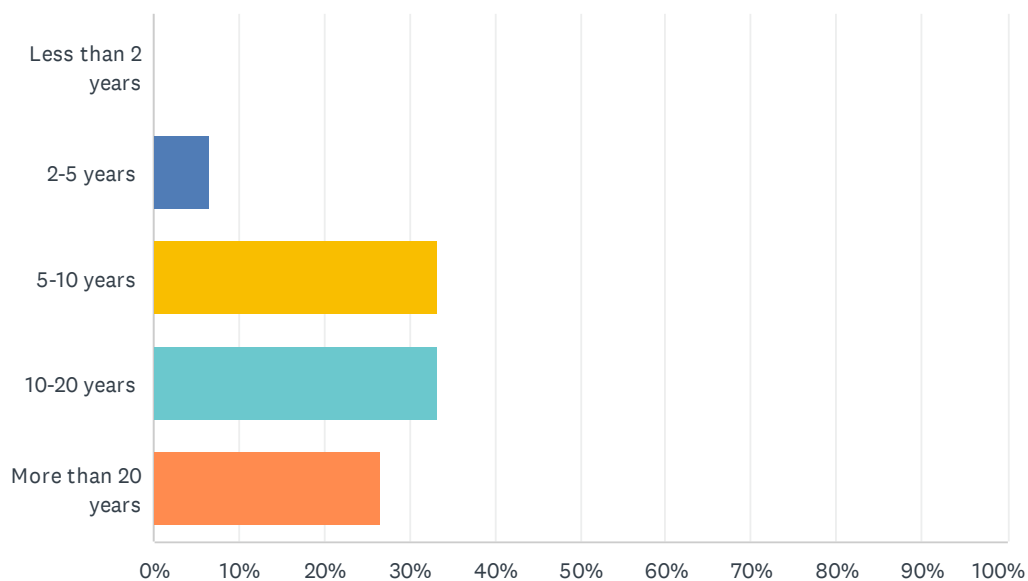
Answered: 14 Skipped: 2



ANSWER CHOICES	RESPONSES	
Rent	14.29%	2
Own	85.71%	12
TOTAL		14

Q14 How long have you lived in Marina?

Answered: 15 Skipped: 1



ANSWER CHOICES	RESPONSES	
Less than 2 years	0.00%	0
2-5 years	6.67%	1
5-10 years	33.33%	5
10-20 years	33.33%	5
More than 20 years	26.67%	4
TOTAL		15